

U.S. Department of Justice

OFFICE OF JUSTICE PROGRAMS

FY 2019 PROGRAM SUMMARIES



February 2018

This page intentionally left blank.

**FY 2019 Program Summaries
Table of Contents**

Adam Walsh Act & National Sex Offender Public Website 5

Anti-Terrorism Emergency Reserve 7

BJS Base Program -- Corrections Statistics 9

BJS Base Program -- Federal Justice Statistics Program 11

BJS Base Program -- Indian Country Statistics 13

BJS Base Program -- Law Enforcement Statistics 15

BJS Base Program -- Prosecution and Judicial Statistics 17

BJS Base Program -- Recidivism Statistics 19

BJS Base Program -- Victimization Statistics 21

Bulletproof Vest Partnership 23

Byrne Justice Assistance Grant Program 25

Child Abuse Training for Judicial and Court Personnel 27

Children Exposed to Violence 29

Children of Incarcerated Parents Demonstration Program 31

Children of Incarcerated Parents Web Portal 33

Collaborative Reform Initiative for Technical Assistance 35

Community Policing Development 37

Community-Based Sexual Assault Response Reform Also known as the National Sexual
Assault Kit Initiative 41

Comprehensive Opioid Abuse Program 43

Coordinated Tribal Assistance Solicitation and Related Programs (OJP 7% Tribal Justice
Assistance Set Aside) 45

COPS Hiring Program 49

Court Appointed Special Advocate Program 53

Coverdell Forensic Science Improvement Grants Program 55

Crime Victims Fund 57

Criminal Justice Statistics Programs – “Base” Program for the Bureau of Justice Statistics 61

Delinquency Prevention Program 63

DNA Analysis, Capacity Enhancement, and Other Forensic Activities 65

Drug Court Grant Program 67

Economic, High-tech, White Collar, and Cybercrime Prevention (E-Crime) 69

Girls in the Juvenile Justice System (also known as the National Girls Initiative) 71

Harold Rogers Prescription Drug Monitoring Program 73

Improving Youth Access to Justice Program (also known as the Improving Juvenile Indigent
Defense Program) 75

Justice and Mental Health Collaboration Program 77

Missing and Exploited Children Program 79

National Crime Statistics Exchange Initiative 81

National Criminal History Improvement Program 83

National Instant Criminal Background Check System Act Record Improvement Program 85

National Missing and Unidentified Persons System 87

National Public Safety Partnership 89

NIJ Base Program -- Building the Nation’s Criminal Justice Research Infrastructure 91

NIJ Base Program -- Developing Performance Standards and Testing Equipment	93
NIJ Base Program -- Developing Technology Solutions to Criminal Justice Challenges.....	95
NIJ Base Program -- Social Science Research and Evaluation	97
Part B Formula Grants Program (also known as Title II).....	99
Prison Rape Prevention and Prosecution Program	103
Public Safety Officers' Benefits Program.....	107
Research on Pathways to Terrorism	109
Research on Violence Against Indian Women	111
Research, Development, and Evaluation – “Base” Program for the National Institute of Justice.....	113
Residential Substance Abuse Treatment for State Prisoners	115
Second Chance Act Program	117
Strategies for Policing Innovation Program.....	121
VALOR Initiative	123
Veterans Treatment Courts	125
Victims of Child Abuse Improving Investigation and Prosecution of Child Abuse.....	127
Victims of Trafficking	129
Violent Gang and Gun Crime Reduction Program/Project Safe Neighborhoods.....	133
Youth Mentoring.....	135

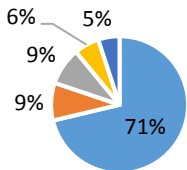
OFFICE OF JUSTICE PROGRAMS

Program Names: Adam Walsh Act & National Sex Offender Public Website

Funding

FY 2019 Request: \$21M
 FY 2017 Enacted: \$21M

**SMART Office Programs
 FY 2017**



- AWA SORNA Implementation
- Tribal Access Program
- Indian Country Sex Offender Programs
- Indian Country Training & Technical Assistance
- National Sex Offender Public Website

Program Description

Purpose: The Adam Walsh Act Implementation grant program supports implementation and maintenance of the Sex Offender Registration and Notification Act (SORNA). SORNA assists jurisdictions in creating and sustaining comprehensive programs to consistently register, monitor and alert communities about sex offenders. The program also supports the development and implementation of technology tools that allow cross-jurisdictional information sharing to eliminate safe havens for sex offenders.

The National Sex Offender Public Website (NSOPW) is a unique public safety resource that provides the public with access to sex offender registration information nationwide. NSOPW is a partnership among the Department of Justice and state, U.S. territory, and tribal governments, working together for the safety of adults and children.

Authorizing Legislation: The Adam Walsh Child Protection and Safety Act of 2006 (P.L.109-248); 34 U.S.C. § 20901 and 20922

Administering Agency: Office of Sex Offender Sentencing, Monitoring, Apprehending, Registering, and Tracking (SMART Office)

Who Can Apply for Funding: Adam Walsh Act (AWA) implementation grants are limited to states, territories, and eligible federally recognized tribes that opted to implement SORNA. Other

SMART Office programs are open to individuals, research institutions, and justice policy organizations.

How Funds Are Distributed: Through a competitive process, AWA awards are made as grants for up to \$400,000 for 24 months. (FY 2018 and FY 2019 awards will be for 36 months.)

Program Goals

The goals of the AWA grant program are to:

1. Create a comprehensive, national sex offender registration and notification system;
2. Incorporate tribes into this system; and
3. Inform and protect the public.

The goals of NSOPW and its related resources are to:

1. Provide the public with a free tool to allow for nationwide searches of registered sex offenders;
2. Provide sex offender registry software and implementation assistance to states, tribes, and U.S. territories that fully meets SORNA requirements; and
3. Provide a web-based resource to enable better communication and coordination among SORNA jurisdictions' sex offender registry officials.

**Adam Walsh Act and the
 National Sex Offender
 Public Website
 Five-Year Budget Authority
 (\$ in millions)**



Accomplishments

Adam Walsh Act Implementation:

- With the help of grant funding and technical assistance, 21 states and territories and 123 Indian tribes have substantially implemented SORNA.
- To date, 503 awards have been made to SORNA jurisdictions through this program, of which 239 were tribal awards.
- AWA grants support a variety of projects to further SORNA implementation, such as improving jurisdictions' information technology infrastructure, purchasing equipment necessary to transfer registry information, digitizing criminal history records, training registry officials, and hiring personnel and consultants to assist with the development of SORNA-compliant registration and notification programs.
- As a result of the SMART Office's technology solutions, tribal officials can better access federal law enforcement information-sharing systems.

National Sex Offender Public Website:

- NSOPW is a search engine that provides comprehensive sex offender data from all 50 states, the District of Columbia, and participating U.S. territories and tribes. As of December 2017, 204 jurisdictions were participating in NSOPW, which links to state, territory and tribal sex offender public registry websites and allows the public to search for registered sex offenders on a national scale, identifying locations where sex offenders reside, work, and go to school.
- From July 2016 to July 2017, the general public performed an average of 3.14 million searches on NSOPW each month, with a total of 4.73 million discrete users and 72.89 million page views.

Application and Award History

Adam Walsh Act Implementation

(\$ in millions)	FY 2015	FY 2016	FY 2017	FY 2018 Request	FY 2019 Request
Amount Available for Funding	\$17.5 [^]	\$17.8 [^]	\$16.5 [^]	\$20.0	\$20.0
Total Funding Awarded	\$11.5	\$9.8	\$14.6	TBD	TBD
Number of Applications	52	56	74	TBD	TBD
Number of Awards	43	42	52	TBD	TBD
Percentage of Applications Funded	83%	75%	70%	TBD	TBD

National Sex Offender Public Website

(\$ in millions)	FY 2015	FY 2016	FY 2017	FY 2018 Request	FY 2019 Request
Amount Available for Funding	\$0.9 [^]	\$0.9 [^]	\$0.9 [^]	\$1.0	\$1.0
Total Funding Awarded	\$0.9	\$0.9	\$0.9	TBD	TBD
Number of Applications	1	2	1	TBD	TBD
Number of Awards	1	1	1	TBD	TBD
Percentage of Applications Funded	100%	50%	100%	TBD	TBD

[^] Amount does not include funds used for management and administration, peer review or other authorized purposes.

For additional information, please visit <https://www.smart.gov/>.

OFFICE OF JUSTICE PROGRAMS
Program Name: Anti-Terrorism Emergency Reserve

Funding

FY 2019 Request: \$50.0M
 FY 2017 Level: \$50.0M

Program Description:

Background: Following the 1995 bombing of the Alfred P. Murrah Federal Building in Oklahoma, Congress amended the 1984 Victims of Crime Act to authorize OVC to establish an Antiterrorism Emergency Reserve (the Reserve) for victims of criminal mass violence and terrorism. The OVC Director may set aside up to \$50 million above the annual appropriation cap from the Crime Victims Fund to fund the Reserve.


Authorizing Legislation: Mass Violence International; 34 U.S.C 20105(a), Mass Violence Domestic 34 U.S.C. 20105(b)

Administering Agency: Office for Victims of Crime (OVC)

Purpose: The Reserve funds emergency expenses and other services for victims of terrorism and criminal mass violence

within the United States and abroad. In recent years, our Nation has been faced with a surge in incidents of mass violence and domestic terrorism. In response, OVC has taken a more proactive and strategic approach to supporting victims by establishing a new Center (see below) and implementing an online Toolkit to grow local capacity to prepare for and respond to these increasingly common events. Taken together, the Reserve support provides help primarily through funding for immediate and direct services, supplemental funding directly to affected communities, and training and technical assistance services.

2017 Accomplishments - OVC provided support to the following program areas for a total of \$36.5M.



OVC’s National Mass Violence Victimization

Resource Center – is a new Center focused exclusively on preparation for and response to victims of mass violence and terrorism incidents. The Center will develop tools and strategies; engage communities across the Nation; and build local, state, and tribal capacity to plan and deploy support to victims, their families, and jurisdictions affected by mass violence. The award was competitively made to the Medical University of South Carolina for \$17.8M, with \$16.8M coming from the Reserve fund.

Antiterrorism and Emergency Assistance Program – reflects one of the principal tools OVC uses to provide supplemental financial assistance to local communities in the wake of tragedy. In 2017, OVC funded four grants totaling over \$14.2M to support over 4,300 domestic

victims of terrorism or criminal mass violence, including first responders and those supporting victims. These grants are methodically developed to ensure allowable expenses are reimbursed and communities and victims are supported for several years as they recover, rebuild, and adjust to a dramatically changed way of life following these horrific crimes. Eligible applicants include state victim assistance and compensation programs; public agencies, including federal, state, and local governments, and federally recognized Indian tribal governments, as determined by the Secretary of the Interior and published in the Federal Register; public institutions of higher

education; and victim service and nongovernmental organizations. Additional information can be found on the [OVC website](#).

FY 2017 awards were made to the following organizations:

- 1) Oregon Department of Justice Crime Victims Division following the Umpqua Community College shooting on October 1, 2015 that killed 8 people and physically injured 8.
- 2) California Victim Compensation Board following the San Bernardino terrorist attack on December 2, 2015 that killed 14 people and seriously injured 22.
- 3) Harvey County Domestic Violence/Sexual Assault Task Force following the mass shooting in Harvey County, KS that killed 3 and wounded 14 on February 25th, 2016.
- 4) Florida Office of the Attorney General following the Pulse Nightclub shooting on June 12, 2016 in Orlando, Florida that killed 49 people and seriously wounded 53.

International Terrorism Victim Expense Reimbursement Program (ITVERP) - provides hotline and case management support for victims and financial reimbursement for qualifying expenses to qualified U.S. citizens and U.S. government employees who suffered direct physical or emotional injury from an act of international terrorism while outside the United States. In FY 2017, OVC funded 30 applicants totaling over \$278K.

Interagency Agreements with Federal Agencies - OVC supports the immediate and direct response to crime victims in the wake of tragedy by directing resources to DOJ's direct service providers: the FBI's Victim Services Division (VSD), the Office of Justice for Victims of Overseas Terrorism (OVT), and the Executive Office for United States Attorneys (EOUSA). This enables our federal partners to quickly deploy staff and resources to support the local response or provide other support to victims. OVC also provides financial support to the Office of Military Commissions (OMC) within the Department of Defense to assist in administering the closed circuit television (CCTV) coverage of the Military Commission trial proceedings for major cases occurring in Guantanamo Bay, Cuba. This also includes expenses for victims and family members traveling from their home to the National Capital Region (NCR), before traveling to Guantanamo Bay, Cuba, to view the trial proceedings.

Special Masters Claims – The courts of the United States may appoint Special Masters to hear damage claims brought under the terrorism exception to the Foreign Sovereign Immunities Act. The Emergency Reserve fund can reimburse courts for expenses incurred by these Special Masters. In FY 2017, OVC reimbursed the United States District Court for the District of Columbia under *Kaplan v Hezbollah*, 09-cv-00646 & *Kaplan v. Iran*, 10-cv-00483.

Training and Technical Assistance (TTA)—OVC, through its Training and Technical Assistance Center (TTAC), provides TTA to communities across the Nation to implement tools and practices contained in OVC's [Helping Victims of Mass Violence and Terrorism: Planning, Response, and Recovery Toolkit](#). This toolkit helps communities collaborate and plan for these incidents and develop more timely, effective, and comprehensive responses for victims. TTAC also deploys expert consultants to affected communities to aid them in assessing victims' needs, coordinating victim services, identifying resources and gaps in services, developing strategies for victim services—including first responders and others who assisted victims—and develop a formal victim Needs Assessment and draft AEAP grants.

*OVC Training and Technical Assistance was funded from FY 2016 allotment so is not reflected in the FY 2017 funding chart.

OFFICE OF JUSTICE PROGRAMS

Program Name: BJS Base Program -- Corrections Statistics

(Criminal Justice Statistics Program Appropriation)

Funding: Annual average of \$6M*
Between FY 2013 and FY 2017, a total of \$30.1M was awarded.



Program Description

Purpose: To provide measures on the correctional system in the United States and the population under its supervision. Corrections refers to the supervision of persons arrested for, convicted of, or sentenced for criminal offenses. Correctional populations fall into two categories: institutional correction and community corrections. By and large, BJS corrections data covers adult agencies or facilities and adult offenders.

Most data are annual collections of administrative information from correctional administrators, including basic population counts, offender demographic characteristics, facility capacity, programs, staffing, and resources.

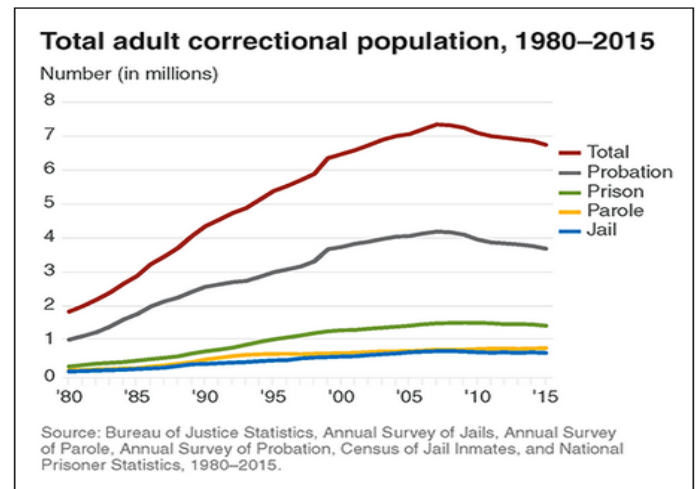
Authorizing Legislation: The Justice Systems Improvement Act of 1979; 34 U.S.C. 10131

First Year of Appropriation: Funded from the BJS “Base” – the Criminal Justice Statistics Program.

Administering Agency: Bureau of Justice Statistics (BJS)

Current BJS corrections data collections include:

- [Annual Probation Survey and Annual Parole Survey](#)
- [Annual Survey of Jails](#)
- [Capital Punishment \(annual\)](#)
- [Census of Adult Probation Supervising Agencies \(periodic\)](#)
- [Census of State and Federal Prison Facilities \(periodic\)](#)
- [Deaths in Custody Reporting Program \(annual\)](#)
- [National Corrections Reporting Program \(annual\)](#)
- [National Inmate Survey \(periodic\)](#)
- [National Prisoner Statistics \(annual\)](#)
- [Annual Survey of Jails in Indian Country](#)
- [Survey of Prison Inmates](#)



Program Goals (FY 2018 – 2019)

- Publish additional results from its Survey of Prison Inmates, conducted in 2016. Topics include prisoner acquisition and use of firearms, prison rule violations, drug offenders in prison, physical and mental health, employment and education background, and children of imprisoned parents.
- Complete feasibility studies of its National Prisoners Statistics program and Annual Survey of Jails collections to measure conviction status on non-U.S. citizens. The jail feasibility study was conducted in November and December 2017 and the state prison study will occur in early 2018.
- Research pre- and post-prison experiences of offenders in state and federal correctional systems by linking BJS corrections records to other administrative data files, including housing, employment, and Medicaid/Medicare records.

- Collect, analyze, and disseminate data from BJS annual surveys.
- Continue redesign efforts on the Survey of Inmates in Local Jails to collection information on individual characteristics of jail inmates, current offenses and detention status, characteristics of victims, criminal histories, family background, gun possession and use, prior opiate and alcohol use and treatment, medical and mental health, personal characteristics, and programs and services provided in jail.

Accomplishments

- In 2017, BJS released corrections-related reports on: *Prisoners 2015; Jail Inmate in 2015; Probation and Parole in the United States, 2015; Correctional Populations in the United States, 2015; Capital Punishment, 2014-2015, Statistical Brief; HIV in Prisons, 2015; American Indians and Alaska Natives Confined in Local Jails – 1999-2014; and Indicators of a Mental Health Problem Reported by Prison and Jail Inmates, 2011-2012.*
- BJS provides online *Corrections Statistical Analysis Tools (CSAT)* that can be used to analyze data on prisoners, parolees, and probationers. The [prisoners tool](#) had 6,605 user sessions between November 1, 2016 and October 31 2017, and the [parole tool](#) and [probation tool](#) had more than 250 user sessions each. During 2018, BJS will release a tool to analyze data on persons held in local jails.

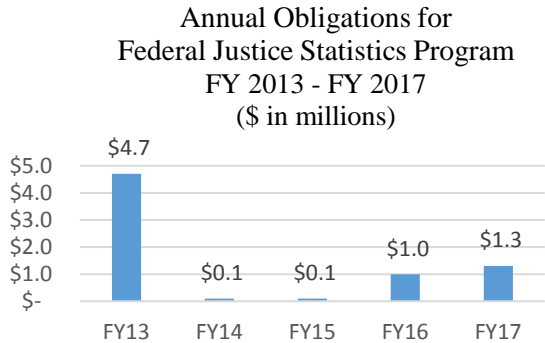
For additional information, please visit: [BJS Corrections Statistics](#).

OFFICE OF JUSTICE PROGRAMS

Program Name: BJS Base Program -- Federal Justice Statistics Program (Criminal Justice Statistics Program Appropriation)

Funding: Annual average of \$1.44M*

Between FY 2013 and FY 2017, a total of \$7.2M was awarded.



Program Description

Purpose: To provide comprehensive and detailed information about the federal justice system's processing of criminal cases, including annual data on arrests, prosecution decisions, pretrial detention, court dispositions, sentencing outcomes, sentence length, time served, and workload.

The Federal Justice Statistics Program (FJSP), has been ongoing since 1979. BJS receives data from—

- [U.S. Marshals Service](#) (USMS)
- [Drug Enforcement Administration](#) (DEA)
- [Executive Office for U.S. Attorneys](#) (EOUSA)
- [Administrative Office of the U.S. Courts](#) (AOUSC)
- [U.S. Sentencing Commission](#) (USSC)
- [Federal Bureau of Prisons](#) (BOP)

BJS has developed a series of programs to link and facilitate statistical analyses across federal data systems.

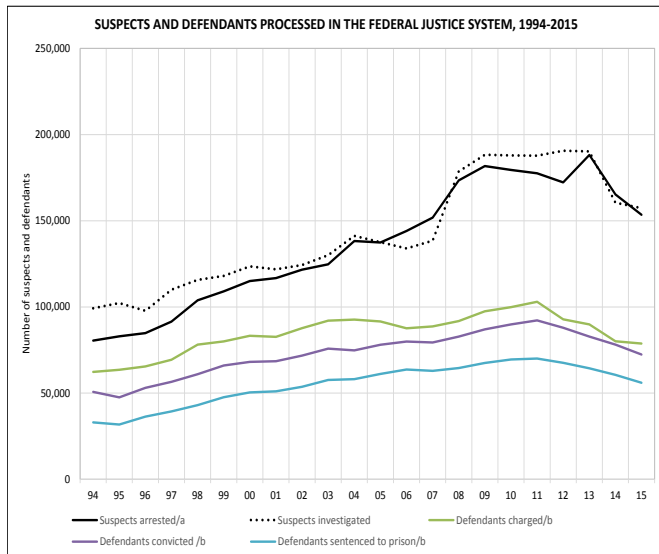
Authorizing Legislation: The Justice Systems Improvement Act of 1979

First Year of Appropriation: Funded from the BJS "Base" Appropriation – the Criminal Justice Statistics Program.

Administering Agency: Bureau of Justice Statistics (BJS)

Program Goals (FY 2018 – 2019)

- Update the [Standard Analysis Files](#) which are used to link data across the federal justice system for statistical and research purposes and provide access through BJS's federal online statistical query tool and the National Archive of Criminal Justice Data.



- Publish special reports on issues under deliberations by federal policy makers, such as characteristics of drug offenders in federal prison, the federal processing of American Indians, processing of immigration law violators and non-citizens, and prosecution of human trafficking cases.
- Improve the use and understanding of FJSP data for policymakers, researchers, and the public through BJS's [Federal Justice Statistics Analytical Support Program](#) and produce special reports that focus on topics of concern to the field.
- Release *Federal Criminal Justice, Statistical Tables, 2015 – 2016*.
- Update the *Federal Criminal Case Processing Statistics* [online tool](#) that can be used to analyze federal case processing data. Users can generate statistics based on title and section of the U.S. Criminal Code in the areas of federal law enforcement, prosecution/courts, and incarcerations.

Accomplishments

In FY 2017, BJS:

- Released the 2015 FJSP standard analysis files for researcher use.
- Archived the updated linked files, Dyad Link Files, for the years 1994-2015 at the [*National Archive of Criminal Justice Data: Federal Justice Statistics Program*](#)
- Published two annual statistical tables [*Federal Criminal Justice, Statistical Tables, 2013*](#) and [*Federal Criminal Justice, Statistical Tables, 2014*](#) and an annual bulletin [*Federal Criminal Justice Statistics, 2013-14*](#).
- Updated the *Federal Criminal Case Processing Statistics* [online tool](#) to include the years 1998 to 2015.
- Released the special report [*Federal Prosecution of Commercial Sexual Exploitation of Children Cases, 2004-2013*](#) describing the federal criminal justice response to child sex exploitation.

For additional information, please visit: [BJS Federal Justice Statistics Program**](#).**

OFFICE OF JUSTICE PROGRAMS

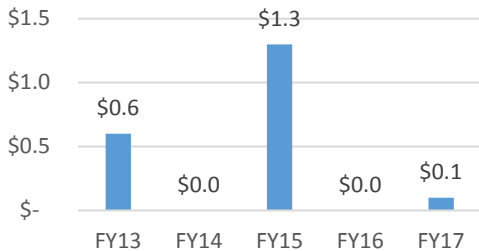
Program Name: BJS Base Program -- Indian Country Statistics

(Criminal Justice Statistics Program Appropriation)

Funding: Annual average of \$0.4M*

Between FY 2013 and FY 2017, a total of \$2M was awarded.

BJS Indian Country Statistics Obligations FY 2013 - FY2017 (\$ in millions)



*Includes funds from Criminal Justice Statistics Program (BJS base) & transfers from federal agencies.

Program Description

Purpose: To collect data on crime and justice in Indian Country. The data will improve the understanding of the roles and activities of federal, state, local, and tribal justice agencies serving the tribal lands.

BJS collects data on Indian Country both through ongoing national data collections and targeted collections. BJS Indian Country data collections include:

- [Census of Tribal Law Enforcement Agencies](#)
- [National Survey of Tribal Court Systems](#)
- [Survey of State and Local Law Enforcement Agencies Serving Tribal Lands](#)
- [Survey of State and Local Prosecutor Offices Serving Tribal Lands](#)
- [Annual Survey of Jails in Indian Country](#)

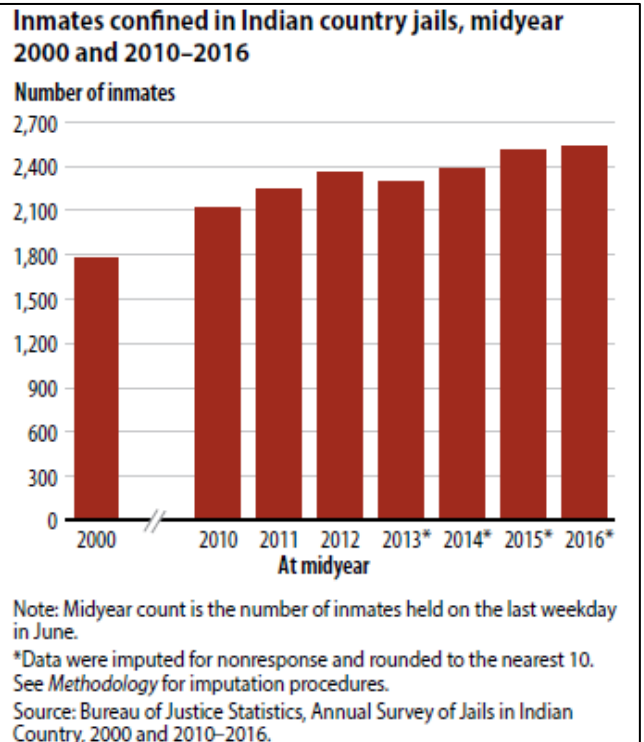
Authorizing Legislation: The Justice Systems Improvement Act of 1979 (34 U.S.C. 10131) and the Tribal Law and Order Act of 2010 (TLOA; P.L. 111-211, 124 Stat. 2258, Section 251(b))

First Year of Appropriation: Funded from the BJS “Base” Appropriation – the Criminal Justice Statistics Program.

Administering Agency: Bureau of Justice Statistics (BJS)

Program Goals (FY 2018 – 2019)

- Conduct the *Survey of State and Local Law Enforcement Agencies Serving Tribal Lands* and *Survey of State and Local Prosecutor Offices Serving Tribal Lands*. These surveys are part of a series of tribal data collections. The surveys collect data from non-tribal law enforcement and prosecutorial entities about their activities on tribal lands, including agreements with tribal governments, services they provide on tribal lands, and the criminal caseloads they handle for crimes occurring on tribal lands. These collections fill an important information gap about justice services provided to persons residing on tribal lands.
- Release the findings of the BJS-funded *National Survey of Tribal Court Systems*. The report will cover topics including tribal court administration, operations, staffing, caseloads, parole and probation, and information systems. BJS funded a Native-owned research firm to administer the survey.



- Conduct the *Census of Tribal Law Enforcement Agencies*. This statistical collection focuses solely on tribal law enforcement agencies. It will collect data on the responsibilities, budgets, staffing, staff training, equipment, information technology, and caseloads of nearly 300 tribal law enforcement agencies.
- Complete the annual *Jails in Indian Country* collection, which describes jails, confinement facilities, detention centers, and other correctional facilities operated by tribal authorities or the Bureau of Indian Affairs. Statistical data collected includes inmate counts, characteristics, and offense types; midyear, peak, and average daily populations; admissions and expected average length of stay at admission; rated capacity, facility crowding, and jail staffing; and deaths in custody.

2017 Accomplishments

- The [Jails in Indian Country 2016](#) report examines trends from 2000 to 2016, including the number of adults and juveniles held, type of offense, peak population, and expected average length of stay in jail at admission. The report was released in December 2017.
- Updated the online set of tables containing violent and property crime data reported by tribal law enforcement agencies to the FBI's Uniform Crime Reporting Program covering the reporting years of 2008 to 2016.
- Released the Congressionally-mandated report, [Tribal Crime Data Collection Activities 2017](#) describing BJS efforts to collect and improve data on crime and justice in Indian country.

For additional information, please visit: [BJS Indian Country Statistics](#).

OFFICE OF JUSTICE PROGRAMS

Program Name: BJS Base Program -- Law Enforcement Statistics

(Criminal Justice Statistics Program Appropriation)

Funding: Annual average of \$4.3M*

Between FY 2013 and FY 2017, a total of \$21.5M was awarded.

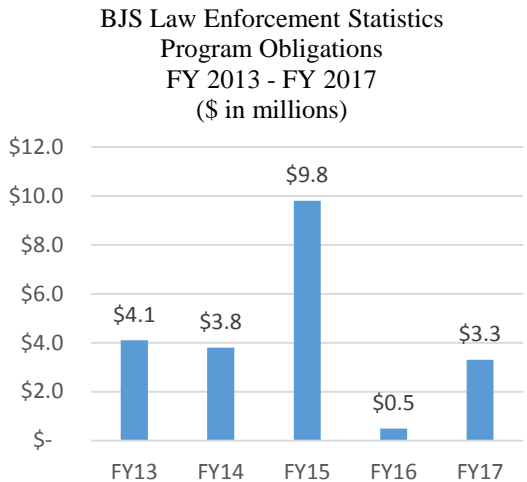
Program Description

Purpose: To provide national estimates on personnel, equipment, operations, budgets, and job functions across law enforcement agencies. Law enforcement includes the prevention, detection, and investigation of crime, and the apprehension and detention of individual suspects of law violation.

BJS collects data from a variety of stakeholders, including law enforcement agencies, police training academies, law enforcement officers, and citizens in the community on law enforcement responses to crime and public safety issues as well as the resources needed and applied by agencies to police functions.

Most data collections are conducted every two to four years. Active BJS law enforcement data collections include:

- Law Enforcement Core Statistics Program
 - Law Enforcement Management and Administrative Statistics (LEMAS) Survey
 - Body-Worn Camera Supplement Survey
 - Census of State and Local Law Enforcement Agencies



*Includes funds from Criminal Justice Statistics Program (BJS base) as well as transfers from federal agencies.

- Federal Arrest-Related Deaths
- Police-Public Contact Survey
- Survey of State Criminal Investigative Agencies on Law Enforcement Use of Force
- Survey of Law Enforcement Personnel in Schools
- Census of Publicly Funded Forensic Crime Laboratories
- Census of Medical Examiners and Coroners Offices
- Firearm Inquiry Statistics Program
- Census of Federal Law Enforcement Officers

Authorizing Legislation: The Justice Systems Improvement Act of 1979; 34 U.S.C. 10131.

First Year of Appropriation: Funded from the BJS “Base” Appropriation – the Criminal Justice Statistics Program.

Administering Agency: Bureau of Justice Statistics (BJS)

Program Goals (FY 2018 – 2019)

1. Publish reports and release data related to the Body Worn Camera supplement to inform law enforcement professionals on key trends related to deployment of body worn cameras and policies agencies have developed to govern use of the technology and access to the data.
2. Publish results of 2016-2017 administration of LEMAS survey. Nearly 3,500 law enforcement agencies were asked detailed questions about personnel, resources (budget, technology, and equipment) and policies and procedures to develop national estimates. LEMAS data are widely regarded as the most comprehensive data on law enforcement agencies in the U.S.

3. Complete a pre-test of the Survey of Law Enforcement Personnel in Schools, BJS's first attempt to survey law enforcement officers directly, and use the findings to develop best practices for surveying law enforcement officers. The survey is a two-phase survey where BJS first asks law enforcement agencies if they have School Resource Officers (SROs) and, if so, characteristics of the SRO program, policies, recruitment and training, and activities. BJS then, with agency permission, will samples SROs and ask them about their assignment, training, and activities.
4. Redesign and, for the first time in over a decade, conduct the Census of Medical Examiners and Coroners. In addition to asking questions about resources and workload, including backlog, BJS will develop questions designed to assess the impact of the opioid crisis on the work of medical examiners and coroners.
5. Successfully field Census of State and Local Law Enforcement Agencies for the first time since 2008. The Census asks all 18,000+ law enforcement agencies basic questions about officer count, budget, and functions. The survey is being redesigned to try to better capture the work of law enforcement agencies which have additional responsibilities like running jails and protecting courts.

2017 Accomplishments

BJS published the following law enforcement statistics reports:

- *Background Checks for Firearm Transfers, 2015—Statistical Tables*
- *Police Vehicle Pursuits, 2012-2013*
- *Publicly Funded Forensic Crime Laboratories: Resources and Services, 2014*
- *Police Response to Domestic Violence, 2006-2015*
- *Publicly Funded Forensic Crime Laboratories, Resources and Services, 2014*

For additional information, please visit: [BJS Law Enforcement Statistics](#).

OFFICE OF JUSTICE PROGRAMS

Program Name: BJS Base Program -- Prosecution and Judicial Statistics

(Criminal Justice Statistics Program Appropriation)

Funding: Annual average of \$0.62M

Between FY 2013 and FY 2017, a total of \$3.1M was awarded.

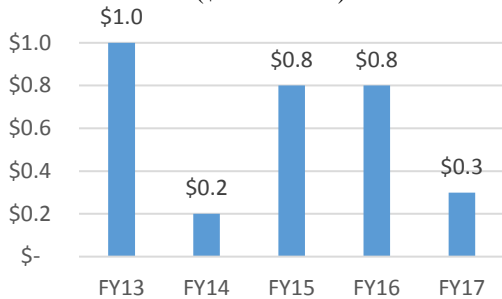
Program Description

Purpose: To provide national data on decision-making and outcomes in criminal and civil cases as well as the organizations that play key roles in the judicial process. BJS data collections cover activities in the areas of prosecution, indigent defense, pre-trial, and court processing to produce statistics on staff, caseloads, and expenditures.

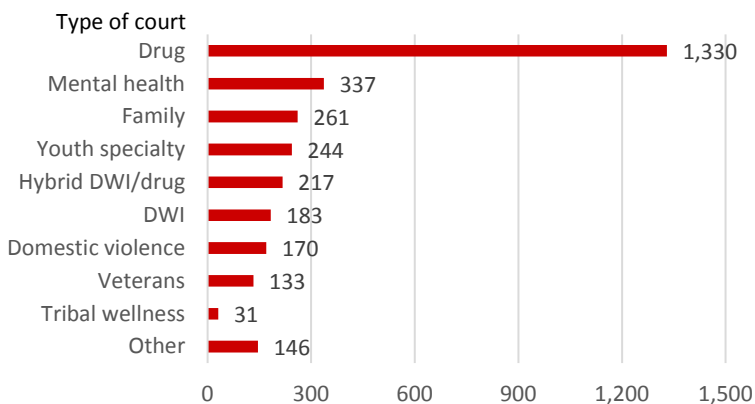
Most data collections are conducted on a periodic basis. Active data collections in this program include:

- **Survey of State Attorney General Offices**
- **Survey of Juveniles Charged in Adult Criminal Courts**
- **Survey of State and Local Prosecutor Offices Serving Tribal Lands**

BJS Prosecution & Judicial Statistics Obligations FY 2013 - FY 2017 (\$ in millions)



Type and number of problem-solving courts, 2012



Source: BJS, [Criminal Appeals in State Courts](#)

Authorizing Legislation: The Justice Systems Improvement Act of 1979; 34 U.S.C. 10131

First Year of Appropriation: Funded from the BJS “Base” Appropriation – the Criminal Justice Statistics Program.

Administering Agency: Bureau of Justice Statistics (BJS)

Program Goals (FY 2018 – 2019)

- Conduct a survey to collect data on the organization, structure, responsibilities, and activities of state attorney general offices regarding the criminal prosecution and civil handling of human trafficking cases.
- Survey of Law Enforcement Personnel Serving Tribal Lands and the Survey of State and Local Prosecutor Offices Serving Tribal Lands. These surveys are part of a larger effort to capture data on the complex nature of justice systems governing tribal lands and is part of the response to the Tribal Law and Order Act of 2010 (TLOA) requiring BJS to collect tribal statistical data. (See Indian Country Statistics Program Summary)
- Conduct an assessment of publically available courts data to determine the quality and coverage of existing data for use in producing national statistics.

Accomplishments

- BJS concluded the data collection for the first survey of state attorney general offices to describe white-collar crime activities. Findings are expected to be released in early 2018.
- BJS continued work on the Survey of Juveniles Charged in Adult Criminal Courts. Data were collected in multiple formats and at multiple levels of government (i.e., statewide data and county-wide data). This project, funded in part by the Office of Juvenile Justice and Delinquency Prevention, will provide the first detailed portrait of these cases including offender demographics, charges, case dispositions, and case processing time. A report presenting findings is expected by the end of 2018.
- BJS developed the questionnaires and conducted initial testing for the Survey of Law Enforcement Personnel Serving Tribal Lands and the Survey of State and Local Prosecutor Offices Serving Tribal Lands. BJS plans to carry out these surveys in late 2018.
- BJS produced a report on *State-Administered Indigent Defense Systems, 2013*.

For additional information, please visit: [BJS Prosecution Statistics](#) and [BJS Courts Statistics](#).

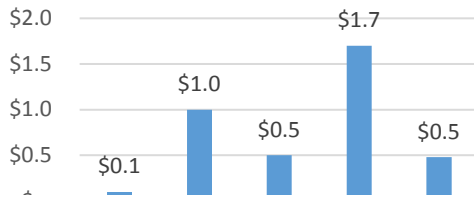
OFFICE OF JUSTICE PROGRAMS

Program Name: BJS Base Program -- Recidivism Statistics

(Criminal Justice Statistics Program Appropriation)

Funding: Annual average of \$0.8M*
Between FY 2013 and FY 2017, a total of \$3.8M was awarded.

BJS Recidivism Statistics
Obligations FY 2013 - FY 2017
(\$ in millions)



*Includes funds from Criminal Justice Statistics Program (BJS base) & transfers from federal agencies.

Program Description

Purpose: To understand the recidivism patterns of released prisoners, the criminal histories of persons entering prison, and persons currently held in correctional facilities by using existing criminal history record information. BJS has developed an automated system to request, obtain, and standardize the contents of large samples of criminal history records making it possible to conduct statistical analyses across states and over time.

BJS also administers two grant programs to improve the quality and completeness of criminal history records (see [National Criminal History Improvement Program](#)).

Authorizing Legislation: Justice Systems Improvement Act of 1979; 34 U.S.C. 10131.

First Year of Appropriation: Funded from the BJS “Base” Appropriation—the Criminal Justice Statistics Program

Administering Agency: Bureau of Justice Statistics (BJS)

Program Goals (FY 2018 – FY 2019)

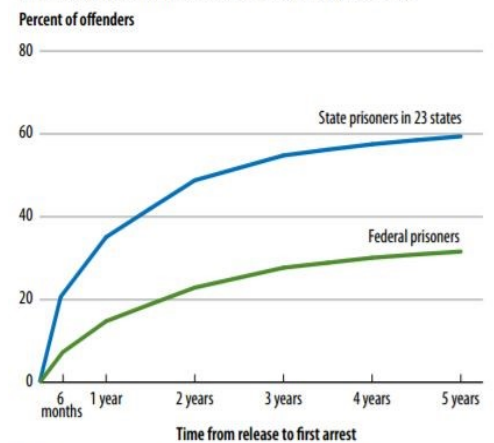
- Complete a national study using criminal histories of persons admitted to state prisons in 2009 and 2014.
- Complete estimates of recidivism rates of state prisoners released in 2012.
- Release a report on a sample of state prisoners released in 2005 in which BJS re-collected their criminal history records to extend the original study’s five-year follow-up period to nine years.
- Continue a study to compare the attributes of criminal history record systems in the U.S. to other industrialized countries, including Australia, Canada, Germany, the Netherlands, and the United Kingdom.
- Continue to identify and work with states to improve upon systematic weaknesses in criminal records information.
- Support states in improving the accuracy and comprehensiveness of their criminal history records.

2017 Accomplishments

- In a collaborative effort with the FBI, state record repositories, and the International Justice and Public Safety Network, BJS maintains a system to collect and transform the contents of criminal history records into databases that can be used to generate statistics on the criminal careers and recidivism patterns of offenders.
- BJS provides an online [Prisoner Recidivism Analysis Tool](#) that allows users to calculate national-level recidivism rates for persons released from state prisons.

For additional information, please visit: [BJS Recidivism Statistics](#).

Percent of state and federal prisoners released on community supervision in 2005 who were returned to prison, by time from release to first arrest, 2005–10



Note: Offenders were tracked for 5 years. See *Methodology* for recidivism definitions. See appendix table 5 for percentages and standard errors. Based on persons released in 23 states that provided the necessary prison admission data. Source: Bureau of Justice Statistics, *Recidivism of Offenders Placed on Federal Community Supervision in 2005 and Recidivism of State Prisoners Released in 2005* data collections.

This page intentionally left blank.

OFFICE OF JUSTICE PROGRAMS

Program Name: BJS Base Program -- Victimization Statistics

(Criminal Justice Statistics Program Appropriation)

Approximate Funding: Between FY 2013 and FY 2017, an annual average of \$40.4 million was obligated for the BJS Victimization Statistics program.

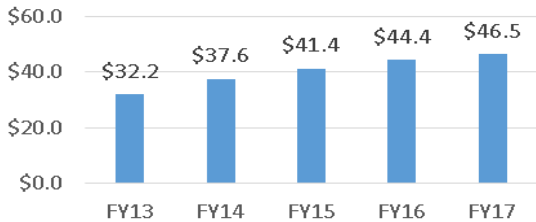
*Includes funds from the Criminal Justice Statistics Program (BJS base) appropriations and any transfers to BJS from other federal agencies.

Program Description

Purpose: To measure criminal victimization and victim help-seeking behaviors in the United States to inform criminal justice decision-making, policy, and practice. The National Crime Victimization Survey (NCVS) collects information on nonfatal violent and property crimes, reported and not reported to police, from a large sample of persons age 12 or older in U.S. households. This includes:

- Estimates of level and change in types of victimization;
- Characteristics of victims, including age, race, Hispanic origin, sex, veteran status, citizenship, education, disability status and household income;
- Characteristics of offenders, including age, race, Hispanic origin, sex, and relationship to victim;
- Characteristics of incidents, including presence of a weapon, injury, and monetary losses; and
- Reporting to law enforcement and victim service providers.

Annual Obligations for Victimization Statistics, FY2013-FY2017
(\$ in millions)



Supplements to the NCVS collect additional detailed data on, identify theft, fraud, stalking, contacts between police and the public, and school crime.

Authorizing Legislation: The Justice Systems Improvement Act of 1979; 34 U.S.C. 10131

First Year of Appropriation: Funded from the BJS “Base” Appropriation – the Criminal Justice Statistics Program.

Administering Agency: Bureau of Justice Statistics (BJS)

Program Goals (FY 2018 – 2019)

1. Expand the NCVS to include estimates for 22 states and select metropolitan statistical areas, large cities, and counties in addition to the national-level data. This will enhance the utility of the NCVS to the Justice Department, policymakers, and other stakeholders by providing state and local area estimates of crime victimization experiences.
2. Enhance data on the crimes of rape and sexual assault, fraud, and stalking through ongoing research, testing, and development activities.
3. Develop the collection and use of statistics from victim service providers to better understand the organizational attributes, demand for, and delivery of services to crime victims.
4. Continue to enhance the quality, accessibility, and relevance of the victimization statistics collections through a series of redesign efforts.
5. Create an integrated system of indicators at the local level to include measures of victimization, crimes known to the police, and other measures of community well-being.

Accomplishments

1. BJS released seven reports in 2017, including: [*Police Response to Domestic Violence, 2006-2015; Hate Crime Victimization, 2004-2015, Indicators of School Crime and Safety, 2016, and Crime Against Persons with Disabilities, 2009-2015 - Statistical Tables; Race and Hispanic Origin of Victims and Offenders, 2012-2015; Repeat Violent Victimization, 2005-2014; Criminal Victimization, 2016.*](#)
2. BJS successfully completed data collection for the first-time [National Census of Victim Service Providers](#), a collaborative effort with the Office for Victims of Crime to develop a statistical infrastructure for the estimated 30,000 providers nationwide.
3. Implemented projects to better understand the victim services available to homeless and disabled crime victims; measure the overlap between victimization and offending; and conduct a detailed survey on the operations and resource needs of victim service providers.
4. Provided two online tools for the public to analyze victimization statistics: [NCVS Victimization Analysis Tool](#) which had 8,682 user sessions between November 2016 and November 2017; and the [Annual Criminal Victimization Tool](#) which had 1,018 user sessions between November 2015 and November 2016.

For additional information, please visit: [BJS Victimization Statistics](#).

OFFICE OF JUSTICE PROGRAMS
Program Name: Bulletproof Vest Partnership

Funding

FY 2019 Request: \$22.5M*
 FY 2017 Enacted: \$22.5M

*In FY 2019, this program is requested as a carve-out of the Byrne Justice Assistance Grants (JAG) Program.



Body armor, like seatbelts, saves lives.

Program Description

Purpose: To help save the lives of law enforcement officers by providing funds to support the purchase of bulletproof vests by state, local, and tribal law enforcement and public safety agencies.

Authorizing Legislation: Bulletproof Vest Partnership Grant Act of 1998

Administering Agency: Bureau of Justice Assistance (BJA)

First Year of Appropriation: 1999

Who Can Apply for Funding: Any recognized unit of general government (states, counties, federally recognized tribes, cities, and local jurisdictions). Additionally, a [mandatory wear policy](#) is required to apply.

How Funds Are Distributed: Reimbursement for up to 50 percent of the cost for qualifying bulletproof vests for public safety officers, with the remaining cost covered by the 50 percent match requirement. Since FY 2009, jurisdictions have been able to request a waiver of the match requirement, based on financial hardship, and receive up to 100 percent of the cost of each vest submitted for reimbursement. Funds are available for two years from the award announcement.

There have not been sufficient funds for BJA to make significant awards to large jurisdictions since 2012 because of the requirement to fund qualifying units of local government with fewer than 100,000 residents first.

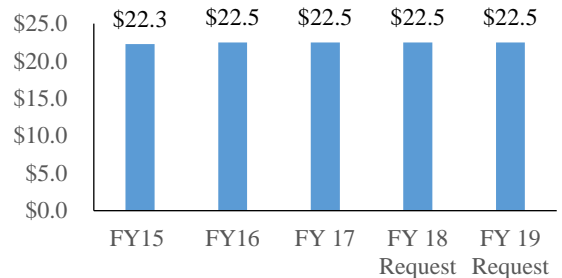
Program Goals

The goal of the Bulletproof Vest Partnership (BVP) is to support the purchase of body armor that has been tested and found to comply with applicable ballistic and stab standards promulgated by the National Institute of Justice's (NIJ) Standard 0101.06 Ballistic Resistance of Police Body Armor.

Accomplishments

- Since its inception in 1999, over 13,000 jurisdictions have participated in BVP.
- As of July 2017, almost 1.3 million vests have been purchased at a cost of approximately \$341 million.
- In FY 2015 through 2017, protective vests were directly attributable to saving the lives of at least 129 law enforcement and corrections officers (based on data collected by the Office of Justice Programs). Twenty-one of those vests were purchased, in part, with BVP funds.

**Bulletproof Vest Partnership Program
 Five Year Budget Authority
 (\$ in millions)**



In FY 2018 and 2019, this program is requested as a carve-out of the JAG Program.

Application and Award History

(\$ in millions)	FY 2015	FY 2016	FY 2017	FY 2018 Request	FY 2019 Request
Amount Available for Funding	\$19.6 [^]	\$20.4 [^]	\$22.5 [*]	\$22.5 [*]	\$22.5 [*]
Total Funding Awarded	\$18.2	\$18.6	\$17.1	TBD	TBD
Number of Applications	3,975	4,504	5,264	5,000	5,000
Number of Vests Purchased with BVP Funds per Year	37,524	39,471	37,938	TBD	TBD

*In FY 2018 and 2019, this program is requested as a carve-out of the Byrne Justice Assistance Grants (JAG) Program.

[^]Amount does not include funds used for management and administration or other authorized purposes.

+Vests purchased as of 7-5-17.

For additional information, please visit: [Bulletproof Vest Partnership](#).

OFFICE OF JUSTICE PROGRAMS

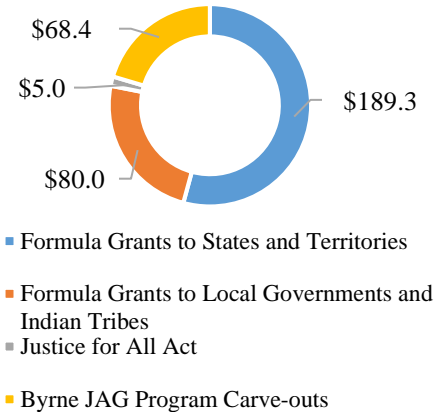
Program Name: Byrne Justice Assistance Grant (JAG) Program

Funding

FY 2019 Request: \$402.0M
 FY 2017 Enacted: \$403.0M

FY 2017 JAG Activities Chart

(\$ in millions)



Program Description

Purpose: To improve the functioning of the criminal justice system through flexible, multipurpose formula grants to states, local governments, and Indian tribes. The awards support criminal justice and public safety initiatives in a variety of areas, including:

- Law enforcement;
- Prosecution and courts;
- Crime prevention and education;
- Corrections and community corrections;
- Drug treatment and enforcement;
- Program planning, evaluation, and technology;
- Mental health programs related to law enforcement and corrections; and
- Crime victim and witness services and programs (other than compensation).

Authorizing Legislation: Omnibus Crime Control and Safe Streets Act of 1968, as amended (Section 508)

First Year of Appropriation: 2005

Administering Agency: Bureau of Justice Assistance (BJA)

Who Can Apply for Funding and How Funds Are Distributed:

Activity	Who Can Apply for Funding	Award Type	Amounts
Formula Grants to States	50 States, the District of Columbia, the Commonwealth of Puerto Rico, the Northern Mariana Islands, the U.S. Virgin Islands, Guam, and American Samoa	Grants available for 4 years	Determined by statutory formula based on population and violent crime statistics
Formula Grants to Local Governments and Indian Tribes	Units of local government and federally recognized Indian tribes.	Awards more than \$25,000 for 4 years Awards less than \$25,000 for 2 years	Determined by statutory formula based on population and violent crime statistics

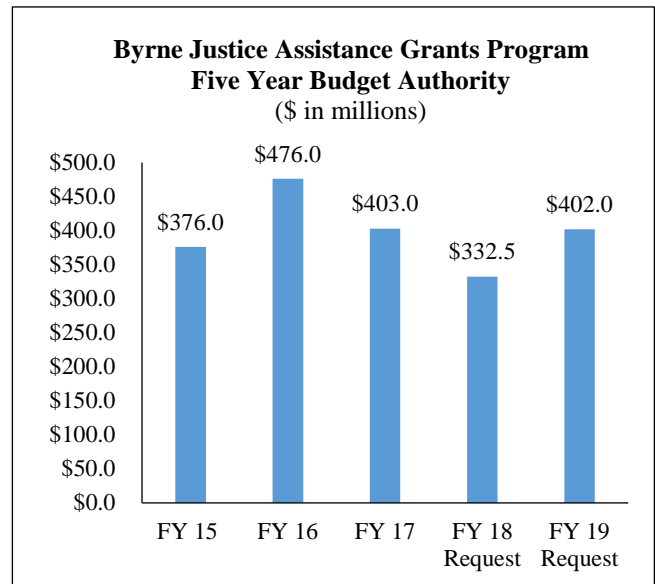
Program Goals

BJA encourages states, territories, units of local government (including tribal government) to fund projects focused on addressing challenges in the area(s) of: Reducing Gun Violence; the National Incident-Based Reporting System (NIBRS); Officer Safety and Wellness; Border Security; and Collaborative Prosecution.

Accomplishments

[BJA's Success Stories](#) webpage highlights examples of JAG-funded projects at both the state and local levels that have demonstrated success in meeting the objectives and goals of JAG while positively affecting communities.

One example highlights the work of the City of D'Iberville, Mississippi Retail Crimes Unit. Since 2015, the city has received grant funding through the Edward Byrne Memorial Justice Assistance Grant (JAG) Program to support officers who specifically combat retail crimes throughout the community. With the formation of the Retail Crimes Unit, the D'Iberville Police Department has enhanced its ability to handle retail crimes throughout the city. During an 11 month period in 2017, D'Iberville saw a record high 795 reports of retail crimes, with police also reporting 643 arrests, owing to increased staff working in the Retail Crimes Unit. Police Captain Marty Griffin, who oversees the Retail Crimes Unit, said the BJA grant has done wonders for the D'Iberville Police Department and with support of local merchants, the unit has been "extremely successful" in combating retail crime throughout the city.



Application and Award History

(\$ in millions)	FY 2015	FY 2016 ^{1/}	FY 2017 ^{2/}	FY 2018 Request	FY 2019 Request
Amount Available for Funding	\$331.1	\$438.5	\$368.2	\$322.5	\$402.0
Total Funding Awarded [^]	\$246.4	\$363.7	\$367.3	TBD	TBD
<i>Formula Grants to States and Territories:</i>					
Funding Awarded	\$189.3	\$168.1	\$174.4	TBD	TBD
Number of Applications	56	56	56	TBD	TBD
Number of Awards	56	56	56	TBD	TBD
<i>Formula Grants to Local Governments and Indian Tribes:</i>					
Funding Awarded	\$90.5	\$78.3	\$79.9	TBD	TBD
Number of Applications	1,090	999	937	TBD	TBD
Number of Awards	1,090	999	939	TBD	TBD

[^] For FYs 2015-2017, Total Funding Awarded does not include funds used for management and administration, peer review, or other authorized purposes

^{1/} In FY 2016, there was a carve-out of \$100 million to support Presidential Nominating Conventions. Awards supported by this carve-out are included in the funding totals presented above.

^{2/} In FY 2017, appropriated funding available to support Byrne JAG awards (\$366.0 million) was supplemented with \$2.2 million in prior years JAG funding. Application and award totals for FY 2017 reflect anticipated awards; certain FY 2017 awards are currently on hold pending the outcome of litigation related to requirements that grantees demonstrate compliance with 8 USC 1373.

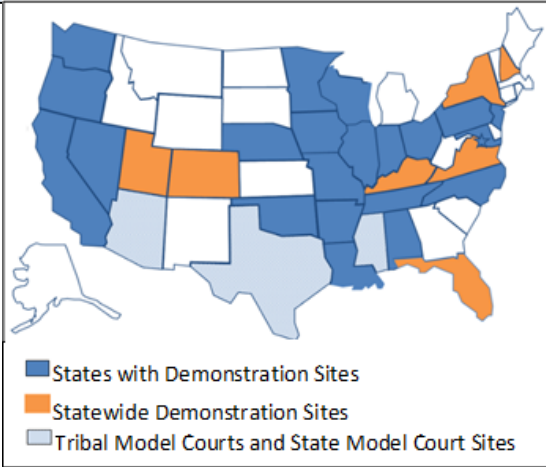
For additional information, please visit: the [Byrne JAG Program](#) or [BJA Success Stories](#).

OFFICE OF JUSTICE PROGRAMS

Program Name: Child Abuse Training for Judicial and Court Personnel

Funding

FY 2019 Request: \$2.0M
FY 2017 Enacted: \$2.0M



Program Description

Purpose: To improve the judicial system's handling of child abuse, neglect, and related cases including cases of children who are victims of commercial sexual exploitation and sex trafficking.

The program provides judicial, legal, and social service professionals with training and technical assistance to enhance their understanding of child abuse issues and reduce the length of time children spend in the system.

Authorizing Legislation: The Victims of Child Abuse (VOCA) Act, 34 U.S.C. § 20334(a)

First Year of Appropriation: 1992

Administering Agency: Office of Juvenile Justice and Delinquency Prevention (OJJDP)

Who Can Apply for Funding: State courts or judicial administrators

and national organizations that have broad membership among juvenile and family court judges and have demonstrated experience in providing training and technical assistance for judges, attorneys, child welfare personnel, and child advocates. For-profit organizations must agree to forgo any profit or management fee.

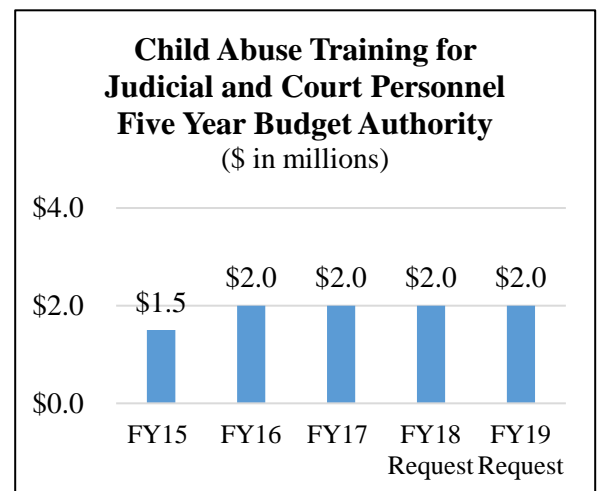
How Funds are Distributed: Through a competitive process, awards are made as cooperative agreements for up to \$1.5M for 12 months. If the awardee demonstrates significant progress toward achieving project goals, OJJDP may provide, in certain cases, supplemental funding for two additional years.

Program Goals

- Disseminate best practices, innovation, and lessons learned from this project at the national level.
- Design a targeted, multi-tiered approach to training and technical assistance that coordinates national, state, and local initiatives to improve outcomes for victimized children.

Accomplishments

- OJJDP's current training and technical assistance provider for the Child Abuse Training for Judicial and Court Personnel program, the National Council of Juvenile and Family Court Justices (NCJFCJ), has a diverse network of over 95 demonstration sites and provides training to judges from all over the country, not just those within the identified states.
- NCJFCJ has conducted over 35 trauma audits around the country to assess the degree to which environment, practice, and policy are trauma-responsive. NCJFCJ provides each site with observations and recommendations and follows up to identify which policies and practices have been modified or improved.
- NCJFCJ has held six National Judicial Institutes on Domestic Child Sex Trafficking. This highly interactive educational opportunity assists in expanding knowledge of trafficking risk factors, victim identification, effective intervention strategies, cultural considerations, and much more. The Institute aims to instill a stronger



sense of judges' courtroom and community roles to prevent and end domestic child sex trafficking. Additional Institutes will occur throughout 2018.

Application and Award History

(\$ in millions)	FY 2015	FY 2016	FY 2017	FY 2018 Request	FY 2019 Request
Amount Available for Funding	\$1.3^	\$1.8^	\$1.7^	\$2.0	\$2.0
Total Funding Awarded	\$1.3	\$1.8	\$1.7	TBD	TBD
Number of Applications	3	1	1	TBD	TBD
Number of Awards	3	1	1	TBD	TBD
Percentage of Applications Funded	N/A	100%	100%	TBD	TBD

^Amount of appropriated funds minus funds used for management and administration, peer review, or other authorized purposes.

For additional information, please visit the [OJJDP website](#).

OFFICE OF JUSTICE PROGRAMS
Program Name: Children Exposed to Violence

Funding

FY 2019 Request: \$8.0M
 FY 2017 Enacted: \$0.0M



Program Description:

Purpose: To address and prevent the exposure of children to trauma and violence —whether as victims or witnesses. Nearly 60% of kids in the U.S. have been exposed to crime, abuse, and violence – many in their own homes. This exposure to violence can disrupt brain development and increase the risk of serious physical illness, psychological issues, criminal behavior later in life, and becoming part of a cycle of violence. This initiative was created to reduce crime and victimization by:

- 1) Identifying and treating children exposed to violence;
- 2) Providing training, tools, and resources to develop skills of front-line professionals who interact with children, such as police and teachers, to better identify and refer services for children exposed to violence; and
- 3) Spread awareness about the problem and effective strategies to ameliorate its harms.

Authorizing Legislation: Created through Department of Justice appropriations acts

First Year of Appropriation: 2011

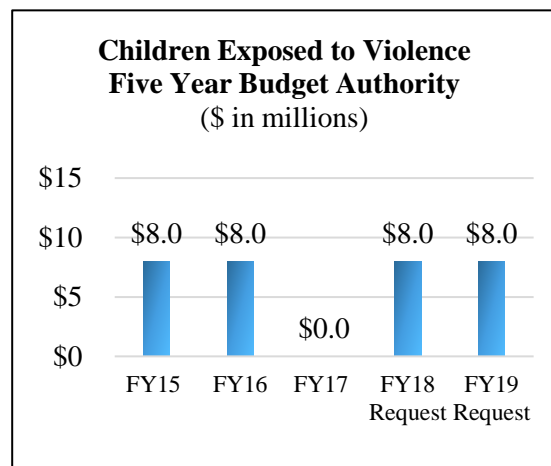
Administering Agency: Office of Juvenile Justice and Delinquency Prevention (OJJDP)

Who Can Apply for Funding: Eligibility for local programs is limited to local units of government, public agencies, and federally recognized tribal governments. Applicants for other funding such as policy initiatives, research and technical assistance includes states, institutions of higher education, private organizations and federally recognized tribal institutions.

How Funds are Distributed: Awards are made competitively and as supplements through cooperative agreements for between \$300,000 and \$1M for periods up to 36 months. Subject to type of award (e.g., program, research or technical support), performance, need, and availability of funds, OJJDP may provide supplemental funding for as many as two additional 12-month increments (including the initial award period, not to exceed 36 months total).

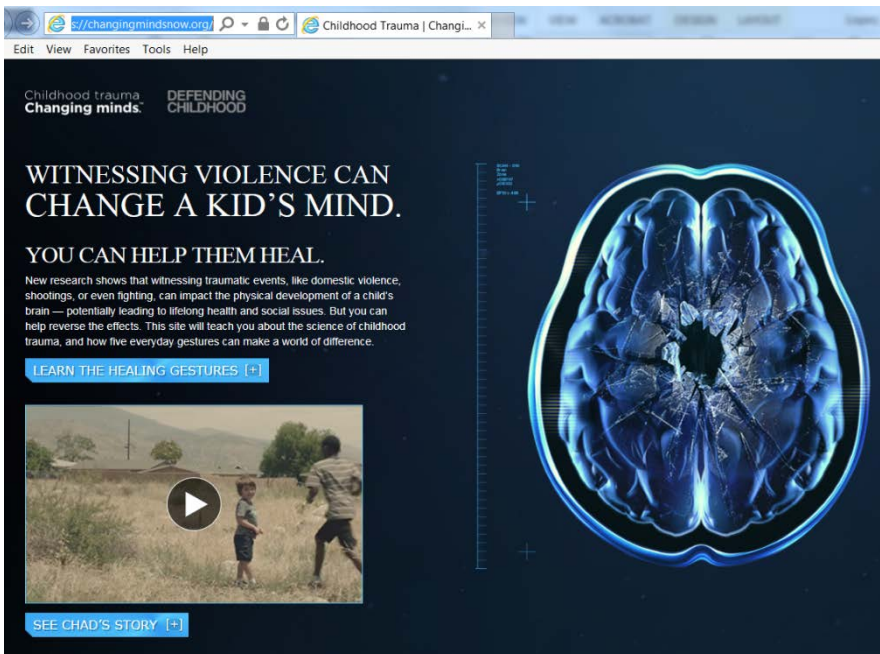
Program Goals

- Support activities at state and local levels to enact, improve, and sustain evidence-based approaches to youth violence, including gun and gang violence and prevention.
- Use a trauma-informed, healing-based, and developmentally appropriate approach to improve relevant policies, practices, and programs.



Accomplishments

- Widely disseminated and advised on use of the new “Changing Minds” National Public Awareness Campaign launched in FY 2017. This was developed as the result of a collaboration among the Office of Justice Programs, Futures Without Violence (Futures), a national health and social justice nonprofit organization, the Ad Council, and the advertising agency Wunderman. <http://changingmindsnow.org>
- The curriculum was piloted in two Defending Childhood sites including Shelby County, TN and Portland, OR in 2016. This two-day curriculum for multi-disciplinary school-based teams helps build trauma informed school communities to learn the core elements of how to respond to trauma and foster healing.
- Released a key resource, [Enhancing Police Responses to Violence: A Toolkit for Law Enforcement](#), to help front-line officers build or enhance effective operational responses to children exposed to violence with or without a mental health partner.
- Identified and began working with three states – California, Connecticut and Illinois – through the State Policy Initiative to improve policies and practices to identify and treat children exposed to violence.
- Established the American Indian/Alaska Native Policy Initiative to assist four tribes in reviewing and enhancing tribal codes and working with the juvenile justice and child welfare systems to make them trauma informed and better support Tribal juveniles exposed to violence.
- Established and supported a cohort of 10 communities funded to reduce crime and victimization through a focus on children’s exposure to violence and youth crime especially gun and gang violence.



Application and Award History

(\$ in millions)	FY 2015	FY 2016	FY 2017	FY 2018 Request	FY 2019 Request
Amount Available for Funding	\$6.8 [^]	\$7.2 [^]	\$0.0	\$8.0	\$8.0
Total Funding Awarded	\$6.8	\$7.2	\$0.0	TBD	TBD
Number of Applications	49	45*	0	TBD	TBD
Number of Awards	21	23	0	TBD	TBD
Percentage of Applications Funded	43%	51%	0%	TBD	TBD

[^] Amount of appropriated funding minus funds does not include funds used for management and administration, peer review, or other authorized purposes.

For more information please visit: <https://www.ojjdp.gov/programs/traumas-impact-on-children-exposed-to-violence.html>.

OFFICE OF JUSTICE PROGRAMS

Program Name: Children of Incarcerated Parents Demonstration Program

Funding

FY 2019 Request: \$5.0M*
FY 2017 Enacted: \$5.0M

*This program has been funded as a carve-out of the Second Chance Act.



Program Description

Purpose: To reduce violent crime and reduce recidivism by supporting services to states and localities for incarcerated parents.

This program aims to:

- Reduce recidivism among young fathers and mothers;
- Improve outcomes for young fathers and mothers, their children, and family members;
- Promote responsible parenthood;
- Promote and expand services in detention and correctional facilities to incarcerated individuals who have children under the age of 18; and
- Provide states and localities with funding to implement positive family engagement strategies and activities that address the needs of incarcerated parents with minor children.

OJJDP makes grants to provide young fathers and mothers with supportive mentoring and transitional services, both in confinement and in the community, based on and matched to their assessed risks and parenting needs that support their successful reentry.

Authorizing Legislation: Section 211 of the Second Chance Act, P.L. 110-199

First Year of Appropriation: 2014

Administering Agency: Office of Juvenile Justice and Delinquency Prevention (OJJDP) and the Bureau of Justice Assistance (BJA)

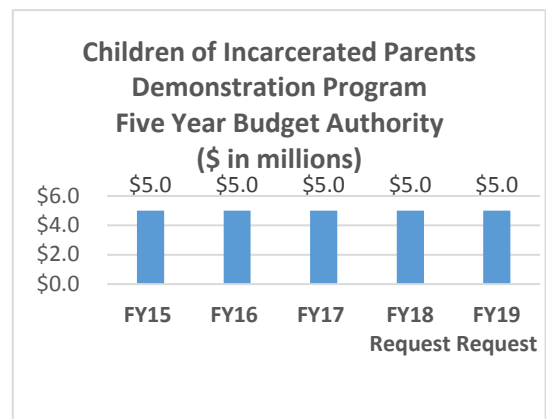
Who Can Apply for Funding: States (including territories) and units of local government.

How Funds are Distributed: Through a competitive process, up to five grant awards ranging from \$450,000 to \$750,000 for 36 months.

Program Goals

The program:

- Develops strategies and approaches to strengthen the relationships between incarcerated parents and their children.
- Seeks to reduce the incarcerated parent's behavioral infractions during incarceration and recidivism post-release.
- Provides services that foster positive youth development for children of incarcerated parents. These services may include, but are not limited to, mentoring for these children.
- Develop innovative approaches that will enhance child/parent communication, such as the use of tele-visiting, emailing, letter writing, audio recordings, and transportation assistance for in-person visits.



Accomplishments

OJJDP funded organizations in 18 communities in FY 2017 (from the original applications received in FY 2016). The purpose of these awards is to provide a wide array of case-management services to incarcerated young mothers and fathers. This includes mentoring and transitional reentry services, effective parenting skills development, and parent/child relationship engagement. Below is a summary of communities served by the grant awards:

Awards supporting young fathers include the communities of Springfield (IL); Maricopa County, portions of the Gila River Indian Reservation and Salt River Pima-Maricopa Indian Community (AZ); Providence and surrounding areas (RI); Harris County (TX); Roanoke-Alleghany Region (VA); Atlanta area (GA); Westchester County (NY); New Orleans (LA); Miami-Dade and Broward Counties (FL); Pittsburgh (PA); and Rochester (NY). Awards supporting youth mothers include the communities of Sioux Falls and Rapid City (SD); New York City (NY); Bexar County (TX); Lafayette Parish (LA); Dallas-Fort Worth (TX); all areas of Hawaii; and Multnomah County (OR).

Application and Award History

(\$ in millions)	FY 2015	FY 2016	FY 2017	FY 2018 Request	FY 2019 Request
Amount Available for Funding [^]	\$4.2 [^]	\$4.3 [^]	\$4.2 [^]	\$5.0	\$5.0
Total Funding Awarded	\$4.2	\$2.8	\$3.8	TBD	TBD
Number of Applications	186	139	0*	TBD	TBD
Number of Awards	10	8	18	TBD	TBD
Percentage of Applications Funded	5%	6%	19%	TBD	TBD

[^] This program is funded as a carve-out of the Second Chance Act. Amount does not include funds used for management and administration, peer review, or other authorized purposes.

*In FY 2017, OJJDP made 18 new awards from the original applications received in response to the FY 16 solicitation. This brings the percentage of applications funded as a result of the original FY 16 solicitation to 19%.

For additional information, please visit: <http://www.ojjdp.gov/>.

OFFICE OF JUSTICE PROGRAMS

Program Name: Children of Incarcerated Parents Web Portal

Funding

FY 2019 Request:	\$0.5M
FY 2017 Enacted:	\$0.5M

Program Description

Purpose: To support www.youth.gov, a publicly accessible website that consolidates information regarding federal resources, grant opportunities, best and promising practices, and ongoing government initiatives that address and support children of incarcerated parents and their caregivers.

Administering Agency: Department of Health and Human Services (HHS), after funds transferred via an inter-agency agreement from the Office of Juvenile Justice and Delinquency Prevention (OJJDP).

How Funds are Distributed: OJJDP transfers the funds to HHS via an inter-agency agreement.

Program Goals

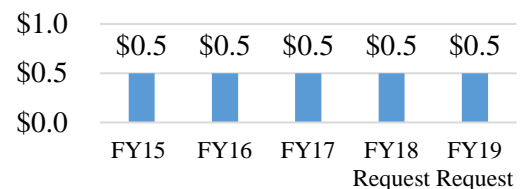
OJJDP's work in the area of Children of Incarcerated Parents (COIP) supports the Attorney General's priority of reducing violent crime by providing support and resources to law enforcement and correctional personnel, public schools, child welfare agencies, parents, and caregivers. Funding assists in developing capacity to effectively provide support to children of incarcerated parents who may experience negative mental, social, physical, emotional, and financial impacts as a result of their parents' incarceration, thus increasing the possibility of antisocial behavior and involvement in crime.

Since FY 2014, OJJDP has invested in the development of the COIP Portal housed on the youth.gov website. This website serves as a central repository for resources for parents and caregivers, law enforcement and corrections personnel, school administrators and teachers, and child welfare/social work clinical professionals. These resources include promising strategies and practices that have been proven effective through rigorous evaluation and online publication of essential information to support effective programs for youth in the form of toolkits, guides, federal publications, links to technical assistance centers, videos and podcasts, articles, webinars, and program profiles.

Program Accomplishments

- In 2017, the program planned and produced two video products (for school staff and social workers) with youth, a parent, experts, teachers, a school administrator, and social workers capturing their experiences either as a child of an incarcerated parent, or working with children of incarcerated parents.
- Building on the 2016 listening sessions with 19 youth who shared the challenges they encountered during their parents' incarceration and their ideas for how the government could better support them and their families, in 2017, the program developed summary reports of the listening sessions, a tip sheet for and from youth with incarcerated parents, and a video, "In Their Words: 4 Young People Share Experiences with Having an Incarcerated Parent," capturing the experiences of youth participating in the session. All of these are currently hosted on the COIP web portal.
- Created and posted an article entitled, "An Unlikely Partnership: Strengthening Families Touched by Incarceration" on the COIP web portal.

Children of Incarcerated Parents Web Portal
(\$ in millions)



*In FYs 2016-2019, this program is funded as a carve-out of the Delinquency Prevention Program.

- In addition to these accomplishments, the project consistently maintains the COIP community of practice list serve and subscription database; updates and maintains the COIP website as needed; and provides servers and technical and hosting support.

Application and Award History

(\$ in millions)	FY 2015	FY 2016	FY 2017	FY 2018 Request	FY 2019 Request
Amount Available for Funding*	\$0.4^	\$0.5^	\$0.4^	\$0.5	\$0.5
Total Funding Awarded**	N/A	\$0.4	\$0.4	TBD	TBD
Number of Applications	N/A	N/A	N/A	N/A	N/A
Number of awards	N/A	N/A	N/A	N/A	N/A
Percentage of Applications Funded	N/A	N/A	N/A	N/A	N/A

* In FYs 2016-FY 2019, this program is funded as a carve-out of the Delinquency Prevention Program.

** All funding is transferred to HHS to maintain the website.

^ Amounts do not include funds used for management and administration, peer review, or other authorized purposes.

For additional information, please visit: youth.gov/youth-topics/children-of-incarcerated-parents.

OFFICE OF JUSTICE PROGRAMS
Collaborative Reform Initiative for Technical Assistance (CRI-TA)

Funding

FY 2019 Request: \$5.0M*
 FY 2017 Enacted \$10.0M*

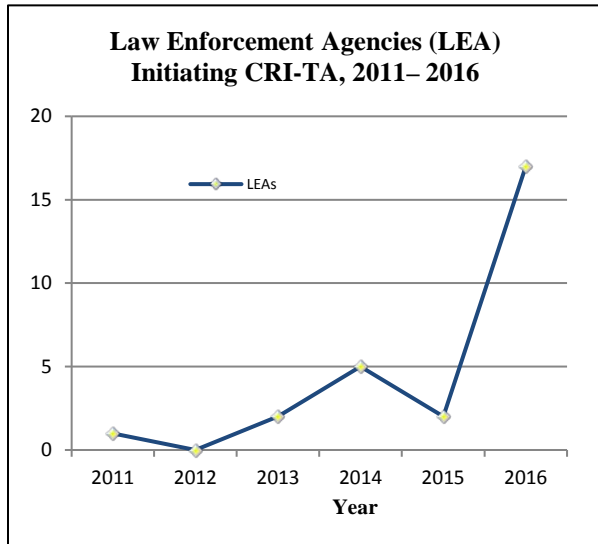
* COPS Hiring Program set-aside.

Program Description

Purpose: This program advances the ability of law enforcement to address their crime and public safety priorities and make their communities safer through the delivery of direct technical assistance to agencies across the country. CRI-TA assists law enforcement agencies and the communities they serve by providing tailored technical assistance resources on a wide range of topics, including effective crime reduction strategies, community policing strategies that improve public safety and build trust, and training for all levels of law enforcement.

The CRI-TA program is voluntary and proactive on the part of the requesting law enforcement agency and is driven by an agency’s specifically identified needs. It is a non-adversarial, collaborative process between the agency and the TA provider, designed to maximize practical impact through immediate actionable guidance and recommendations based on best and proven practices. Through CRI-TA, the field can improve policies and practices on critical issues that affect public safety nationally through the reach of technical assistance to agencies across the country.

Authorizing legislation: Public Safety Partnership and



Community Policing Act of 1994, 34 USC § 10261(a)(11)(A).

First year of appropriation: 2014

Administering agency: Office of Community Oriented Policing Service (FYs 2014-2018); Bureau of Justice Assistance (BJA) (FY 2019)

Who Can Apply for Funding and How Funds Are Distributed: Law enforcement stakeholder associations (membership organizations), that then serve as the hub for the delivery of technical assistance to law enforcement across the nation under this national platform. Applicants must have or plan to develop the capacity to provide technical assistance to assist law enforcement agencies with issues identified by local law enforcement agencies that will improve their organizational, public safety, and crime-reduction effectiveness. Applicants may collaborate with other organizations to leverage their respective knowledge, skills, and capacity to provide a comprehensive approach to the proposed technical assistance.

Program Goals

The overarching goal of CRI-TA is to work with law enforcement agencies and the communities they serve to deliver needed technical assistance and training that supports the implementation of best and proven policing practices, crime reduction strategies, and innovative responses to crime and public safety issues that collectively reduce crime and increase public trust. This program is unique in that it allows DOJ to quickly deploy a wide range of technical assistance resources to a large number of agencies at any given time. It may be used to complement or supplement other TA efforts.

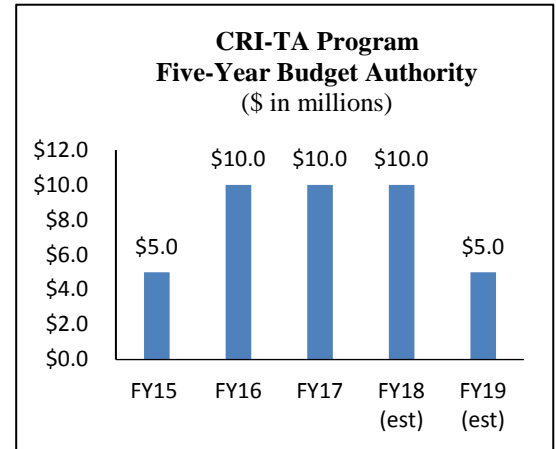
To meet the demand from the field in 2019, the COPS program plans to continue the provide CRI-TA resources to the field. This effort will include providing on-demand technical assistance to agencies across the country on a wide range of topics and challenges, and for technical assistance projects of differing levels of intensity. The

ultimate goal is to provide tailored resources and assistance that allows law enforcement agencies to immediately deploy solutions to crime and public safety challenges that are unique to their community, and allows for the continued building and expansion of the body of knowledge of what works in crime and disorder prevention and response.

Accomplishments

The CRI-TA program has expanded nationally and has been initiated with 31 agencies in 21 states, including large municipal agencies, sheriffs’ departments, tribal law enforcement, and state highway patrol. Agencies with as few as 20 and as many as 6,600 sworn officers are participating in the program. Through the program:

- The COPS Office has helped law enforcement agencies improve policing operations related to violence and public safety issues, investigations, officer safety, and community engagement and cooperation.
- Technical assistance plans and the length of the engagement range from a few weeks to months, as the technical assistance timeline will be tailored to the specific needs of the law enforcement agency and the community they serve.
- The Las Vegas Metropolitan Police Department has implemented over 90% of the CRI-TA suggested best practices.¹ A comprehensive review found, “CRI-TA has been an important catalyst for meaningful and sustained change at the LVMPD.”²
- The Spokane Police Department has implemented or made progress on 76% of the technical assistance strategies provided to that agency.³ According to the department the collaborative reform initiative has resulted in improved community relations and has reduced use of force incidents.
- The Philadelphia Police Department has implemented or made progress on 90% of the technical assistance to that agency.⁴



Application and Award History

(\$ in millions)	FY 2015	FY 2016	FY 2017	FY 2018 Request	FY 2019 Request
Amount available for funding/amount appropriated	\$5.0M	\$10.0M	\$10.0M	\$10.0M	\$5.0M
Total funding awarded [^]	\$5.0M	\$8.1M	\$7.2M	TBD	TBD
Number of applications	3	4	29	TBD	TBD
Number of LE agencies supported*	7	21	150-175	TBD	TBD

[^] Total funding awarded excludes amounts used for management and administration, peer review, or other authorized purposes.

* In 2017, the CRITA program shifted to provide more direct assistance to law enforcement agencies. This will allow for the technical assistance providers who have been awarded cooperative agreements to support more law enforcement agencies.

For additional information, please visit the [Collaborative Reform Initiative](#) web page.

¹ *Collaborative Reform Model: Final Assessment Report of the Las Vegas Metropolitan Police Department* (Washington, DC: COPS Office, 2014), <https://cops.usdoj.gov/RIC/Publications/cops-p287-pub.pdf>

² *Assessment of the Collaborative Reform Initiative in the Las Vegas Metropolitan Police Department: A Catalyst for Change.* (Washington DC: COPS Office, 2017), <https://cops.usdoj.gov/RIC/ric.php?page=detail&id=COPS-W0834>

³ *Six-Month Assessment Report on the Spokane Police Department*, Collaborative Reform Initiative (Washington, DC: COPS Office, 2015), <https://cops.usdoj.gov/RIC/Publications/cops-w0789-pub.pdf>.

⁴ *Six-Month Assessment Report on the Philadelphia Police Department*, Collaborative Reform Initiative (Washington, DC: COPS Office, 2015), <https://cops.usdoj.gov/RIC/Publications/cops-w0792-pub.pdf>.

**OFFICE OF JUSTICE PROGRAMS
Community Policing Development (CPD)**

Program Description

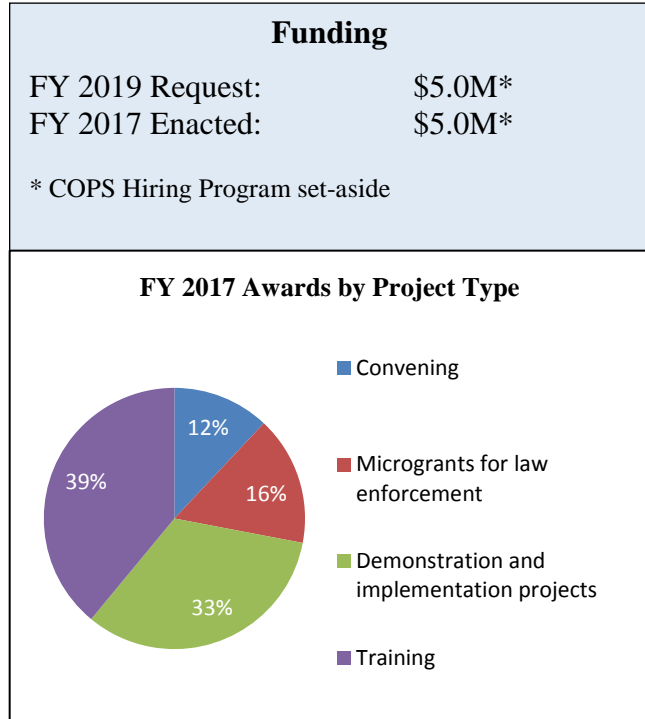
Purpose: This program develops the capacity of law enforcement to implement community policing strategies by providing guidance on promising practices through the development and testing of innovative strategies, to build knowledge about effective practices and outcomes, and to support new, creative approaches to preventing crime and promoting safe communities.

Authorizing legislation: Public Safety Partnership and Community Policing Act of 1994, 34 USC § 10261(a)(11)(A)

First year of appropriation: 1995

Administering agency: Office of Community Oriented Policing Services (FYs 1995-2018); Bureau of Justice Assistance (BJA) (FY 2019)

Who can apply for funding and how funds are distributed: Public governmental agencies, profit and nonprofit institutions, institutions of higher education, community



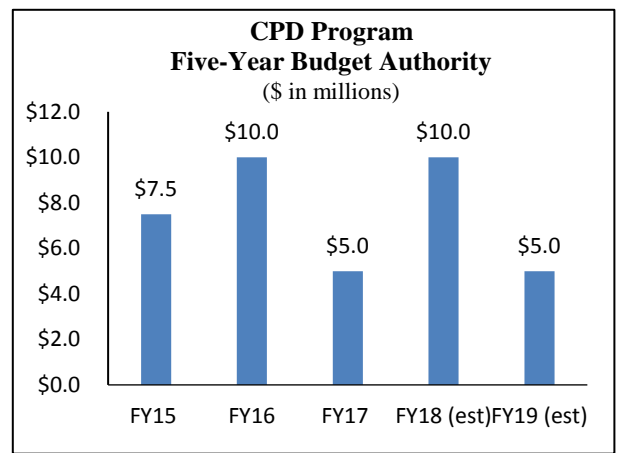
groups, and faith-based organizations may apply for 1- to 2-year discretionary grants and cooperative agreements.

Activity	Who can apply for funding	Award Type	Length of Award	Amounts (Up to)
Microgrants	U.S. state, local, and tribal law enforcement agencies with primary law enforcement authority	Grant	12 months	\$75,000
Demonstration and Implementation Projects	Public governmental agencies, profit and nonprofit institutions, institutions of higher education, community groups, and faith-based organizations	Cooperative Agreement	24 months	\$500,000
Convening Projects	Public governmental agencies, profit and nonprofit institutions, institutions of higher education, community groups, and faith-based organizations	Contract or Cooperative Agreement	24 months	\$500,000
Training	Public governmental agencies, profit and nonprofit institutions, institutions of higher education, community groups, and faith-based organizations	Cooperative Agreement	24 months	\$500,000

Program Goals

The CPD program seeks to provide law enforcement with a comprehensive repository of guidance, training, and technical assistance resources that enhance their ability to address crime in their communities. This is done through:

- **Microgrants for law enforcement:** This initiative supports innovative community policing ideas of state, local, and tribal law enforcement agencies. It offers real-world “test-beds” for small-scale innovation and experimentation and provides seed funding to advance law enforcement agencies’ noteworthy community policing efforts.
- **Demonstration and implementation projects:** These projects help develop, implement, and document larger scale innovative projects, and support the replication of models across the policing profession, and convene law enforcement and other critical stakeholders around emerging and critical issues in policing.
- **Convening:** The COPS program leverages its power of bringing together law enforcement and critical stakeholders around emerging and vital issues facing policing, documenting discussions for national dissemination.
- **Training:** This allows the office to be responsive to some of the most significant training needs of the field, supporting the development and delivery of both classroom and online training free of charge to law enforcement agencies nationwide.



Accomplishments

- **Microgrants for law enforcement:** In FY 2017, the COPS Office provided funding to 8 agencies to implement innovative projects to improve officer wellness, addressing the opioid crisis, and recruiting and hiring officers. Lessons learned from microgrant experiences are also disseminated to the field as part of promoting promising practices.
- **Critical Response technical assistance:** These projects yield timely after action reports at the request of the agencies including San Bernardino Police Department (Inland Regional Center Incident) and the Orlando Police Department (Pulse Nightclub Incident) among others. By sharing the lessons learned, agencies around the country are able to prepare for similar events. Other projects include assisting the Cleveland (Ohio) Police Department as they prepared to host the 2016 Republican National Convention, the COPS Office hosted a roundtable with police executives who had overseen previous mass gatherings.
- **Demonstration and implementation projects:** Through demonstration projects and case studies related to innovative efforts, the COPS Office has been able to collect, assess, and disseminate information about critical topics that law enforcement agencies nationwide can improve their crime reduction and public safety efforts. Based on these projects, the Office has distributed nearly 8 million publications to law enforcement agencies and stakeholders. In FY 2017 the Office developed 50 publications around topics including officer safety and resiliency, cost reduction strategies, building community partnerships, preventing violent crime, and recruiting and hiring officers. More than 80,000 publications were distributed in FY 2017, more than half of those requested in print. Frequently requested releases include *The State of Policing in the United States*; *The Effects of COPS Office Funding on Sworn Force Levels, Crime, and Arrests*; *Preparing for the Unimaginable: How Chiefs Can Safeguard Officer Mental Health Before and After Mass Casualty Events*; and *Improving Law Enforcement Resilience*.
- **Convening:** The emerging issue forums convene law enforcement agencies, stakeholder organizations, criminal justice practitioners, and policy makers from around the country to gain perspectives on current issues impacting the field in the area of community policing and to discuss and identify promising practices to those

issues. The COPS Office conducted forums in FY 2017 on topics including issues facing rank-and-file officers; officer health and resiliency; and recruiting, hiring, and retaining officers.

- **Training:** The COPS Office has developed and funded critical training curricula such as fundamentals of community policing, conducting investigations, procedural justice, veteran de-escalation, drug-endangered children, police training officer (PTO) training, and school resource officer training. This has allowed the office to be responsive to the training needs within the field and to provide classroom and online training options that are free of charge to law enforcement agencies. In FY 2017, more than 9,000 law enforcement officers received training at no cost to them through the CPD program at a cost to the government of less than \$100 per officer trained. COPS’-sponsored classroom training has been recently rated 4 out of 5 on average by participants.

Application and Award History

(\$ in millions)	FY 2015	FY 2016	FY 2017	FY 2018 Request	FY 2019 Request
Amount available for funding/amount appropriated	\$7.5M	\$10.0M	\$5.0M	\$10.0M	\$5.0M
Total funding awarded [^]	\$7.5M	\$8.5M	\$3.6M	TBD	TBD
Average award amount	\$0.18M	\$0.19M	\$0.19M	TBD	TBD
Number of applications	203	278	168	TBD	TBD
Number of awards	33	66	18	TBD	TBD
Percentage of applications funded	16%	24%	11%	TBD	TBD

[^] Total funding awarded for FY 2016–2018 excludes amounts used for management and administration, peer review, or other authorized purposes.

For additional information, please visit the [Community Policing Development](#) web page.

This page intentionally left blank.

OFFICE OF JUSTICE PROGRAMS

Program Name: Community-Based Sexual Assault Response Reform

Also known as the National Sexual Assault Kit Initiative (SAKI)

Funding

FY 2019 Request: \$45.0M
 FY 2017 Enacted: \$45.0M



- BJA Sites
- District Attorney of New York (DANY) sites
- Joint BJA and DANY sites

Program Description

Purpose: To ensure just resolution to sexual assault cases associated with sexual assault kits (SAKs) in law enforcement custody that have never been submitted to a crime laboratory for CODIS-eligible DNA testing.

The National Sexual Assault Kit Initiative (SAKI) Training and Technical Assistance Program provides direct assistance to jurisdictions that receive funding through SAKI.

Through SAKI, BJA also formed a partnership with the New York County District Attorney's Office (DANY) in 2015 to leverage mutual resources and expand the number of sites receiving training and technical assistance, and resources to address untested SAKs.

Authorizing Legislation: Created through Department of Justice appropriations acts

First Year of Appropriation: 2015

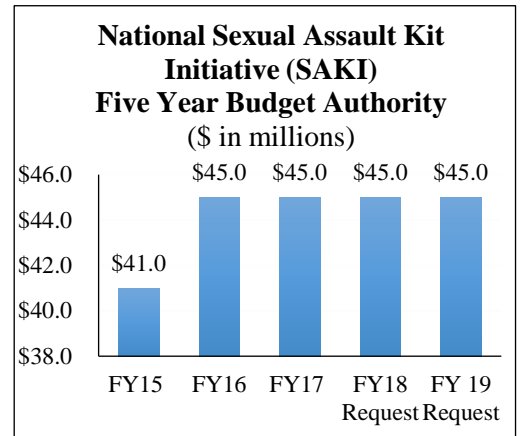
Administering Agency: Bureau of Justice Assistance (BJA)

Who Can Apply for Funding and How Funds Are Distributed:

Activity	Who Can Apply for Funding	Award Type	Amounts
National Sexual Assault Kit Initiative	State, local, and tribal law enforcement agencies and prosecutor's offices, or a governmental non-law enforcement agency acting as fiscal agent for them.	Cooperative agreements	Up to \$3 million for 36 months
SAKI Training and Technical Assistance	For-profit organizations, nonprofit organizations, faith-based and community organizations, institutions of higher education, and consortiums with demonstrated experience providing national and local-level training and technical assistance. For-profit organizations must agree to waive any profit or fees for services.	Cooperative agreements	Up to \$6 million for 36 months

Program Goals

- Reduce the number of unsubmitted sexual assault kits by implementing a comprehensive, multidisciplinary plan to inventory, test, and track sexual assault kits through to final adjudication.
- Improve protocols, technology, and management systems for effective investigation and prosecution of sexual assault kits cases.
- Improve victim notification protocols to enhance victim services and support victims of sexual assault.



Accomplishments

- Approximately 82,470 unsubmitted sexual assault kits have been identified to date. As of June 2017, 18,565 of these SAKs have been sent for DNA testing with SAKI funds, and 2,046 CODIS hits have already been obtained.
- SAKI's impact also stretches beyond forensic testing:
 - In sites such as Fayetteville, North Carolina, victims are now more confident to come forward and report to law enforcement because of the victim-centered outreach from the police department and their community partners.
 - The Portland (Oregon) Police Bureau created a Sexual Assault Management System (SAMS) that has significantly improved its ability to track evidence and offenders associated with sexually motivated crimes. SAMS allows investigators to link crimes via the offender's modus operandi, physical identifiers, and key case characteristics. SAKI has enabled the Portland Police Bureau to share this software with other jurisdictions free of charge.

Planned activities for FY 2018

- In FY 2018, BJA will be funding a new purpose area that will provide critical resources to agencies that are tasked with investigating and prosecuting high volumes of sexual assault cases that have resulted from testing backlogs of unsubmitted SAKs. Prior to the launch of SAKI, federal funding for SAKs was predominantly targeted toward forensic testing only. While this is a critical first step, many jurisdictions that took advantage of such funding now find themselves without sufficient resources to investigate and prosecute the cases associated with previously obtained CODIS hits. The new purpose area will address this need.
- Effective FY 2018, grantees must also enter all "criteria cases" into the FBI's Violent Criminal Apprehension Program (ViCAP) (before the end of the grant period) to increase the chances of identifying and apprehending violent serial offenders who pose a serious threat to public safety. BJA has partnered with the FBI, arranging for ViCAP staff to assist sites in gaining entry into the system; provide training on optimal use of the database; and conduct crime analysis on specific offenders/cases upon request. Additionally, ViCAP has a designated SAKI analyst to directly assist sites. For more information about ViCAP, including the definition of "criteria cases," please refer to: <https://www2.fbi.gov/hq/isd/cirg/ncavc.htm#vicap>.
- Arrestee DNA Collection Assessment: For sites that also have existing Arrestee DNA Collection Laws, SAKI funds can be used to review, improve, and implement optimal collection protocols to ensure sample collection policies are being adhered to, and that samples are being obtained from all eligible individuals for the purposes of CODIS upload.

Application and Award History

(\$ in millions)	FY 2015	FY 2016	FY 2017	FY 2018 Request	FY 2019 Request
Amount Available for Funding [^]	\$36.4	\$40.6	\$37.3	\$45.0	\$45.0
Total Funding Awarded	\$36.3	\$36.4	\$35.3	TBD	TBD
Number of Applications	39	37	29	TBD	TBD
Number of Awards	21	27	22	TBD	TBD
Percentage of Applications Funded	54%	73%	76%	TBD	TBD

[^] Amounts for FY 2015 to 2017 do not include funds used for management and administration, peer review, or other authorized purposes.

For additional information, please visit: [The National Sexual Assault Kit Initiative](#) and [NIJ Sexual Assault Kits](#).

OFFICE OF JUSTICE PROGRAMS

Program Name: Comprehensive Opioid Abuse Program (COAP)

Funding

FY 2019 Request: \$20.0M
 FY 2017 Enacted: \$13.0M

Program Description

Purpose: This program provides grants and technical assistance to support state, local, and tribal governments in effectively responding to the opioid epidemic. Grant programs are designed to strengthen law enforcement and community responses to the opioid epidemic and provide support for diversion and alternative to incarceration programs for individuals responsible for low-level, non-violent offenses.

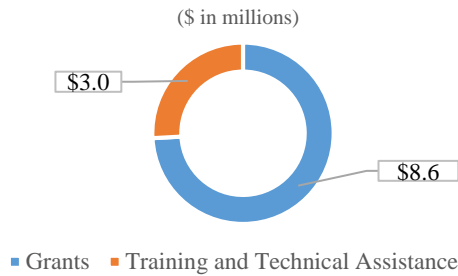
Authorizing Legislation: Comprehensive Addition and Recovery Act (CARA) of 2016 (Public Law 114-198)

First Year of Appropriation: 2017

Administering Agency: Bureau of Justice Assistance (BJA)

Who Can Apply for Funding and How Funds Are Distributed:

FY 2017 Comprehensive Opioid Abuse Program Awards



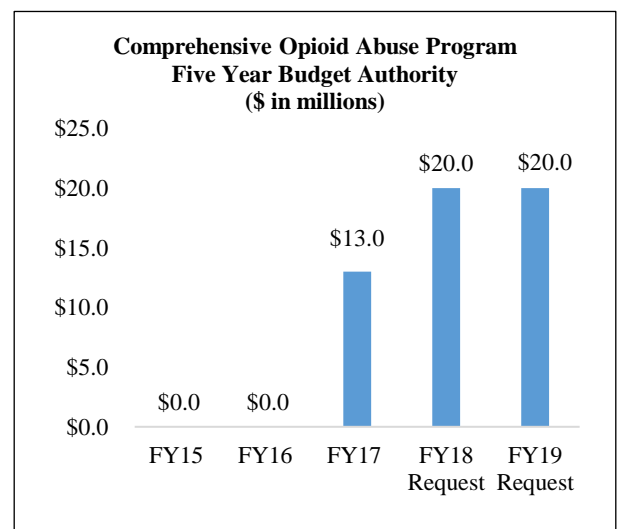
Activity	Who Can Apply for Funding	Award Type	Length of Award	Amounts (Up to)	
Grants	Units of local government, state agencies and federally recognized Indian tribes (varies by category)	Competitive discretionary grants	36 months	Overdose Outreach	\$300k
				Technology-assisted Treatment	\$750k
				Diversion and Alternative to Incarceration	\$400k
				Statewide Planning, Coordination, and Implementation	\$850k
Training/Technical Assistance (TTA)	National and regional public and private entities	Cooperative agreements	24 months	Varies depending on the task	

Program Goals

The program aims to reduce opioid misuse and the number of overdose fatalities, and expand diversion and alternatives to incarceration programs for low level, non-violent offenders.

Accomplishments

- In FY 2017, 27 awards were made in accordance with the administration’s priorities to strengthen communities, promote safety and combat the opioid epidemic in hard hit rural areas. These included grants to law enforcement agencies to assist in responding to overdoses and TTA providers to assist in providing necessary assistance to states, local communities, and tribes.



Application and Award History

(\$ in millions)	FY 2015	FY 2016	FY 2017	FY 2018 Request	FY 2019 Request
Amount Available for Funding	-	-	\$11.9^	\$20.0	\$20.0
Total Funding Awarded	-	-	\$11.6	TBD	TBD
Number of Applications	-	-	169	TBD	TBD
Number of awards	-	-	30	TBD	TBD
Percentage of Applications Funded	-	-	18%	TBD	TBD

^ Amount does not include funds used for management and administration, peer review, or other authorized purposes.

For additional information, please visit the COAP website at:
https://www.bja.gov/ProgramDetails.aspx?Program_ID=72.

OFFICE OF JUSTICE PROGRAMS

**Program Name: Coordinated Tribal Assistance Solicitation (CTAS) and Related Programs
(OJP 7% Tribal Justice Assistance Set Aside)**

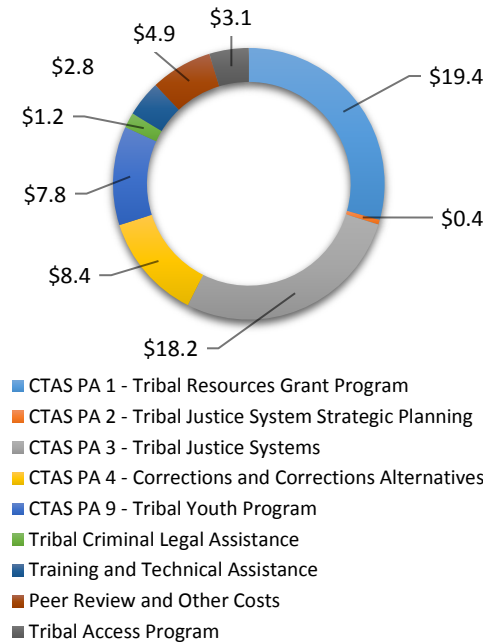
Funding

FY 2019 Request*: \$103.8M
 FY 2017 Enacted: \$ 66.2M

*Estimated amount of funding generated by the 7% tribal justice assistance set aside based on the FY 2019 budget request. This total also includes \$10 million for the Tribal Resources Grant Program which is provided through a carve-out under the COPS Hiring Program.

FY 2017 OJP and COPS Tribal Set Aside Activities
Total FY 2017 Funding: \$66.2M

(\$ in millions)



Program Description

Purpose: To assist tribes in improving the functioning of their justice systems and making their communities safer. Most of OJP’s CTAS-related tribal programs, as well as its tribal justice assistance programs outside of CTAS, are supported by a 7% discretionary funding set aside from OJP grant and payment programs¹. Programs include:

1. **CTAS Purpose Area 1: Tribal Resources Grant Program:** Expands the implementation of community policing and enhances public safety in tribal communities through support for hiring, equipping, and training law enforcement officers and Village Public Safety Officers.
2. **CTAS Purpose Area 2: Tribal Justice Strategic Planning:** Develops a comprehensive, justice system-wide strategic plan that identifies the priority needs of a tribe’s justice system and outlines detailed strategies to address the needs of the tribe.
3. **CTAS Purpose Area 3: Tribal Justice Systems:** Provides key funding to tribal justice systems to develop, support, and enhance tribal justice systems and the prevention of violent crime and crime related to opioid, alcohol, and other substance abuse.
4. **CTAS Purpose Area 4: Corrections and Corrections Alternatives:** Renovates, expands, or replaces justice system facilities on tribal lands used for the rehabilitation and/or incarceration of offenders subject to tribal jurisdiction as well as the administration of other tribal justice system functions.
5. **CTAS Purpose Area 9: Tribal Youth Program:** Supports and enhances tribal efforts to prevent and reduce juvenile delinquency and strengthen the juvenile justice system for American Indian and Alaska Native youth.

6. **Tribal Access Program:** Provides tribes access to national crime information systems for both civil and criminal purposes. (Funding transferred to DOJ and TAP is jointly administered by the Department’s Office of Tribal Justice and Office of the Chief Information Officer, in collaboration with Office of Community Oriented Policing Services and OJP’s Office of Sex Offender Sentencing, Monitoring, Apprehending, Registering, and Tracking.)

7. **Tribal Criminal Legal Assistance:** Strengthens and improves the representation of all defendants in tribal court criminal proceedings.

8. **Tribal Justice System Capacity Building Training and Technical Assistance (TTA):** Assists tribes with the development, implementation, and enhancement of tribal justice systems and strengthens relationships through intergovernmental collaboration.

Authorizing Legislation: Created through Department of Justice appropriations acts.

¹ Awards under a number CTAS purpose areas are supported by other funding sources. CTAS Purpose Area 5 (Tribal Governments Violence Against Women Program) is supported by funding appropriated to the Office for Violence Against Women. CTAS Purpose Areas 6 and 7 (The Children’s Justice Act Partnerships for Indian Communities and Comprehensive Tribal Victim Assistance Program) are supported by the Crime Victims Fund. CTAS Purpose Area 8 (Tribal Healing to Wellness Courts) is supported by funding appropriated for OJP’s Drug Courts Program.

First Year of Appropriation: 1999

Administering Agency: Bureau of Justice Assistance (BJA), Office of Community Oriented Policing Services (COPS) (FY 2010-2018), Office of Juvenile Justice and Delinquency Prevention (OJJDP), and Office of Sex Offender Sentencing, Monitoring, Apprehending, Registering, and Tracking (SMART)

Who Can Apply for Funding and How Funds Are Distributed: Through a competitive process, awards are made as grants as follows:

Program	Who Can Apply for Funding	Amounts per grant
CTAS PA 1: Tribal Resources Grant Program	Federally recognized tribal governments	\$300,000 to \$1,000,000
CTAS PA 2: Tribal Justice Strategic Planning	Federally recognized tribal governments	Up to \$150,000
CTAS PA 3: Tribal Justice Systems	Federally recognized tribal governments	Between \$250,000 and \$750,000
CTAS PA 4: Corrections and Corrections Alternatives	Federally recognized tribal governments	Approximately \$1,000,000 (single jurisdiction) and \$4,000,000 (regional jurisdiction)
CTAS Purpose Area 9: Tribal Youth Program	Federally recognized tribal governments	Up to \$400,000
Tribal Access Program	Federally recognized tribal governments	No grant award; DOJ provides equipment and training and technical assistance to all participating tribes
Tribal Criminal Legal Assistance (TCLA)	Non-profit organizations, defined as 501(c)(3) by Internal Revenue Code, including tribal enterprises and educational institutions	Up to \$875,000
Training and Technical Assistance (TTA)	Non-profits, for-profit organizations, faith-based and community organizations, educational institutions, tribal organizations, and consortiums with demonstrated national scope and onsite experience working with American Indian and Alaska Native tribes.	Varies by solicitation

Program Goals

BJA seeks to support tribes in:

- Advancing community and problem-solving policing in tribal law enforcement agencies.
- Providing tribes training and technical assistance to meet their public safety needs on topics such as community policing; drug-endangered children; executive leadership; regional collaboration; methamphetamines; and Public Law 280 partnerships.
- Developing comprehensive data-informed strategic plans to help improve the functioning of the justice system.
- Strengthening intergovernmental relationships between tribes and neighboring jurisdictions to improve law enforcement effectiveness, reduce crime, and develop cooperative relationships to prevent and combat crime.
- Establishing or enhancing physical infrastructures to accommodate court services, law enforcement, correctional alternatives, or reentry programming.
- Strengthening the administration of justice and tribal justice systems through support for law enforcement, courts, prosecution, corrections, and offender reentry programs.
- Providing legal services to defendants in tribal criminal proceedings.
- Developing data-driven, comprehensive programming including the use of validated risk assessments.

- Developing culturally specific alternatives to incarceration, including diversion and offender reentry programming.
- Ensuring that tribal jails comply with national standards relating to detention facility construction, renovation, expansion and operations.

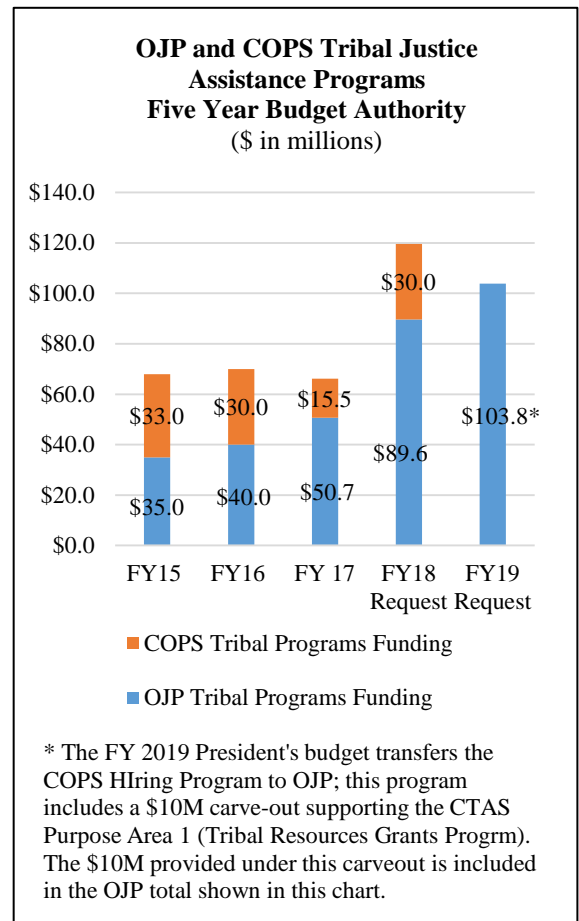
OJJDP seeks to support tribes in:

- Improving or developing data collection systems to inform the treatment of tribal youth in the juvenile justice system.
- Establishing and implementing tribal best practices and tribal healing methods to support youth exposed to violence and trauma.
- Developing and implementing culturally appropriate juvenile delinquency prevention and intervention programs, including specialized programs for Native girls.
- Developing culturally specific juvenile detention alternatives, including diversion and reentry programs.

Accomplishments

BJA and COPS:

- **CTAS Purpose Area 1: Tribal Resources Grant Program:** Since 2010, the COPS Office has awarded over \$200 million through this program to support law enforcement in more than 180 tribal communities. Funding from this purpose area has also been used to support DOJ’s Tribal Access Program and its predecessor, the National Crime Information Center (NCIC) Access Pilot Project, since 2010.
- **CTAS Purpose Area 2: Tribal Justice System Strategic Planning:** Through BJA funding and technical assistance, the Kaw Nation successfully completed the strategic planning process and is now effectively focusing its efforts on creating a centralized multidisciplinary justice center that will provide culturally infused services to all Kaw Nation citizens within the Kaw Nation service area.
- **CTAS Purpose Area 3: Tribal Justice Systems:** The Gun Lake Tribe of Michigan received an award from BJA to plan for the development of a tribal justice system. The tribe now has a fully functioning court system with its first chief judge who hears both criminal and civil disputes. In opting to provide its own police protection and enforcement, the tribe enhanced an already successful state-tribal relationship.
- **CTAS Purpose Area 4: Corrections and Corrections Alternatives:** As a result of BJA funding, Muscogee Creek Nation (MCN) was able to complete the construction of a regional reintegration transitional living center for male and female offenders who have been released to the public and are attempting to make a positive change in their lives. The facility will allow MCN citizens to engage in a positive, structured atmosphere where they can earn a quality education, gain skills to seek out and retain employment, and develop life sustaining skills.
- **Tribal Justice System Capacity Building Training and Technical Assistance:** With support from BJA, the Northern Cheyenne Tribe of Montana and the United States District Court in Montana are in the final stages of developing a Joint Jurisdiction Wellness Court that will handle cases of adult tribal members who have been charged with drug- or alcohol-related felonies. Initially, participants may enter the program after serving a sentence (reentry) or prior to a conviction (diversion). The tribe and the federal government will coordinate in administering court proceedings and providing services to defendants appearing before the wellness court. Anticipated operations begin spring 2018.



OJJDP:

- **CTAS Purpose Area 9: Tribal Youth Program:** With OJJDP funding and technical assistance, the Confederated Tribes of Coos, Lower Umpqua, and Siuslaw Indians was able to adopt a Healing of the Canoe framework and incorporate it into existing prevention and intervention programs for tribal youth. The tribes will continue to expand access to the Healing to Canoe curricula through both hands-on and online learning and prevention opportunities.

The Kalispel Tribe was awarded OJJDP funds to develop an equine therapy program for adjudicated and at-risk youth. The equine therapy program will serve as a diversion, counseling, and prevention activity for youth.

- **Tribal Youth Program Training and Technical Assistance (TTA):** The OJJDP Tribal Youth Training and Technical Assistance Center provides culturally appropriate, trauma-informed, and developmentally appropriate training, resources, information, and technical assistance services. All OJJDP-funded tribal grantees are eligible for assistance, including a new grantee orientation and strategic planning training.

Tribal Access Program (TAP):

- For more information on the TAP and its accomplishments, please refer to the [Tribal Access Program](#) web page.

Application and Award History

(\$ in millions)	FY 2015	FY 2016	FY 2017 ^{1/}	FY 2018 Request ^{1/}	FY 2019 Request ^{1/}
OJP Amount Available for Funding [^]	\$30.5	\$35.6	\$62.9 ^{2/}	\$90.0	\$103.8
Total OJP and COPS CTAS Funding Awarded	\$55.3	\$49.7	\$50.7 ^{2/}	TBD	TBD
Number of OJP and COPS CTAS Applications	481	415	428	TBD	TBD
Number of OJP and COPS CTAS Awards	150	121	113	TBD	TBD
Percentage of OJP and COPS CTAS Applications Funded	31%	29%	26%	TBD	TBD

NOTE: The lines showing application and award information relating to COPS and OJP CTAS programs include all applications and awards under CTAS Purpose Areas 1, 2, 3, 4, and 9.

^{1/} From FY 2017 forward, OJP has replaced line item appropriations for the Indian Country Initiatives and Tribal Youth Program with a 7% discretionary funding set aside from most OJP grant and reimbursement programs. FY 2018 and 2019 funding estimates are based on the appropriations language and funding levels proposed in that year's President's Budget request.

^{2/} In FY 2017, CTAS award amounts were supplemented with prior years' balances from various CTAS programs.

[^] Amount does not include funds used for management and administration, peer review, or other authorized purposes.

For additional information, please visit:

- [Coordinated Tribal Assistance Solicitations \(CTAS\)](#)
- [Tribal Criminal Legal Assistance](#)
- [Corrections and Corrections Alternatives \(Tribal Justice Systems Infrastructure\)](#)
- [Tribal Access Program](#)

**OFFICE OF JUSTICE PROGRAMS
COPS Hiring Program (CHP)**

Funding

FY 2019 Request: \$99.0M*
FY 2017 Enacted: \$194.5M

* This amount includes set-asides totaling \$35.0M.

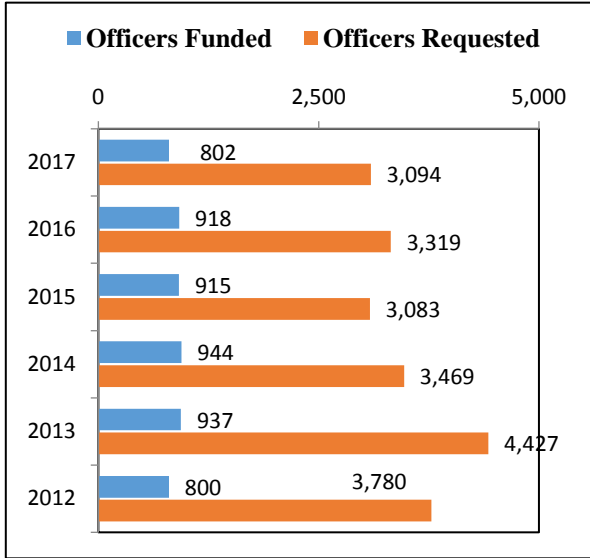
Program Description

Purpose: This program aims to increase the capacity of law enforcement agencies to implement community policing strategies that strengthen partnerships for safer communities and enhance law enforcement’s capacity to prevent, solve, and control crime through funding for additional officers. CHP provides funding for entry-level salary and benefits of newly hired or rehired (as a result of layoffs) community policing officer positions over 3 years.

Authorizing legislation: Omnibus Crime Control and Safe Streets Act of 1968, as amended (34 USC § 10381)

First year of appropriation: 1995 (as the Universal Hiring Program)

Administering agency: Office of Community Oriented Policing Services (FYs 1995-2018); Bureau of Justice Assistance (BJA) (FY 2019)



Who can apply for funding and how funds are distributed:

Activity	Who can apply for funding	Award Type	Length of Award	Amounts (Up to)
Matching Grants (25% local match required unless waived by the Attorney General based on fiscal need)	U.S. state, local, and tribal law enforcement agencies with primary law enforcement authority	Grant	36 months	\$125,000 per officer position, unless waived by the Attorney General based on fiscal need.

Program Goals

When used to promote community policing, increased law enforcement capacity has been shown to help police gather information about crime and disorder problems, understand the nature of the problems, and solve specific crimes. Moreover, law enforcement agencies are more effective when they adopt policies and practices that promote fairness, legitimacy, and positive community partnerships. CHP goals are to:

- Enhance the capacity of law enforcement agencies to implement community policing strategies.
- Promote partnerships between law enforcement agencies and community stakeholders for the purpose of crime reduction and related problem solving.
- Encourage law enforcement agencies to consider organizational changes, which will enhance their capacity to implement community policing strategies.

Accomplishments

- **Capacity building:** Since 1994, CHP funded 130,000 law enforcement officer positions to support increasing the capacities of agencies to effectively do community policing. This involves identifying where the changes

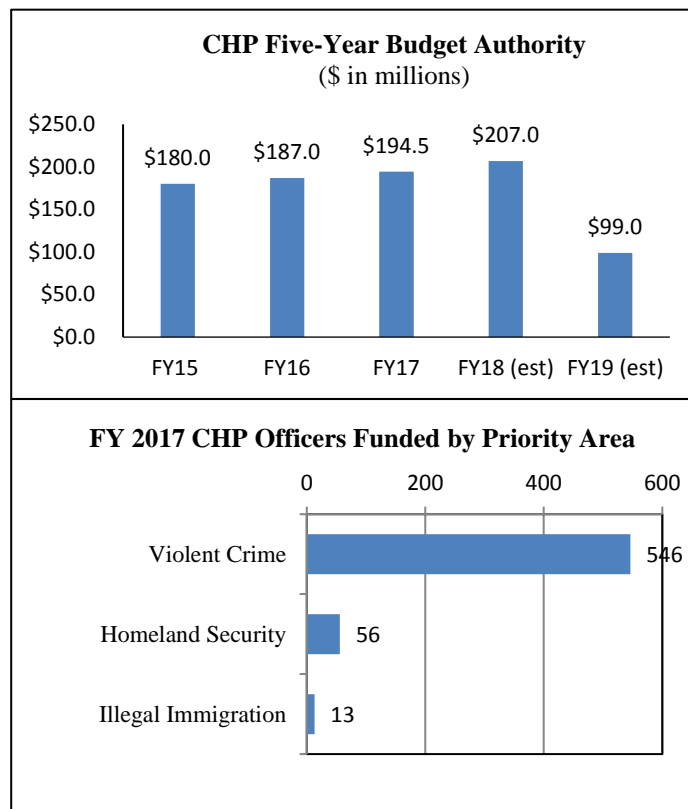
are required within an organization and how to best effect those changes through knowledge, skills, and learning experiences

- **Partnerships:** As of December 2017, active CHP grantees reported 1,792 active partnerships with various community stakeholders for the purpose of advancing community policing practices. The types of partners reported by CHP grantees represent a wide cross section of the affected communities. Some of the most common partners include the following:

- Educational institutions
- Faith-based organizations
- Community groups and home associations
- Mental health professionals and advocates
- Substance abuse professionals and advocates
- Civic and business organizations

- **Organizational change:** As of December 2017, active CHP grantees cited 1,406 examples where positive organizational changes have been successfully implemented or are in progress. Changes are tracked in two broad categories: agency management and personnel management. These changes are intended to help sustain and institutionalize community partnerships and proactive problem-solving efforts. Some of the most common changes reported include the following:

- Creating or enhancing an agency’s mission, vision, and goals to reflect the core values of community policing
- Recruitment and hiring practices that reflect an orientation toward community engagement
- Training programs that teach and test community engagement and problem-solving skills
- Performance measurement systems that include community policing metrics
- Increased level and frequency of communication with community members on crime problems



Application and Award History

(\$ in millions)	FY 2015	FY 2016	FY 2017	FY 2018 (est)	FY 2019 (est)
Amount available for funding/amount appropriated	\$134.5M [^]	\$137.0M [^]	\$137.0M [^]	\$157.0M ^{^^}	\$64.0M ^{^^}
Total funding awarded	\$113.7M	\$119.3M	\$98.5M	TBD	TBD
Number officers requested	3,083	3,319	3,094	TBD	TBD
Percentage of applications funded	19%	16%	16%	TBD	TBD

[^] Total funding awarded excludes amounts used for management and administration, peer review, or other authorized purposes. It also excludes program set-asides.

^{^^}Total funding estimate excludes set-asides.

CHP FY 18 Priority Funding/Preference Areas

Funding area	Description: Problem or focus area to be selected by the agency
Violent crime	Includes homicide, assault, rape, robbery, gun violence, domestic violence, criminal gangs, drug manufacturing, drug dealing, and drug trafficking problem areas
Human Trafficking	Investigating and prosecuting human trafficking crimes, stabilizing and supporting trafficking victims, expanding outreach and training
Homeland Security	Partnering with federal law enforcement to combat illegal immigration (e.g., information sharing, 287(g) partnerships, task forces, and honoring detainers), protecting critical infrastructures, information/intelligence problems
Military veterans	Agencies that commit to hiring at least one post-9/11 military veteran who served a minimum of 180 consecutive days
Immigration Cooperation Certification (ICC)	Applicants can receive priority consideration by certifying their willingness to cooperate with federal immigration authorities to address illegal immigration.
Catastrophic events	Agencies that have experienced a catastrophic event including a natural disaster, mass shooting, bombing, unusually large increase in the number of homicides, and other unusual circumstances that have adversely impacted their law enforcement personnel resources
Safe harbor legislation	Agencies that reside in states with certain anti-human trafficking laws that treat minors engaged in commercial sex as victims (referred to as “safe harbor” laws) or permit individuals to vacate arrest or prosecution records for non-violent offenses as a result of being trafficked

For additional information, please visit the [COPS Hiring Program](#) web page.

This page intentionally left blank.

OFFICE OF JUSTICE PROGRAMS

Program Name: Court Appointed Special Advocate (CASA) Program

Funding

FY 2019 Request: \$9.0M
FY 2017 Enacted: \$9.0M

Program Description:

Purpose: To support and promote court-appointed volunteer advocates so that every abused and neglected child in the United States receives high-quality representation in dependency court hearings, is safe, has a permanent home, and the opportunity to thrive.

Spotlight on Success



[Read Ryan's story.](#)

"I would have been lost in foster care without my CASA volunteer."

This program provides membership, accreditation, and sub-grants to regional, state, and local CASA organizations who represent abused and neglected children in dependency hearings and who partner with other public and private child welfare system stakeholders at the national, regional, state, and local levels. This program also provides information, technical assistance, and training to volunteer advocates who represent abused and neglected children in dependency hearings.

Authorizing Legislation: The Victims of Child Abuse Act, 34 U.S.C. § 20324(a)

First Year of Appropriation: 1993

Administering Agency: Office of Juvenile Justice and Delinquency Prevention (OJJDP)

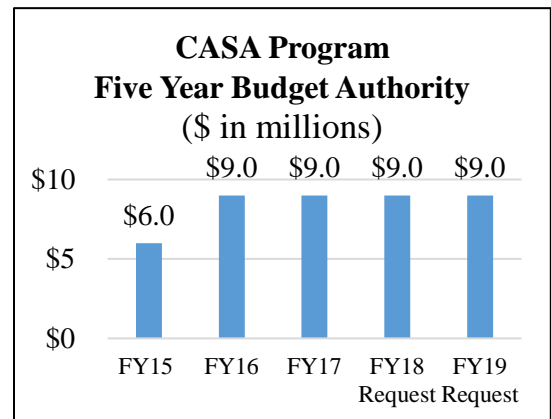
Who Can Apply for Funding: Public agencies or nonprofit organizations. A successful applicant will be:

- (1) a national non-profit organization that has broad membership among court-appointed special advocate programs and in providing training and technical assistance to court-appointed special advocate programs;
or
- (2) a local public agency or nonprofit organization that has demonstrated the willingness to initiate, sustain, and expand a court-appointed special advocate program.

How Funds are Distributed: Through a competitive process, awards are made in the form of cooperative agreements for up to \$9 M for a 12-month period. OJJDP may, in certain cases, provide supplemental funding in future years to awards for periods up to a total of 36 months.

Program Goals

- Improve outcomes for children in the dependency system.
- Provide effective support for abused and neglected children.
- Fund training and technical assistance that supports youth and family engagement, trauma-informed approaches, and effective strategies for youth involved both in the child welfare and the juvenile justice systems.



Accomplishments


- In 2016, 86,995 CASA/Guardian ad Litem volunteers working through 938 programs in 49 states and the District of Columbia contributed more than 6.2 million hours of service to 280,316 abused and neglected children. This is an increase of over 13% in volunteers and 12% in children served since program year 2015.
- During 2016, the CASA program made 31 subgrant awards to state and local CASA/Guardian ad Litem programs totaling \$2.2 million to develop programs and build capacity to serve more abused and neglected children.
- In 2016, the CASA program worked to advance its State Development Initiative. Working in partnership with the State Leadership Council, CASA identified the characteristics of highly effective state organizations and is currently working to ensure that all states have adopted these practices. The CASA program also provided specialized assistance to 17 states identified as having the greatest opportunity to strengthen their existing state CASA/GAL association or initiate a new association.
- In 2016, the program worked to refresh the National CASA volunteer training curriculum which is used to train more than 24,000 CASA/GAL volunteers each year. The changes were completed in 2017, and CASA is in the process of rolling out the new curriculum nationwide.

Application and Award History

(\$ in millions)	FY 2015	FY 2016	FY 2017	FY 2018 Request	FY 2019 Request
Amount Available for Funding [^]	\$5.3 [^]	\$8.1 [^]	\$7.5 [^]	\$9.0	\$9.0
Total Funding Awarded	\$5.2	\$8.1	\$7.5	TBD	TBD
Number of Applications	3	2	1	TBD	TBD
Number of Awards	3	2	1	TBD	TBD
Percentage of Applications Funded	100%	100%	100%	TBD	TBD

[^] Amount does not include funds used for management and administration, peer review, or other authorized purposes.

For additional information, please visit the [OJJDP website](http://www.ojjdp.org) or <http://www.casaforchildren.org/>.



OFFICE OF JUSTICE PROGRAMS

Program Name: Coverdell Forensic Science Improvement Grants Program

Funding

FY 2019 Request: \$10.0M
FY 2017 Enacted: \$13.0M

Program Description

Purpose: To improve the quality and timeliness of forensic science and medical examiner/coroner's offices services. These services are often crucial to the outcome of criminal cases.

Coverdell funds may be used for forensic science or medical examiner/coroner:

- ✓ Personnel
- ✓ Computer hardware and software
- ✓ Laboratory equipment
- ✓ Supplies
- ✓ Accreditation
- ✓ Education, training, and certification
- ✓ Facilities
- ✓ Administrative expenses

The Paul Coverdell Forensic Science Improvement Grants Program ("Coverdell") provides assistance to states and units of local government for the following purposes:

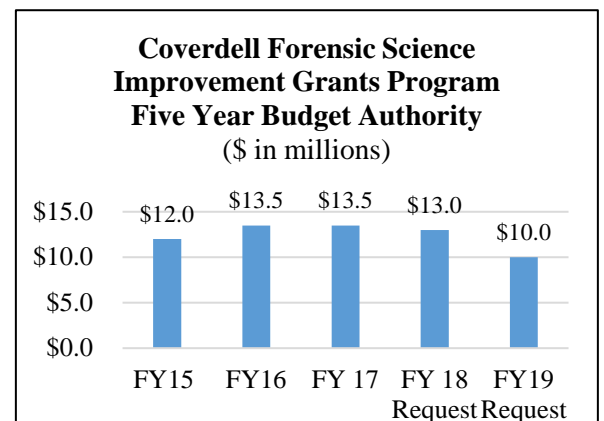
1. Carry out all or a substantial part of a program intended to improve the quality and timeliness of forensic science or medical examiner services, including purchasing updated equipment and software, using funds for accreditation and certification of the laboratory and analysts, and completing a process improvement evaluation and implementation plan.
2. Eliminate a backlog in the analysis of forensic science evidence, including evidence in many forensic disciplines: firearms examination; latent prints; toxicology; controlled substances; forensic pathology; questioned documents; and trace evidence.
3. Train, assist, and employ forensic laboratory personnel as needed to analyze forensic evidence.
4. To implement technology or methodology that addresses emerging forensic science issues (such as statistics, contextual bias, and uncertainty of measurement) and emerging forensic science technology (such as high throughput automation, statistical software, and new types of instrumentation).
5. To educate and train forensic pathologists (to address the shortage of qualified, certified pathologists).
6. To fund medicolegal death investigation systems to facilitate accreditation of medical examiner and coroner offices and certification of medicolegal death investigators.

Authorizing Legislation: Title I of the Omnibus Crime Control and Safe Streets Act of 1968 (sections 201 and 202), Part BB, codified at 34 U.S.C. § 10561-10566 (the Coverdell law).

Administering Agency: National Institute of Justice (NIJ)

Who Can Apply for Funding: States and units of local government

How Funds are Distributed: As of FY 2017, 85 percent of the total funding provided for Coverdell program in each fiscal year is awarded to states through a formula grant process on the basis of population. The remaining 15 percent of funding is awarded to state and units of local government through a competitive, peer-reviewed grants process. Prior to FY 2017, the split was 75:25.



Program Goals

- Support forensic scientists to receive needed training to comply with certification requirements, as well as for forensic science service provider facilities to obtain and retain accreditation.
- Support smaller jurisdictions to acquire current technology that they otherwise could not afford, and larger jurisdictions to meet continually growing demands.
- Support laboratories in modernizing and maintaining needed analytical equipment and instrumentation.
- Support laboratories and medical examiner-coroners with resources to battle the escalating opioid epidemic.

Accomplishments

Of the 67 FY 2015 completed Coverdell awards, grantees reported:

- Approximately 161,000 backlogged forensic cases analyzed (average of 2,400 backlogged cases per grantee);
- Almost 1,000 forensic personnel were sent to training events, with approximately 10 percent of these personnel from medical examiner and coroner offices.

Application and Award History

(\$ in millions)	FY 2015	FY 2016	FY 2017	FY 2018 Request	FY 2019 Request
Amount Available for Funding*	\$10.6	\$12.0	\$10.7	\$13	\$10
Total Funding Awarded	\$10.6	\$12.0	\$10.6	TBD	TBD
Number of Applications†	173	161	180	TBD	TBD
Number of Awards	71	74	62	TBD	TBD
Percentage of Applications Funded	41%	46%	34%	TBD	TBD

*Amount does not include funds used for management and administration, peer review, or other authorized purposes.

† Includes all applications, including those later removed for BMR or eligibility.

For additional information, please visit the [NIJ website](#).

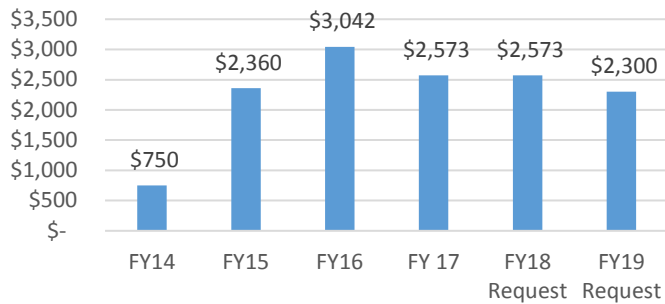
OFFICE OF JUSTICE PROGRAMS

Program Name: Crime Victims Fund

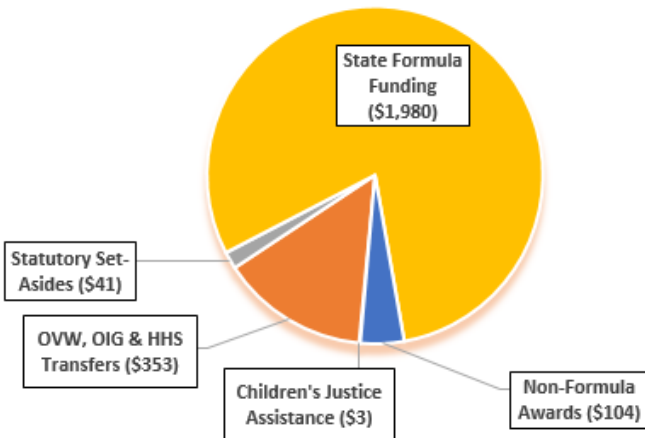
Funding

FY 2019 Requested Obligation Cap: \$2,300M
FY 2017 Enacted Obligation Cap: \$2,573M

CVF Obligation Cap
FY 2014 - FY 2019
(\$ in millions)



FY 2017 Crime Victims Fund Allocations
(\$ in millions)



Program Description

The Crime Victims Fund (CVF) was established by Congress in 1984 as a stable and reliable funding source for crime victims. The Fund is financed by fines and penalties stemming from federal crimes—not from tax dollars. Beginning in 2015, Congress significantly increased the obligation cap, resulting in substantial growth of CVF-funded programs.

Authorizing Legislation: Victims of Crime Act of 1984; 34 U.S.C. 20101 et seq.

Administering Agency: Office for Victims of Crime (OVC)

CVF Program Purposes:

1. Support victim services across the Nation.
2. Provide compensation to victims of crime.
3. Build capacity of service providers nationwide through technology, training and technical assistance.
4. Innovate and determine ways to reach every victim of crime.

CVF funds are administered in three distinct ways, each mandated by statute:

1. **Formula funding to the states**
2. **Set aside funding to other federal agencies**
3. **Competitive non-formula awards**

Formula Funding to the States—

Victim Assistance and Compensation Programs:

The largest amount of CVF funding is distributed using formula calculations to authorized State Administering Agencies (SAAs) in all 50 states, the District of Columbia, and U.S. territories. SAAs in turn use these funds to carry out two discrete programs—State Victim Assistance and State Compensation. Victim assistance funds are used by the SAAs to subgrant funding to victim service organizations. Victim compensation funds are used to reimburse victims for expenses resulting from their victimization. Additional information provided on the [OVC website](#), including:

- [VOCA Formula Calculations](#) and [Annual State Funding Allocations](#).

Formula Accomplishments: Because of increased CVF obligation, states have dramatically expanded their support to both new and existing local victim service programs. OVC plays a critical role in enriching the state programs through leadership, training, technical assistance, and performance measurement.

- More than 300 State VOCA Program Administrators and staff attended the [2017 VOCA National Training Conference](#).
- In 2016, OVC published the VOCA [Victim Assistance Program Rule](#) (VOCA Rule) that modernized OVC's guidance around the allowable, more expansive use of VOCA assistance program funding. States now use the new VOCA Rule to inform their victim assistance program development.
- OVC successfully transitioned all victim assistance and compensation grant program reporting to the new Performance Measurement Tool (PMT), which provides more robust performance measurement and will enable OVC to identify nationwide variables and trends associated with these programs. Preliminary data indicates that in FY 2017:
 - Crime Victim Compensation programs paid a total of 242,277 claims for a total amount of \$356M.
 - Victim Assistance programs funded 7,794 unique state and local victim service organizations through over 13,800 grant awards

Statutory Set-Asides

The CVF is also a major funding source for federal victim service programs and related resources designated by statute (allocations are reflected in the pie chart). In 2017, CVF set asides supported the following federal agency programs:

- *Office on Violence Against Women (OVW)*—\$326M was transferred to provide financial and technical assistance to communities across the country that are developing programs, policies, and practices aimed at ending domestic violence, dating violence, sexual assault, and stalking.
- *Executive Office for United States Attorneys (EOUSA)*—close to \$20M supported 180 (full time equivalent) victim specialist personnel serving in the 93 USAO districts and 12 victim specialist personnel exclusively serving Indian Country.
- *Federal Bureau of Investigation (FBI)*—nearly \$14M was provided to the FBI to support the salaries, benefits, and related expenses for 203 victim specialist personnel (up from 192 positions in 2016 last year).
- *Victim Notification System (VNS)*—over \$7M supported EOUSA to upgrade, enhance, and operate the VNS to provide timely and consistent notification to federal crime victims as mandated by the Justice for All Act of 2004 and the Attorney General Guidelines for Victim and Witness Support.
- *Children's Justice Act (CJA)*—a combined \$20M supports CJA programs to improve the investigation, prosecution, and treatment of child abuse victims. \$17M, administered by HHS, supports CJA Task Forces in every state and territory. \$3M supports 6-8 new targeted programs in Indian Country and is integrated into [DOJ's Combined Tribal Assistance Solicitation](#).
- *Office of Inspector General (OIG)*—for the third consecutive year, \$10M was transferred to the OIG to audit and assess risks and deficiencies in the management of OVC programs.

Competitive Non-Formula Awards

After formula and set aside calculations, remaining funds are used for competitive programs that serve a diverse range of critical areas and emerging victim needs, including: federal programs; tribal programs; national scope training, technical assistance, and demonstration projects; and innovative Vision 21 programs. Examples of 2017 program funding accomplishments include:

Federal Programs

- *Federal Victim Emergency Funds* (\$75K) enable partnering agencies to support victim expenses in emergency situations, including temporary shelter, transportation, and crisis intervention. These funds allow agencies to address unique emergency victim service problems or populations within their jurisdictions.
- *Supporting Victims in High Profile Trials with Large Numbers of Victims* (\$275K) provided assistance to ensure that victims of federal crime were afforded their right to observe and be reasonably heard in high profile criminal justice proceedings with large numbers of victims.

Tribal Programs

- *Developing Future Victim Specialists for Indian Country* (\$2.6M) supports a program in 6 sites to recruit, train, and mentor college-level students to become victim service professionals in tribal communities.
- *Comprehensive Tribal Victim Assistance Program* (\$7.4M) is integrated into [DOJ's Combined Tribal Assistance Solicitation](#) and provided 18 new grant awards to help federally recognized tribes (or their designees) develop, establish, and operate multidisciplinary, trauma-informed services for tribal victims experiencing a range of crimes.

National Scope Training, Technical Assistance, and Demonstration Projects

- *Enhancing Law Enforcement Response to Victims Technical Assistance Project* (\$400K) - supports a multi-phased implementation and evaluation of the “Service, Support & Justice: A Strategy to Enhance Law Enforcement Response to Victims” model. The model was developed in partnership with the International Association of Chiefs of Police and has been well-received by law enforcement agencies working to improve their response to crime victims.
- *Victim Recovery Networks Program: Increasing Access to Services for Crime Victims with Mental Illness* (9 awards totaling \$3.7M) - focuses specialized resources to help crime victims with mental illness access critical victim services.
- *State Victim Assistance Academy Technical Assistance Project* (\$400K) - provides local SVAAAs with training and technical assistance to enhance their statewide training programs through the latest research, technologies, and resources.
- *Field Generated Innovations in Addressing Elder Abuse and Financial Exploitation* (8 awards totaling \$3.4M) - this public/private partnership project funds multiple field generated, challenge-style grants called innovation grants in three broad categories, all specifically directed to addressing elder financial exploitation.
- *OVC Training & Technical Assistance Center* (\$6.5M) - delivers cutting-edge training and technical assistance to victim service providers, volunteers, allied professionals and advocates across the Nation and helps to strengthen and grow the capacity of service organizations to meet the expansive needs of crime victims. In FY 2017, OVC TTAC provided training and technical assistance to 155 organizations and 56,990 individuals.

[Vision 21 Programs](#) are designed to find innovative solutions for new and enduring challenges faced by crime victims and the professionals that serve them. Projects vary and are designed to target the following areas: 1) providing comprehensive legal assistance; 2) building capacity of service providers to better serve victims; and 3) addressing continuing and emerging challenges that face victims and service providers such as reaching underserved populations and improving the use of technology.

[Vision 21: Linking Systems of Care for Children and Youth](#) (3 Awards totaling \$1.5M)—supports four states to determine strategic and collaborative methods to address the enduring issue of child and youth victimization by bringing together all of the relevant systems and professionals to establish a seamless coordinated approach.

[Vision 21: Advancing the Use of Technology to Assist Victims of Crime](#) (6 Awards totaling \$7.1M)—provisions organizations to create, expand, or enhance use of technology initiatives on a national scale to improve response, services, and access for victims of crime.

[Expanding Legal Access to Victims of Crime: Innovations in Access to Justice Program](#) (2 awards totaling \$6.9M)—continues to expand legal access to crime victims.

For additional information, please visit the [OVC website](#). Information includes:

- [VOCA Nationwide Performance Reports](#)
- [Current Funding Opportunities](#)
- [Grant Awards Made by OVC](#)

This page intentionally left blank.

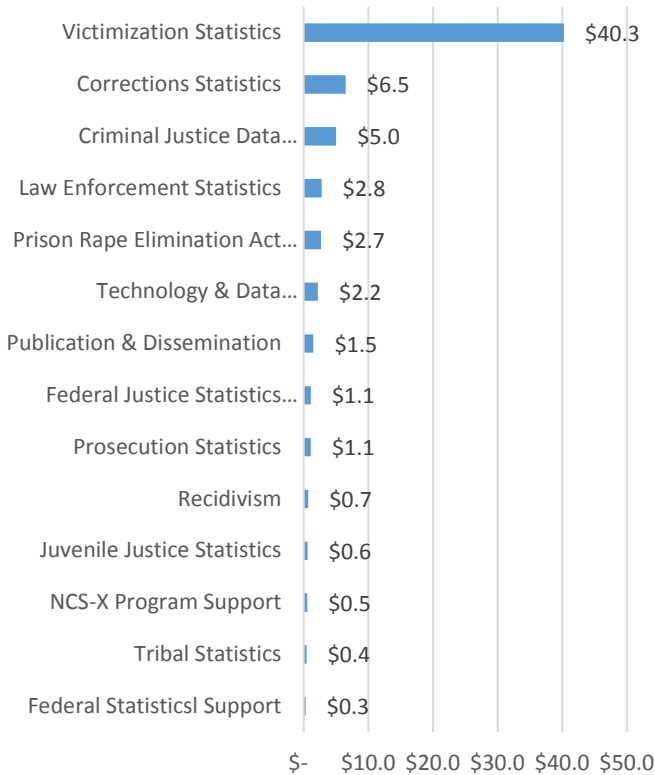
OFFICE OF JUSTICE PROGRAMS

**Program Name: Criminal Justice Statistics Programs –
“Base” Program for the Bureau of Justice Statistics (BJS)**

Funding

FY 2019 Request:	\$41.0M
FY 2017 Enacted:	\$45.5M

**Average Annual Obligations*
FY 2011- FY 2017
(\$ in millions)**



*Obligations include funds from Criminal Justice Statistics Program (BJS base) & transfers from other federal agencies.

Program Description

Purpose: Provide objective statistics on crime and the justice system to be used by practitioners, policymakers, and the public to make informed decisions about criminal justice programs and policies. This program will:

1. Collect, analyze, and disseminate relevant, reliable, and objective statistics on crime and justice systems in the United States.
2. Support improvements to state and local criminal justice information systems.
3. Participate with local, state, national and international organizations to recommend and develop standards for justice statistics.
4. Continually evaluate the availability and adequacy of crime-related data, and seek enhanced measures to improve data collection and help understand crime trends.

Authorizing Legislation: The Justice System Improvement Act of 1979; 34 U.S.C. 10131.

First Year of Appropriation: 1980

Administering Agency: Bureau of Justice Statistics (BJS)

BJS is the principal federal statistical agency in the Department of Justice responsible for the collecting, analyzing, publishing, and disseminating information on crime, criminal offenders, victims of crime, and the operation of justice systems at all levels of government.

Current key BJS statistical collection programs are carried out in the following areas: Criminal victimization; law enforcement, prosecution and adjudication (courts); corrections; federal justice statistics; tribal/Indian Country; and criminal history, recidivism, and special projects, such as the National Crime Statistics Exchange (NCS-X).

Each of these programs and the statistical collections they include are detailed in a separate program summary.

Program Goals

1. Produce current estimates and trends of indicators of the prevalence, incidence, rate, extent, distributions, and attributes of crime.
2. Expand current data collections where feasible to examine issues at state and local levels. Examples include violent victimizations, identity theft, fraud, stalking, and victim help-seeking behaviors.
3. Research and adopt new technology to extract, transmit, and combine data from existing federal, state, and local administrative data systems to improve the timeliness, accuracy, and comparability of data.
4. Establish new data collections where information gaps exist and/or where new and emerging issues are not covered in current collections. Examples include estimates on non-citizens in local jails, the federal judicial response to human trafficking, and training of law enforcement on indicators of opiate use.

Accomplishments

In addition to the accomplishments in other BJS program summaries, for FY 2017:

- BJS published and disseminated a total of 23 reports, 7 press releases, 8 one-page summaries providing criminal justice data to the media and the general public, four online data tools, six solicitations, 26 datasets, 13 web announcements, and 479,815 e-blasts. BJS also responded to dozens of Freedom of Information Act (FOIA) requests, 540 media requests, 145 phone calls, and 1,720 AskBJS emails.
- BJS's websites had more than 4.1 million page views and BJS's 155 posts to Twitter were displayed 109,572 times. BJS has over 5,000 subscribers to JUSTATS and over 1,400 Twitter followers.
- BJS data products were cited in 754 articles in social science journals and law reviews; 18 times in congressional records and testimonies; in 16 pieces of state legislation and 10 pieces of federal legislation; and in 16 federal and 7 state court opinions.

For additional information about BJS operations, please visit: www.bjs.gov.

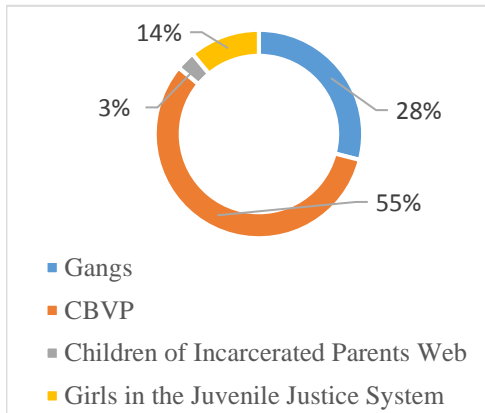
OFFICE OF JUSTICE PROGRAMS

Program Name: Delinquency Prevention Program

Funding

FY 2019 Request: \$17.0M
 FY 2017 Enacted: \$14.5M

FY 2017 Activities Chart



Program Description

Purpose: To prevent youth at risk of becoming delinquent and from entering the juvenile justice system and to intervene with first-time and non-serious offenders to keep them from further contact with the juvenile justice system.

The goal is to reduce the likelihood that youth will become serious and violent offenders as adults, reducing potential victimizations and the burden of crime on society.

In FY 2017, this program included the:

- 1) Community Based Violence Prevention Program (CBVP);
- 2) Gang Prevention Program;
- 3) Girls in the Juvenile Justice System;* and
- 4) Children of Incarcerated Parents (COIP) web portal.*

*Refer also to separate Girls in the Juvenile Justice System and COIP Web Portal Program Summaries.

Authorizing Legislation: This program is authorized under sections

261 and 262 of the Juvenile Justice and Delinquency Prevention Act of 1974, as amended; 34 U.S.C. § 11171

First Year of Appropriation: 1994

Administering Agency: Office of Juvenile Justice and Delinquency Prevention (OJJDP)

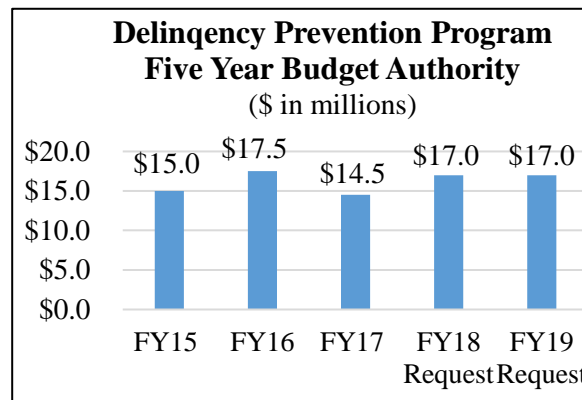
Who Can Apply for Funding and How Funds are Distributed: Through a competitive process, awards are made as follows:

Program	Who Can Apply for Funding	Award Type	Award Amount & Length
CBVP	Units of local government, federally recognized tribes and states in conjunction with local government or tribes	Cooperative Agreements	\$737,770 for 36 months
Gang Prevention	Training and Technical Assistance Award: Nonprofit organizations, including tribal nonprofit organizations, for-profit organizations (including tribal for-profit organizations), and institutions of higher education (including tribal institutions of higher education).	Cooperative Agreement	\$3,321,499 for 36 months
Girls in the Juvenile Justice System	Existing grantees: These funds were used for continuation awards to five program sites for the implementation phase and to the training and technical assistance provider for year two of three-year project period.	Cooperative Agreements	\$170K to five program sites for final supplement year; \$750K for year 2 of 3-year project period

Program	Who Can Apply for Funding	Award Type	Award Amount & Length
Children of Incarcerated Parents Web Portal	Funds support development of public website	Interagency Agreement with HHS	Up to \$450K for 12 months

Program Goals

- Prevent and intervene in youth and community gun and gang violence to enhance public safety.
- Adopt evidence-based practices and trauma-informed approaches to youth in the juvenile justice system.
- Promote efforts to strengthen the protective factors that can promote healthy development and insulate youth from risky behavior.



Accomplishments

Through this program, OJJDP has identified:

- 56 effective programs and practices;
- 127 promising programs and practices; and
- 124 programs and practices which have no demonstrated effect.

These evaluations, available at [Delinquency Prevention on CrimeSolutions.gov](http://DelinquencyPreventiononCrimeSolutions.gov), help inform practitioners and policy makers about what works, what doesn't, and what's promising in redirecting youth who are considered at-risk for delinquency or who have committed a delinquent offense from deeper involvement in the juvenile justice system.

Application and Award History

(\$ in millions)	FY 2015	FY 2016	FY 2017	FY 2018 Request	FY 2019 Request
Amount Available for Funding	\$13.0 [^]	\$15.5 [^]	\$12.1 [^]	\$17.0	\$17.0
Total Funding Awarded	\$12.7	\$15.5	\$12.0	TBD	TBD
Number of Applications	160	181	48	TBD	TBD
Number of Awards	60*	39**	15***	TBD	TBD
Percentage of Applications Funded	38%	22%	31%	TBD	TBD

[^] Amount does not include funds used for management and administration, peer review, or other authorized purposes.

*FY15 – Includes awards from the following programs: Tribal Youth, Gang Prevention, National Forum on Youth Violence Prevention, and Community-Based Violence Prevention.

**FY16 – Includes awards from the following programs: Tribal Youth, Gang Prevention, and Community-Based Violence Prevention.

***FY17 – Includes awards from the following programs: Gang and Youth Violence Prevention, Girls in the Juvenile Justice System, Children of Incarcerated Parents Web Portal, and Community-Based Violence Prevention.

For additional information, please visit: <http://www.ojjdp.gov>.

OFFICE OF JUSTICE PROGRAMS

Program Name: DNA Analysis, Capacity Enhancement, and Other Forensic Activities

Funding

FY 2019 Request \$105.0M
 FY 2017 Enacted: \$125.0M

- (1) \$117M for DNA Analysis, Capacity Enhancement, and Other Forensic Activities
- (2) \$4M for Postconviction DNA Testing
- (3) \$4M for Sexual Assault Forensic Examination programs and activities

FY 2017 Funding for DNA Analysis, Capacity Enhancement and Other Forensic Activities (\$97.4 M)

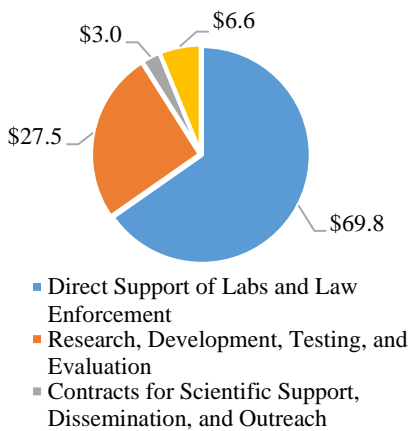


Fig.1: From report "Fiscal Year 2017 Funding for DNA Analysis, Capacity Enhancement, and Other Forensic Activities."

Program Description:

Purpose: To improve the quality and practice of forensic science.

Authorizing Legislation: Created through Department of Justice appropriation acts

Administering Agency: National Institute of Justice (NIJ)

Who Can Apply for Funding: Eligibility varies by solicitation.

How Funds are Distributed: Award type, term, and amounts vary by solicitation.

Program Goals

- To increase laboratory capacity and reduce backlogs;
- To support research and development to support the development of accurate, reliable, cost effective and rapid methods for the identification and analysis of physical evidence.
- To provide training and technical assistance.

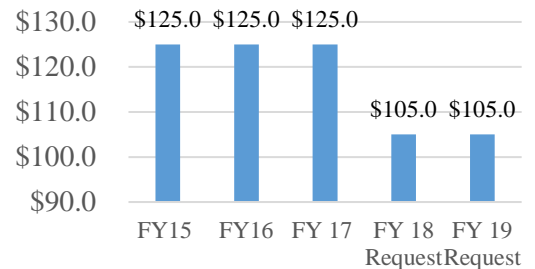
Accomplishments

- In FY 2016, NIJ created a new program, the Sexual Assault Forensic Evidence- Inventory, Tracking, and Reporting Program (SAFE-ITR), that provides funding to state and local law enforcement agencies to inventory, track, and report sexual assault kits.
- Through the *Postconviction Testing of DNA Evidence* program, over 80,000 cases have been reviewed resulting in 43 exonerations in 13

states. Two exonerations attributed to the program were byproducts rather than direct results of NIJ-funded DNA testing. An additional success was the exoneration of a co-defendant where only one of the defendants filed an exoneration claim. The cumulative amount of time served for all of the exonerees from this program is nearly 885 years.

- Laboratories funded under the *DNA Capacity Enhancement and Backlog Reduction* program have reported processing more than 860,000 cases. From those cases, over 376,000 DNA profiles have been uploaded to CODIS, resulting in more than 144,000 CODIS hits. In addition, more than 3 million database (convicted offender and arrestee) samples have been uploaded resulting in over 47,000 additional hits.
- In FY 2017, NIJ created a new program, the Forensic DNA Laboratory Efficiency Improvement and Capacity Enhancement Program, to further assist DNA laboratories in increasing their capacity and efficiency, as well as decreasing the turnaround time to analyze DNA evidence. This program included four purpose areas: 1) Multidisciplinary analysis of evidence; 2) Building and

DNA Analysis, Capacity Enhancement, and Other Forensic Activities Five Year Budget Authority (\$ in millions)



improving laboratory infrastructure; 3) Implementation and validation of process efficiency projects; and 4) Special projects.

- In FY 2017, NIJ created a new program titled, “Strengthening the Medical-Examiner Coroner System.” Through this program, NIJ supports grants in two focus areas by: 1) supporting forensic pathology fellowships; and, 2) providing resources necessary to achieve accreditation.
- Since 2009, through its core team of scientists, NIJ has supported more than 400 research and development awards related to forensic science resulting in more than 580 scientific publications, 1,300 presentations, and 90 technical reports. In April 2015, NIJ published [*The Impact of Forensic Science Research and Development*](#), which highlights some of the recent successes of the program.

Application and Award History

(\$ in millions)	FY 2015	FY 2016	FY 2017	FY 2018 Request	FY 2019 Request
Amount Available for Funding [^]	\$109.7	\$112.2	\$104.0	\$105.0	\$105.0
Total Funding Awarded	\$106.0	\$103.6	\$104.0	TBD	TBD
Number of Awards	192	211	216	TBD	TBD

[^] For FYs 2015 – 2017, Amount Available for Funding does not include funds used for management and administration, peer review, or other authorized purposes.

For additional information, please visit: [NIJ Forensics](#).

OFFICE OF JUSTICE PROGRAMS
Program Name: Drug Court Grant Program

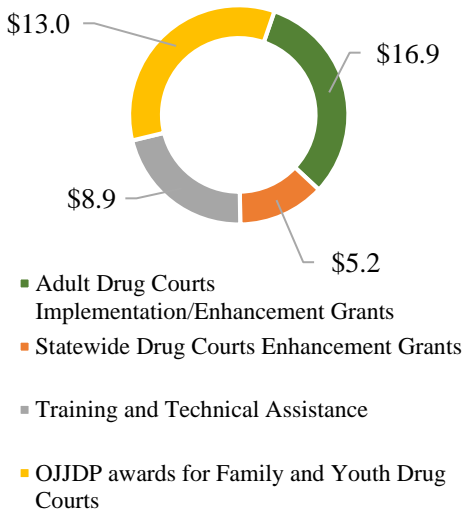
Funding

FY 2019 Request: \$43.0M
 FY 2017 Enacted: \$43.0M

Program Description

Purpose: To help state, local, and tribal jurisdictions develop and implement drug courts that integrate substance abuse treatment, mandatory drug testing, sanctions and incentives, and transitional services in judicially supervised court settings.

FY 2017 Drug Court Activities
 (\$ in millions)



Drug courts are the most researched criminal justice intervention in use today. They have proven to be a solid investment of federal dollars with a 25-year track record of success in diverting drug-addicted individuals from incarceration, reducing their risk of recidivism, and improving public safety and health.

Authorizing Legislation: Created through Department of Justice appropriations acts

First Year of Appropriation: 2013

Administering Agency: Bureau of Justice Assistance (BJA)

Who Can Apply for Funding: States, state courts, local courts, units of local government, and Indian tribal governments.

How Funds Are Distributed: Through a competitive process, awards are made as grants as follows:

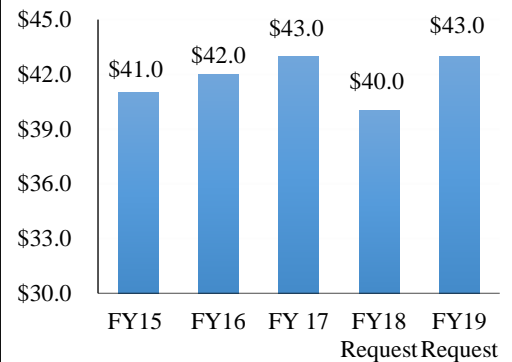
Activity	Award Length	Amounts
Adult Drug Court Implementation Grants	36 months	\$400,000
Adult Drug Court Enhancement Grants	36 months	\$400,000
Statewide Enhancement Grants (Subcategory A)	36 months	Up to \$300,000
Statewide Enhancement Grants (Subcategory B)	36 months	Up to \$1,200,000

Program Goals

The overall goal of the Adult Drug Court Discretionary Grant Program is to equip courts and community supervision systems with the necessary tools and resources utilizing the most current evidence-based practices and principles to intervene with substance abusing participants while preparing them for success in the community.

BJA promotes the timely dissemination of information emerging from the latest research on addiction science, substance use disorder treatment and drug courts through BJA and the National Institute of Justice’s (NIJ) joint [Adult Drug Court Research to Practice \(R2P\) Initiative](#).

Drug Court Program
Five Year Budget Authority
 (\$ in millions)



Accomplishments

NIJ conducted several studies, including a 10-year longitudinal analysis that confirmed the benefits of drug courts. These include reduced recidivism, ranging from 17 to 26 percent, an average savings of \$6,744 per participant, compared with traditional criminal courts. With the results of these findings, BJA's Adult Drug Court Discretionary Grant Program is giving priority consideration to funding drug court applicants that provide a strategy for decreasing the tragic deaths from opioid abuse.

In combating the opioid crisis, a drug court in Buffalo, New York is using BJA funding to implement an innovative triage approach to reduce the risk of overdose deaths. Funding is used for addiction counseling and medical interventions as part of its courts and treatment programs. Since its launch on May 1, 2017, the Buffalo drug court has sent 113 of those arrested to treatment. While nine have left the program because they declined to complete treatment, no deaths have been reported so far, a notable achievement in a county that lost almost 300 people to overdoses in 2016. The court deploys a Rapid Integration Team that links individuals to immediate treatment. With the help of electronic monitoring tools, a licensed counselor conducts clinical assessments and manages the addict. The program is in its early stages, but so far it has been encouraging.

Application and Award History

(\$ in millions)	FY 2015	FY 2016	FY 2017	FY 2018 Request	FY 2019 Request
Amount Available for Funding	\$35.8^	\$37.7^	\$38.6^	\$40.0	\$43.0
Total Funding Awarded ^{1/}	\$23.0	\$24.05	\$22.1	TBD	TBD
Number of Applications	152	129	165	TBD	TBD
Number of awards	63	56	53	TBD	TBD
Percentage of Applications Funded	42%	43%	32%	TBD	TBD

^{1/} Does not include awards for the Veterans Courts Program.

^ Amount does not include funds used for management and administration, peer review, or other authorized purposes.

For additional information, please visit: [BJA Drug Court Discretionary Grant Program](#).

OFFICE OF JUSTICE PROGRAMS

Program Name: Economic, High-tech, White Collar, and Cybercrime Prevention (E-Crime)

Funding

FY 2019 Request:	\$11.0M
FY 2017 Enacted:	\$13.0M

Program Description

Purpose: To enhance the capacity of state, local, tribal, and territorial criminal justice systems to prevent, investigate, respond, and prosecute economic, cyber, and high-tech crimes through specialized training and technical assistance.

These training classes are provided both in a classroom setting and online and are supported by grant funds allowing state, local, tribal, and territorial officers, investigators, and prosecutors to attend the classes at no charge to their agency. These grant funds also provide technical assistance to agencies, upon request, to assist with specific needs or investigative support.

A portion of these funds (approximately \$2.5 million) also supports the Intellectual Property Enforcement Program, whose purpose is to prevent and prosecute intellectual property (IP) crimes by improving the capacity of state and local criminal justice systems. IP crimes include violations of copyrights, patents, trademarks, trade secrets, and other forms of intellectual property both in the United States and abroad.

Authorizing Legislation: Created through Department of Justice appropriations acts

First Year of Appropriation: 2008

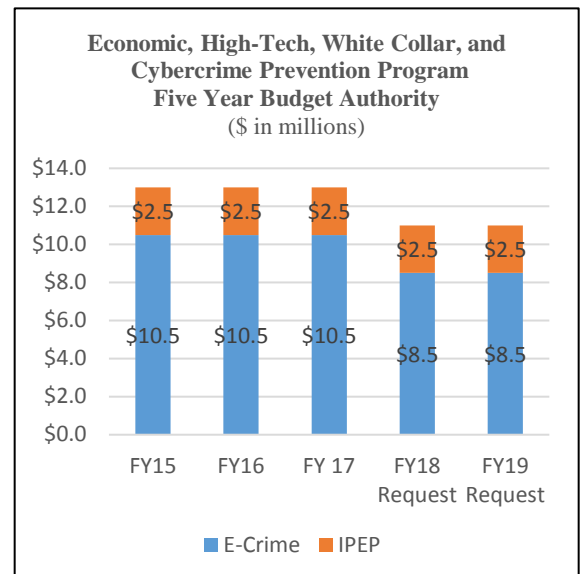
Administering Agency: Bureau of Justice Assistance (BJA)

Who Can Apply for Funding: Nonprofit or for-profit organizations and institutions of higher education, tribal jurisdictions, and units of local government. For-profit organizations must agree to forgo any profit or management fee. Applicants must demonstrate the capacity to provide training and technical assistance nationwide.

How Funds are Distributed: Through a competitive process, awards are made as grants with the amount determined based on funds available and are for a 12-month project period. Supplemental awards may be made based on the availability of funding, strategic priorities, assessment of the quality of the management of the award (for example, timeliness and quality of progress reports), and assessment of the progress of the work funded under the award.

Program Goals

- Ensure that small and underserved law enforcement agencies in rural and remote jurisdictions benefit from the trainings.
- Increase the number of online classes to reduce costs for officers to receive training.
- Support locations participating in the National Public Safety Partnership.
- As the amount of digital evidence continues to grow exponentially, encourage law enforcement and prosecutors to work closely together to address the growing use of technology needed for collecting or producing such evidence in connection with preventing economic, high-tech, or internet crime.



Accomplishments

In FY 2017:

- 12,070 students completed online training classes. There are currently 29 online classes available (7 new online classes developed during this year).
- 3,305 students attended 167 classroom trainings presented in cyber, financial, intelligence analysis, and intellectual property crime.
- 3 webinars presented, 4 cyber articles on emerging cell phone apps developed, and 3 fraud white papers developed.
- 233 resolved onsite and offsite technical assistance requests in cyber, financial, intelligence analysis, and intellectual property crime.

Application and Award History

(\$ in millions)	FY 2015	FY 2016	FY 2017	FY 2018 Request	FY 2019 Request
Amount available for E-Crime (<i>after IPEP carve-out</i>)	\$9.2 [^]	\$9.5 [^]	\$8.8 [^]	\$11.0	\$11.0
Total Funding Awarded	\$6.0	\$8.6	\$8.7	TBD	TBD
Number of Applications	10	2 ^{1/}	1	TBD	TBD
Number of Awards	1	2	1	TBD	TBD
Percentage of Applications Funded	10%	N/A	100%	TBD	TBD

^{1/} Supplemental awards were made.

[^] Amount does not include funds used for management and administration, peer review, or other authorized purposes.

For additional information, please visit: the [National White Collar Crime Center](#), the [High-Tech Crime Investigation](#) website, or the [IACP Law Enforcement Cyber Center](#).

OFFICE OF JUSTICE PROGRAMS

Program Name: Girls in the Juvenile Justice System

(Also known as the National Girls Initiative)

Funding

FY 2019 Request: [\$2.0M]

FY 2017 Enacted: [\$2.0M]


Since FY 2016, this program has been a carve-out of the Delinquency Prevention Program.

Program Description

Purpose: To provide programming specific to the needs of girls in the juvenile justice system through responses and strategies that consider gender and the special needs of girls, including trauma informed screening, assessment, and care.

Activities are designed to increase knowledge regarding “what works” for girls at risk of involvement or already involved in the juvenile justice system.

The National Girls Initiative provides grants that support community-based prevention and diversion programs for status-offending girls, school-based programs for high-risk elementary



and middle-school girls, mentoring programs specifically for girls, girls’ group homes, and dedicated probation officers.

Authorizing Legislation: Department of Justice appropriations acts.

First Year of Appropriation: 2014

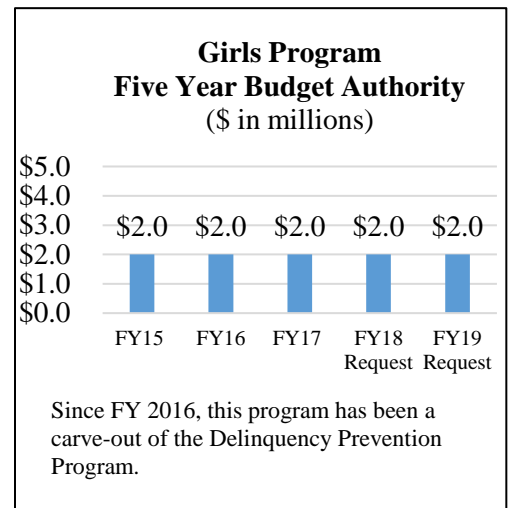
Administering Agency: Office of Juvenile Justice and Delinquency Prevention (OJJDP)

Who Can Apply for Funding: States, territories, units of local government, federally recognized tribal governments, nonprofit and for-profit organizations (including tribal organizations), and institutions of higher education (including tribal institutions of higher education). For-profit organizations must agree to waive any profit or fees for services.

How Funds are Distributed: Through a competitive process, awards are made in the form of grants for up to 36 months.

Program Goals

- Integrate family, community, and systems of care (e.g. mental health);
- Promote healing from trauma caused by physical and sexual abuse;
- Promote the personal development of girls’ individual strengths; and
- Promote the placement of girls that do not pose a public safety risk in non-residential treatment facilities close to their homes and provide small gender-responsive, culturally competent residential facilities for girls who do pose a public safety risk.



Accomplishments

Through the National Girls Initiative, OJJDP:

- Made Innovation Awards to three Girls Coalitions (Iowa Commission on the Status of Women, Connecticut Juvenile Justice Alliance, and the San Francisco Alliance for Girls) to:
 - Collaborate with state juvenile justice specialists, state advisory groups, local governments, and tribal councils to develop community-based, gender-specific, trauma-informed programs for girls in their states and localities;
 - Reduced arrests and detention for girls for status offenses, violation of protection orders or warrants and other technical violations, simple assault, domestic violence, and domestic minor sex trafficking; and
 - Implemented gender-specific, culturally-responsive, trauma informed services for girls.
- Created a public/private partnership with the NoVo Foundation to support four additional Girls Coalitions (Hawaii Girls Court, Southwest Key, National Compadres, and Pittsburgh Center for Law and Justice).

Application and Award History

(\$ in millions)	FY 2015	FY 2016	FY 2017	FY 2018 Request	FY 2019 Request
Amount Available for Funding	\$1.7 [^]	\$1.8 ^{*^}	\$1.7 ^{*^}	\$2.0 [*]	\$2.0 [*]
Total Funding Awarded	\$1.7	\$1.8	\$1.7	TBD	TBD
Number of Applications	8	3	6	TBD	TBD
Number of Awards	7	3	6	TBD	TBD
Percentage of Applications Funded	88%	100%	100%	TBD	TBD

[^] Amount for programs minus funds used for management and administration, peer review, or other authorized purposes.

^{*} Since FY 2016, this program has been a carve-out of the Delinquency Prevention Program.

For additional information, please visit: [OJJDP Girls Delinquency](#).

OFFICE OF JUSTICE PROGRAMS

Program Name: Harold Rogers Prescription Drug Monitoring Program (PDMP)

Funding

FY 2019 Request: \$12.0M
 FY 2017 Enacted: \$14.0M

Program Description

Purpose: To prevent prescription drug abuse.

Grant funds can be used by state, local, and federally recognized tribal governments to plan, implement, enhance, or evaluate Prescription Drug Monitoring Programs (PDMPs).

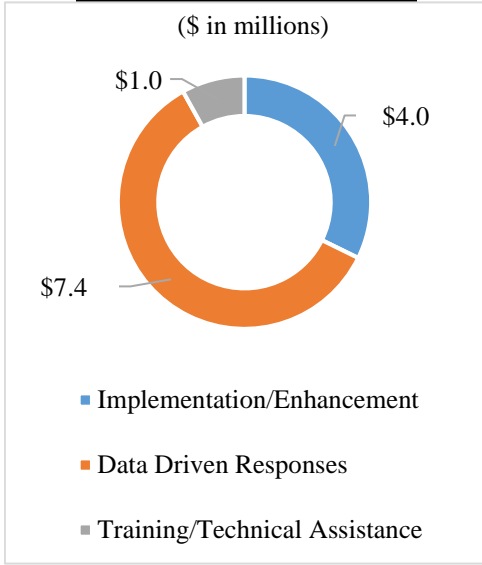
The grant program builds the capacities of regulatory and law enforcement agencies, as well as public health officials, to collect and analyze prescription data through a centralized database administered by an authorized state agency.

Authorizing Legislation: Created through Department of Justice appropriation acts.

First Year of Appropriation: 2002

Administering Agency: Bureau of Justice Assistance (BJA)

FY 2017 Activities Chart



Who Can Apply for Funding and How Funds are Distributed:

Activity	Who Can Apply for Funding	Award Type	Amounts
Implementation and Enhancement	State governments with legislation to support a PDMP	Grants	Up to \$500k for 24 months
Multidisciplinary Teams	States and units of local governments with operational PDMPs	Grants	Up to \$500k for 24 months

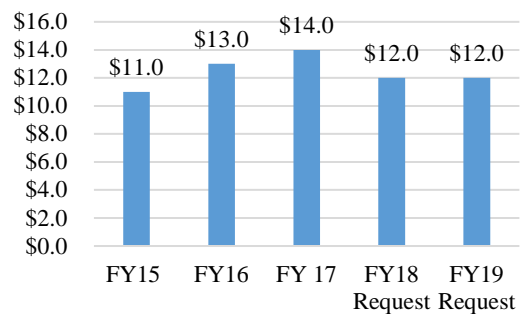
Program Goals

1. Reduce prescription drug abuse through interagency collaboration and analysis of PDMP data.
2. Reduce the variations that exist in the type of information collected, who is allowed to access the data, and the requirements for use and reporting.
3. Promote interstate PDMP information sharing and the development of inter-operable PDMP systems.

Accomplishments

- PDMPs are operational in every state, Guam, and the District of Columbia, although Missouri is not fully operational statewide.

**Prescription Drug Monitoring Program
 Five Year Budget Authority**
 (\$ in millions)



- Forty-four states¹ are currently able to exchange prescription data with each other. In some instances, data sharing may be limited to a single neighboring state. In other instances, data sharing may span states within a specific region.
- Mandatory enrollment summary as of October 2017:
 - 23 states have mandatory enrollment requirements for prescribers and dispensers²;
 - 8 states have mandatory enrollment requirements for prescribers only³;
 - 2 states have mandatory enrollment requirements for dispensers only⁴; and
 - 19 states have no mandatory enrollment.
- Mandatory use summary as of October 2017:
 - 14 states have mandatory use requirements for prescribers and dispensers in certain circumstances⁵;
 - 26 states and territories have mandatory use requirements for prescribers only in certain circumstances⁶; and
 - 12 states have no mandatory use requirement.

Application and Award History

(\$ in millions)	FY 2015	FY 2016	FY 2017	FY 2018 Request	FY 2018 Request
Amount Available for Funding	\$9.6 [^]	\$11.7 [^]	\$12.6 [^]	\$12.0	\$12.0
Total Funding Awarded	\$9.6	\$11.2	\$12.4	TBD	TBD
Number of Applications	35	23	45	TBD	TBD
Number of Awards	19	21	24	TBD	TBD
Percentage of Applications Funded	54%	91%	53%	TBD	TBD

[^] Amount does not include funds used for management and administration, peer review, or other authorized purposes.

For additional information, please visit: [Prescription Drug Monitoring Program; see Category 5.](#)

¹ States with the capacity to participate in interstate data sharing include Alabama, Alaska, Arizona, Arkansas, Colorado, Connecticut, Delaware, District of Columbia, Florida, Georgia, Idaho, Iowa, Illinois, Indiana, Kansas, Kentucky, Louisiana, Maryland, Maine, Massachusetts, Michigan, Minnesota, Mississippi, Montana, Nebraska, New Hampshire, New Mexico, New York, North Dakota, New Jersey, Nevada, Ohio, Oklahoma, Pennsylvania, Rhode Island, South Carolina, South Dakota, Tennessee, Texas, Utah, Vermont, Virginia, Wisconsin, and West Virginia.

² States/territories with mandatory enrollment requirements for prescribers and dispensers include Alaska, Arizona, Arkansas, California, Connecticut, Delaware, Idaho, Illinois, Kentucky, Maryland, Minnesota, Mississippi, New Hampshire, New Jersey, New Mexico, Ohio, Rhode Island, South Dakota, Tennessee, Texas, Vermont, Virginia, and West Virginia.

³ States/territories with mandatory enrollment requirements for prescribers only include Alabama, Colorado, Georgia, Louisiana, Maine, Massachusetts, Nevada, and Utah.

⁴ States/territories with mandatory enrollment requirements for dispensers only include Guam and North Carolina.

⁵ States with mandatory use requirements (in some circumstances) for prescribers and dispensers include Alaska, Delaware, Louisiana, Maine, Maryland, New Jersey, North Carolina, North Dakota, Ohio, Oklahoma, Pennsylvania, Tennessee, Utah, and Vermont.

⁶ States with mandatory use requirements for prescribers include Alabama, Arizona, Arkansas, California, Colorado, Connecticut, Georgia, Guam, Florida, Indiana, Kentucky, Massachusetts, Michigan, Minnesota, Mississippi, Nevada, New Hampshire, New Mexico, New York, Rhode Island, South Carolina, Texas, Virginia, Washington, West Virginia, and Wisconsin.

OFFICE OF JUSTICE PROGRAMS

Program Name: Improving Youth Access to Justice Program (also known as the Improving Juvenile Indigent Defense Program)

Funding

FY 2019 Request: \$2.5M
FY 2017 Enacted: \$2.0M



Figure 1: From DC Public Defender Service (<http://www.pdsdc.org/>)

Program Description

Purpose: To assess and improve access to high quality juvenile defense and reentry legal services for juveniles in the U.S.

This program provides funding and other resources to:

- Help states and tribes develop effective, well-resourced model juvenile defense delivery systems with standards of practice and policy for their effective management; and
- Provide cost-effective and innovative training for the juvenile defense bar, including court-appointed counsel, particularly in rural, remote and underserved areas.

Authorizing Legislation: Created through Department of Justice appropriations acts

First Year of Appropriation: 2015

Administering Agency: Office of Juvenile Justice and Delinquency Prevention (OJJDP)


Who Can Apply for Funding and How Funds are Distributed: Through a competitive process, awards are made as follows:

Category	Who Can Apply for Funding	Award Type	Award Amounts	Award Period
Planning Grants	States, territories, units of local government, and federally recognized tribal governments	Grant	Up to \$125K	12 months
Defender Resource Centers	Non-profit and for-profit organizations, and institutions of higher education. Includes tribal organizations and institutions of higher education. For-profit organizations must agree to forgo any profit or management fee.	Cooperative Agreement	Up to \$500K	36 months
Training & Technical Assistance		Cooperative Agreement	Up to \$1.28M	24 months

Program Goals

- Promote multi-agency, cross-disciplinary collaboration among critical stakeholders to plan and implement system-wide juvenile defense reforms. Stakeholders include those in the juvenile justice system as well as schools, mental health professionals, community advocates, youth and family serving organizations, and policy makers at the state and local level.
- Promote education and technical assistance for juvenile defense professionals on adolescent development, trauma-informed care, appellate and post-disposition advocacy, and other critical topics impacting the effective assistance of counsel.

Improving Juvenile Indigent Defense Program Five Year Budget Authority (\$ in millions)



*In FY 2015, this program was a carve-out under Byrne Justice Assistance Grants (JAG) Program.

Accomplishments

- Georgetown University launched a Rural Ambassadors program to incentivize rural attorneys to specialize in juvenile defense and empower juvenile defenders in isolated areas to take a leadership role in improving the quality of juvenile defense in their counties. The Rural Ambassadors complete 12 months of training, as well as a policy, training, or community-building project in their home jurisdiction.
- The Colorado Juvenile Defender Center is conducting the first assessment of a tribal juvenile defense delivery system.
- In FY 2015, four planning grantees - Delaware, Indiana, Kentucky, and Washington - finalized statewide strategic juvenile defense reform plans and competed for implementation funding. In FY 2016, Delaware and Indiana were selected to begin implementation of their strategic plans.
- The National Juvenile Defender Center (NJDC), the training and technical assistance provider funded through this program, accomplished the following:
 - Developed assessment and planning tools and materials and provided the four planning grantees with intensive training and technical assistance throughout the statewide reform planning phase;
 - Expanded the Juvenile Training Immersion Program for defenders to include a Reentry module;
 - Developed and disseminated a series of educational resources and materials to educate juvenile defense system professionals and other key stakeholders about the national crisis in juvenile defense; and
 - Provided assistance to individual defenders, defender offices, and regional juvenile defender resource centers.

Application and Award History

(\$ in millions)	FY 2015	FY 2016	FY 2017	FY 2018 Request	FY 2019 Request
Amount Available for Funding	\$2.2*^	\$2.3^	\$1.8^	\$2.5	\$2.5
Total Funding Awarded	\$2.2	\$2.3	\$1.6	TBD	TBD
Number of Applications	12	6	21	TBD	TBD
Number of Awards	8	3	2	TBD	TBD
Percentage of Applications Funded	67%	50%	10%	TBD	TBD

^ Amount does not include funds used for management and administration, peer review, or other authorized purposes.

* In FY 2015, this program was a carve-out under Byrne Justice Assistance Grants (JAG).

For additional information, please visit: <http://www.ojdp.gov/>.

OFFICE OF JUSTICE PROGRAMS

Program Name: Justice and Mental Health Collaboration Program

Funding

FY 2019 Request: \$10.0M
 FY 2017 Enacted: \$12.0M

Program Description

Purpose: To improve public safety and health through system-wide responses to people with mental illnesses in the criminal justice system. This program provides support to state, local, and tribal governments to develop and implement strategies that bring together criminal justice, social services, and public health agencies.

Authorizing Legislation: Mentally Ill Offender Treatment and Crime Reduction Reauthorization and Improvement Act of 2008 (Public Law 110-416), as amended (codified at 34 U.S.C. § 10651(o))

First Year of Appropriation: 2006

Administering Agency: Bureau of Justice Assistance (BJA)

Who Can Apply for Funding: States, units of local government, federally recognized Indian tribes, and tribal organizations.

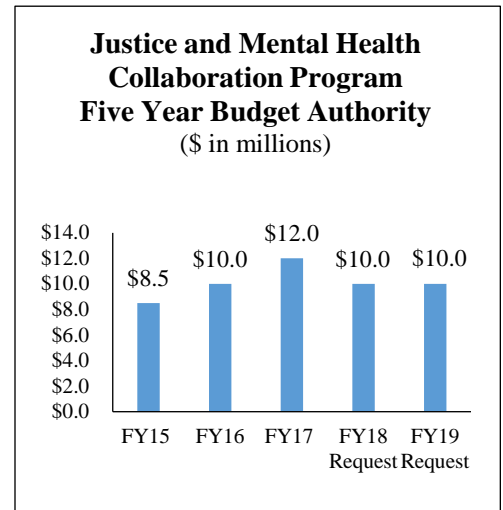
How Funds Are Distributed: Through a competitive process, awards are made as grants as follows:

Activity	Award Period	Amounts (Up to)
Collaborative County Approaches – (Analysis and Planning)	24 months	\$200,000
Strategic Planning for Law Enforcement and Mental Health	12 months	\$75,000
Implementation and Expansion	24 months	\$300,000

Federal funds may cover no more than 80 percent of the total project costs. Grantees must match the other 20 percent.

Program Goals

To support innovative cross-system collaboration for individuals with mental illnesses or co-occurring mental health and substance abuse disorders who encounter the justice system. BJA emphasizes strategies that improve the outcomes of the target population such as universal screening and assessment, comprehensive law enforcement diversion strategies, and appropriate resource allocation and program placement for treatment and supervision, based on risk level and needs. This includes data analyses that reduce violence, arrest, incarceration, homelessness, and hospitalization of people with mental illnesses.



Accomplishments

- In FY 2016, BJA launched the [Police-Mental Health Collaboration Toolkit](#) to provide law enforcement agencies and their communities a web-based resource to learn, design, train, manage, and maintain a collaborative strategy that improves an officer’s ability to respond appropriately and safely to people with mental illnesses. This toolkit has received 36,189 page views since its launch and generated inquiries from local law enforcement agencies, clinicians, and even agencies outside the U.S.
- In FY 2017, BJA supported the development of a National Crisis Intervention Training (CIT) Curriculum: “Effective Community Responses to Mental Health Crisis: A National Curriculum for Law Enforcement.” The training is customizable to local communities. The curriculum is currently undergoing a final pilot and will be available in the spring of 2018.

- In FY 2017, BJA continued to support and grow [The Stepping Up Initiative](#) to reduce the number of people with mental illnesses in jails. As a direct result of this initiative, 400 counties, representing 43 states, have passed resolutions to develop actionable plans to achieve county and state system changes. To guide this effort, in January 2017, BJA developed and released [the major publication, Six Questions County Leaders Need to Ask](#).
- Also in 2017, nine states hosted state-wide summits bringing together teams representing key decision-makers in each community, including elected leaders, jail administrators, law enforcement officials, judges, and others with the ultimate goal of establishing a system-wide plan to shrink the population of incarcerated people with mental illnesses.

Application and Award History

(\$ in millions)	FY 2015	FY 2016	FY 2017	FY 2018 Request	FY 2019 Request
Amount Available for Funding	\$7.4^	\$8.8^	\$10.7^	\$10.0	\$10.0
Total Funding Awarded	\$7.4	\$8.5	\$7.0	TBD	TBD
Number of Applications	172	133	131	TBD	TBD
Number of awards	31	33	31	TBD	TBD
Percentage of Applications Funded	18%	25%	24%	TBD	TBD

^ Amount does not include funds used for management and administration, peer review, or other authorized purposes.

For additional information, please visit: [Justice and Mental Health Collaboration Program](#).

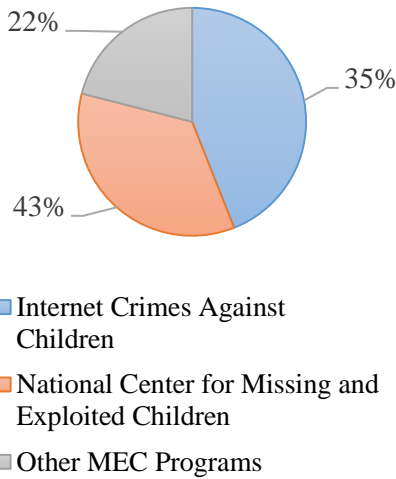
OFFICE OF JUSTICE PROGRAMS

Program Name: Missing and Exploited Children Program

Funding

FY 2019 Request: \$72.0M
 FY 2017 Enacted: \$72.5M

FY 2017 Activities Chart



Program Description

Purpose: To support and enhance the response to missing children and their families. Funds support:

1. Internet Crimes Against Children Program – to enhance the investigative response to technology facilitated crimes against children (including a hiring program for wounded veterans);
2. National Center for Missing and Exploited Children – to enhance information sharing among regional nonprofit organizations and state missing children clearinghouses as well as law enforcement agencies;
3. AMBER Alert Program – a partnership between law enforcement agencies, broadcasters, transportation agencies, and the wireless industry, to activate urgent bulletins in the most serious child-abduction cases; and
4. Other Missing and Exploited Children program activities – to support training and technical assistance, research, and other activities, such as mentoring for child victims of child sex trafficking and National Missing Children's Day.

Authorizing Legislation: 34 U.S.C. § 20504(f); 34 U.S.C. § 21117(a);

34 U.S.C. § 11297(a)

First Year of Appropriation: 1984

Administering Agency: Office of Juvenile Justice and Delinquency Prevention (OJJDP)


Who Can Apply for Funding: Public agencies, including state agencies, units of local government (including federally recognized Indian tribal governments), public universities and colleges, and nonprofit and for-profit organizations (including faith-based, tribal, and community organizations). For-profit organizations must agree to forgo any profit or management fee. The only exception is the National Center for Missing and Exploited Children, which is by invitation only.

How Funds are Distributed: Awards are made through a competitive process for 12-month periods. Based on the availability of funds and determination of successful performance, OJJDP may provide continuation funding for as many as two additional 12-month increments. Award amounts vary by program. See [OJJDP Award Information](#) for more information.

Program Goals

- Disseminate best practices and cutting-edge information and technology (via training and technical assistance) to investigators, prosecutors, child protection agencies, children’s advocacy centers, and service providers on how to respond to missing child and/or child exploitation issues.
- Assist state, local, and tribal governments as well as non-governmental organizations in developing a multidisciplinary response to child victimization issues.

Missing and Exploited Children Program Five Year Budget Authority (\$ in millions)



Accomplishments

- Since the program's establishment in 1984, the National Center for Missing and Exploited Children has assisted in the recovery of more than 262,700 missing children.
- To date, the AMBER Alert program has been credited with the successful rescue of 897 children. Wireless Emergency Alert messages are credited for the successful rescue of 45 of those children. In FY 2017, 96% of children featured in AMBER Alert were recovered within 72 hours.
- In FY 2017, Internet Crimes Against Children task forces, which cover all 50 states, conducted more than 63,527 investigations resulting in the arrest of more than 9,700 individuals. Missing and Exploited Children Program funds support the task forces and training and technical assistance.

Application and Award History

(\$ in millions)	FY 2015	FY 2016	FY 2017	FY 2018 Request	FY 2019 Request
Amount Available for Funding	\$60.0^	\$64.9^	\$65.4^	\$72.0	\$72.0
Total Funding Awarded	\$59.4	\$64.9	\$65.4	TBD	TBD
Number of Applications	85	162	127	TBD	TBD
Number of Awards	84	90	81	TBD	TBD
Percentage of Applications Funded	99%	56%	64%	TBD	TBD

^ Amount of appropriation minus funds used for management and administration, peer review, or other authorized purposes.

For additional information, please visit: amberalert.gov, icactaskforce.org, or missingkids.com.

OFFICE OF JUSTICE PROGRAMS

Program Name: National Crime Statistics Exchange Initiative (NCS-X)

Funding: Since FY 2015, BJS has obligated \$49.7 M for NCS-X activities. Most of this amount has provided direct funding to state and local law enforcement agencies. Remaining funds have supported training and technical assistance as well as the development of statistical estimation procedures.

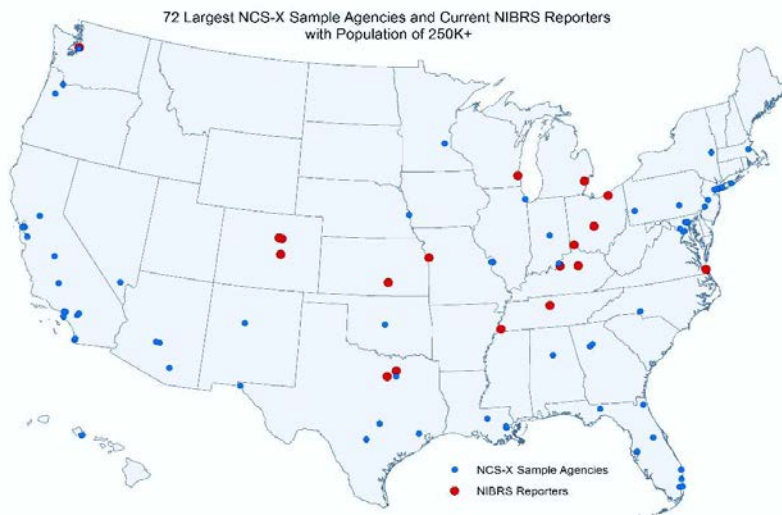
Note: Includes funds from the Criminal Justice Statistics Program (BJS base), FBI automation funds, and transfers from other federal

Program Description

Purpose: To provide law enforcement, policymakers, and criminal justice planners the most detailed nationally-representative crime statistics possible to support crime reduction and public safety initiatives and interventions.

The Bureau of Justice Statistics (BJS) and the Federal Bureau of Investigation (FBI) have partnered on NCS-X to increase the number of law enforcement agencies reporting detailed crime data to the FBI's National Incident-Based Reporting System (NIBRS). NCS-X is enrolling an additional 400 scientifically-selected agencies to report to NIBRS, including all of the largest agencies in the U.S.

Once data from the 400 NCS-X agencies are combined with the nearly 6,900 current NIBRS-reporting agencies, the U.S. will be able to produce detailed national estimates of crime. This includes detailed descriptions of crime in all of the largest cities of the U.S. and the detailed national measures of crime and arrest needed by today's law enforcement professionals, policymakers, and the public.



The 400 law enforcement agencies targeted for enrollment in NCS-X include all of the largest state, county, and municipal agencies in the U.S., highlighted in blue on the map. The red dots show the large agencies currently reporting NIBRS data. Once the NCS-X agencies report data to NIBRS, *the Nation will have detailed crime information from law enforcement agencies that serve an estimated two-thirds of American citizens, and from which national estimates can be accurately developed.*

Authorizing Legislation: The Justice Systems Improvement Act of 1979

First Year of Appropriation: The program was initiated in FY 2012 and supported by funds from the BJS Criminal Justice Statistics Program. Additional funding in FY 2016 and FY 2017 was provided by the FBI.

Administering Agency: Bureau of Justice Statistics (BJS)

Who Can Apply for Funding:

- 1) State UCR Program agencies to establish a NIBRS reporting component or to expand an existing program to include additional law enforcement agencies in the state; and
- 2) Eligible local law enforcement agencies included in the NCS-X sample of 400 agencies, as indicated in the title pages and appendices of the NCS-X Implementation Assistance Program solicitations.

Accomplishments

- To date, NCS-X has awarded funding to 25 state Uniform Crime Reporting (UCR) Programs to establish the data infrastructure required to support NIBRS. BJS focused on state UCR programs first because they:
 - Certify agencies in their state for adherence to NIBRS standards;
 - Validate the data for errors before submitting to the FBI;
 - Train local law enforcement agencies in their state on proper reporting procedures; and
 - Audit their local agencies to ensure they are following reporting requirements.
- NCS-X has awarded funding to 24 large and 10 small and medium local law enforcement agencies to transition to NIBRS.
- In a [joint statement of support](#) in September 2015, the IACP, along with the Major Cities Chiefs Association, the National Sheriffs Association, and the Major County Sheriffs Association, endorsed the NCS-X program and the overall expansion of NIBRS among local law enforcement agencies.
- In February 2016, the FBI announced the transition to a NIBRS-only data collection by January 1, 2021, and the FBI will partner with BJS on the NCS-X Initiative as the first step in the broader transition process.
- The NCS-X Executive Steering Committee has met quarterly to review program design and implementation decisions to ensure the maximum benefit to state and local agency participants and key stakeholders.

Application and Award History

(\$ in millions)	FY 2015	FY 2016	FY 2017	FY 2018 Request	FY 2019 Request
Amount Appropriated	\$0	\$0	\$5.0	\$0	\$0
Total Funding Awarded*	\$7.4M	\$25.7M	\$16.6M	TBD	TBD
Number of Applications	15	30	25	TBD	TBD
Number of awards	14	26	20	TBD	TBD

* Funding for NCS-X in FY 2015 came from BJS base funds as well as a transfer from the Office for Victims of Crime. Funding for FY 2016 and FY 2017 came from a transfer from the FBI. Also in FY 2017, NCS-X was funded as a \$5 million carveout from the BJS Base appropriation.

For additional information, please visit: [National Crime Statistics Exchange](#).

OFFICE OF JUSTICE PROGRAMS

Program Name: National Criminal History Improvement Program (NCHIP)

Funding

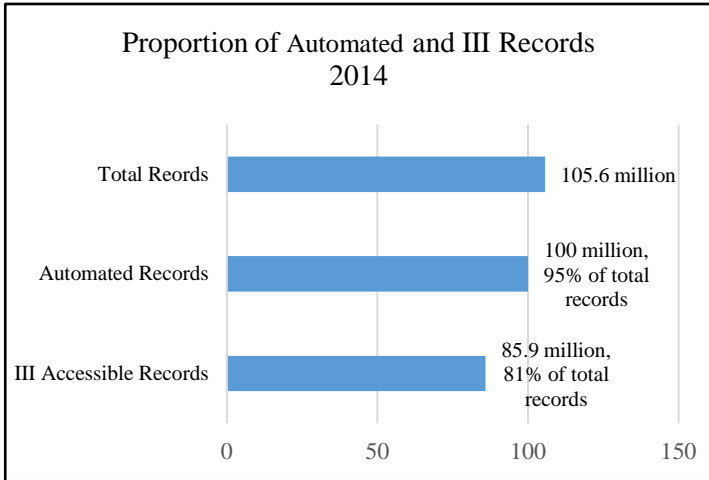
FY 2019 Request: \$53.0M
 FY 2017 Enacted: \$48.0M

Program Description

Purpose: To support states and federally recognized Indian tribes to enhance the quality, completeness, and accessibility of criminal history record information and ensure the nationwide implementation of effective criminal justice and noncriminal justice background check systems to improve the nation's safety and security. The Attorney General recently affirmed that “the National Instant Criminal Background Check System is critical for us to be able to keep guns out of the hands of those that are prohibited from owning them.”

Authorizing Legislation: The Crime Identification Technology Act of 1998 (CITA), Pub. L. No. 105-251, 112 Stat.1871 (1998), codified at 34 USC Section 40301 et seq. as well as several other statutory provisions.ⁱ

First Year of Appropriation: 1995



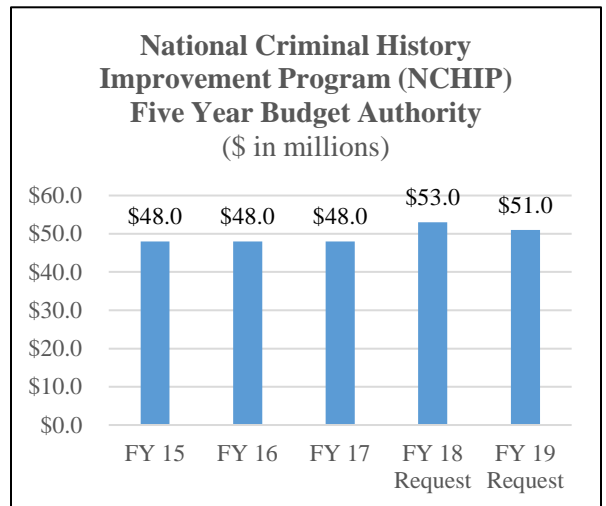
Administering Agency: Bureau of Justice Statistics (BJS)

Who can Apply for Funds: States and federally recognized Indian tribes. Only the agency designated by the governor to administer the NCHIP program can apply from each state.

How Funds are Distributed: The distribution of NCHIP funding is competitively awarded based on need rather than population or other formula-based methodology. Awards are made for up to 18 months. Funds are also allocated for national initiatives.

Program Goals:

1. Support the replacement of old and outdated criminal record systems so states and tribes can electronically contribute critical information such as fingerprint-based arrests, prosecutor and court dispositions, and protection orders, using modern well-functioning systems to ensure accurate, timely, and complete records.
2. Support the integration of systems to improve access to and exchange of information among criminal justice agencies, including law enforcement, courts, prosecutors, and corrections.
3. Support the development of comprehensive data for background checks on persons employed or licensed for sensitive positions such as in airports, government facilities, law enforcement agencies, or with vulnerable populations including children, the elderly, or the disabled.



2017 Accomplishments

- **Increased participation in Interstate Identification Index (III):** Since 1993, the number of states participating in the FBI's Interstate Identification Index (III) grew from 26 to all 50 states and the District of Columbia. There are over 91 million fingerprint-supported criminal history records accessible through III and available at the time of a background check. An average of 30 million of such exchanges occur monthly for criminal justice and noncriminal justice purposes.
- **National Instant Criminal Background Check System (NICS):** Developed, in part, through NCHIP funding, the NICS now supports over 23 million record checks annually at the presale stage of firearms purchases. The number of electronically available records checked at the time of a firearm background check was nearly 96 million at yearend 2016, the latest data available from the FBI.
- **Domestic Violence and Protection Orders:** States can submit data and flag criminal history records showing convictions for domestic violence or protection orders against people. All 50 states, the District of Columbia, and two territories are submitting records of active protection orders to the NCIC Protection Order File. As of September 30, 2017, the NCIC Protection Order file contained over 1.7 million active orders. An additional 69,000 protection orders were available for firearm-related background checks in the NICS Indices.

Application and Award History

(\$ in millions)	FY 2015	FY 2016	FY 2017	FY 2018 Request	FY 2019 Request
Amount Appropriated	\$48.0	\$48.0	\$48.0	\$53.0	\$51.0
Total Funding Awarded	\$34.2	\$33.9	\$31.9	TBD	TBD
Number of Applications	39	42	43	TBD	TBD
Number of Awards	38	39	41	TBD	TBD

* The Bureau of Justice Assistance transferred funds to BJS to supplement FY 2013 awards.

For additional information, please visit: [National Criminal History Improvement Program \(NCHIP\)](#).

ⁱ The NCHIP program implements the grant provisions of: (1) The Crime Identification Technology Act of 1998 (CITA), Pub. L. No. 105-251, 112 Stat.1871 (1998), codified at 34 USC Section 40301 et seq.; (2) The Brady Handgun Violence Prevention Act (Brady Act), Pub. L. No. 103-159, 107 Stat.1536 (1993), codified as amended at 18 U.S.C. Section 921 et seq.; (3) The National Child Protection Act of 1993 (NCPA), Pub. L. No. 103-209, 107 Stat. 2490 (1993), codified as amended at 42 U.S.C. Sections 3759, 5101 note, 5119, 5119a, 5119b, 5119c; (4) those provisions of the Omnibus Crime Control and Safe Streets Act of 1968 (Omnibus Act), Pub. L. No. 90-351, 82 Stat. 197 (1968), codified as amended at 42 U.S.C. Section 3711 et seq., as amended; and the Violent Crime Control and Law Enforcement Act of 1994 (Violent Crime Control Act), Pub. L. No.103-322, 108 Stat. 1796 (1994), codified as amended at 42 U.S.C. Section 13701 et seq.; which pertain to the establishment, maintenance, analysis, or use of criminal history records and criminal record systems; (5) relevant requirements of the Jacob Wetterling Crimes Against Children and Sexually Violent Offender Registration Act, Pub. L. No. 103-322, 108 Stat. 2038, Megan's Law, Pub. L. No. 104-145, 110 Stat. 1345, and the Pam Lychner Sexual Offender Tracking and Identification Act of 1996, Pub. L. No. 104-236, 110 Stat. 3093; and Title 1 of the Adam Walsh Child Protection and Safety Act of 2006, Pub L. 109-248; (6) the Victims of Trafficking and Violence Protection Act of 2000, Pub. L. No. 106-386, 114 Stat. 1464 (2000), and related laws pertaining to the identification, collection, analysis and interstate exchange of records relating to domestic violence and stalking (including protection orders); (7) The Violence Against Women Act of 1994, codified as amended at 42 U.S.C. Section 14031 et seq.; (8) The Violence Against Women and Department of Justice Reauthorization Act of 2005, Pub. L. No. 109-162, 119 Stat 2960 (2006); and (9) relevant requirements of the Tribal Law and Order Act, Pub. L. No. 111-211, 124 Stat 2299, Section 251(b)(1) (2010).

OFFICE OF JUSTICE PROGRAMS

Program Name: National Instant Criminal Background Check System (NICS) Act Record Improvement Program (NARIP)

Funding

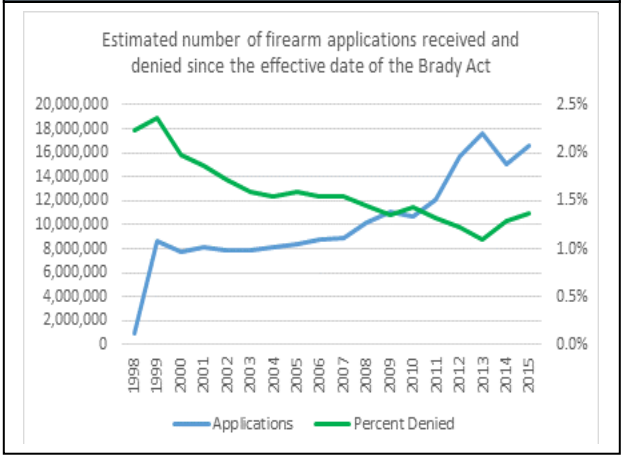
FY 2019 Request: \$10.0M
 FY 2017 Enacted: \$25.0M

Program Description

Purpose: To support states and federally recognized tribes in their efforts to improve the completeness, automation, and transmittal of disqualifying records to state and federal background-check systems. The automation of records also reduces delays for law-abiding gun purchasers and keeps guns out of the hands of those prohibited by federal or state law from purchasing or possessing firearms. The Attorney General recently affirmed that “the National Instant Criminal Background Check System is critical for us to be able to keep guns out of the hands of those that are prohibited from owning them.”

Authorizing Legislation: The National Instant Criminal Background Check System (NICS) Improvement Amendments Act of 2007, Pub. L. 110-180, codified at 34 USC 40192 et seq.

First Year of Appropriation: 2008



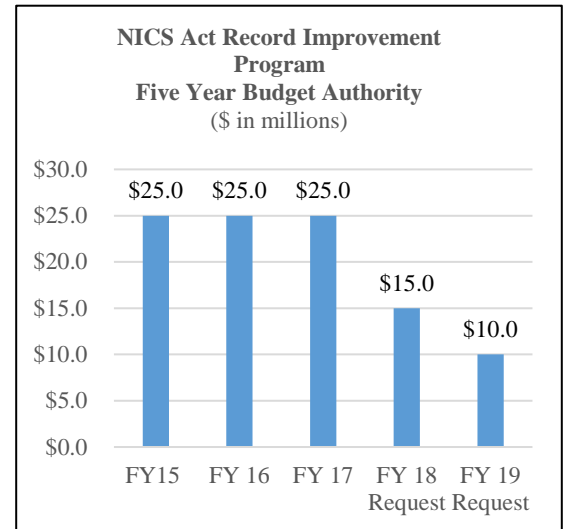
Administering Agency: Bureau of Justice Statistics (BJS)

Who can Apply for Funding: States that are able to provide a reasonable estimate of records subject to the NICS Improvement Amendments Act’s (NIAA) completeness requirements to the Attorney General. The state must also implement a program permitting persons who have had firearm purchase rights restricted for mental health reasons to have such rights restored. This program must be approved by the Bureau of Alcohol, Tobacco, Firearms and Explosives (ATF) to be eligible for funding. Federally recognized Indian tribes are also eligible applicants.

How Funds are Distributed: Awards are made as cooperative agreements for up to 24-month project periods. BJS provides funding based on need and the extent to which the projects address program priorities.

Program Goals

Support state and tribal efforts to increase automation and transmittal of domestic violence-related records (convictions for misdemeanor crimes of domestic violence and restraining or protection orders) and records on prohibiting mental health adjudications and commitments to state and federal repositories.



Accomplishments

- State-submitted records in the NICS Indices have increased over 645%, from just over 1.1 million records in January 2008, to over 8.2 million records at the end of fiscal year 2017.
- State submission of *mental health records* has increased more than 10-fold, from about 405,000 records in the beginning of 2008 to 4.8 million records as of September 2017.
- BJS has funded the development of reports on state progress in record reporting to NICS to include: [Mental Health Submissions](#), [Protection Orders](#), [Fingerprint Processing Advances Improve Background Checks](#), [Misdemeanor Crimes of Domestic Violence](#), [Fugitives from Justice](#), and [Unlawful Drug Users](#).

Application and Award History

(\$ in millions)	FY 2015	FY 2016	FY 2017	FY 2018 Request	FY 2019 Request
Appropriated Amount	\$25.0	\$25.0	\$25.0	\$15.0	\$10.0
Total Funding Awarded	\$22.7	\$14.8	\$11.2	TBD	TBD
Number of Applications	22	22	17	TBD	TBD
Number of Awards	22	20	15	TBD	TBD

Overview of the National Firearm Check System:

- Prospective firearm applicants must either undergo a NICS background check that has been requested by a Federal Firearms Licensee (FFL) dealer or present a state permit that ATF has qualified as an alternative to the point-of-transfer check.
- About 1,300 federal, state, and local agencies conduct background checks on persons who apply to purchase a firearm or for a permit that may be used to make a purchase.
- Prior to transferring a firearm under the permanent Brady provisions, an FFL is required to obtain a completed Firearm Transaction Record (ATF form 4473) from the applicant. An FFL initiates a NICS check by contacting either the FBI or the state Point of Contact (POC). Most inquiries are initiated by telephone. In 2002, the FBI added E-Check to allow FFLs to request a check electronically.
- The FBI or state POC queries available federal, state, local, and tribal systems and notifies the FFL that the transfer may proceed, may not proceed, or must be delayed pending further review of the applicant's record. The following databases are searched during the background check process:
 1. **Interstate Identification Index (III)**. Maintains individual criminal history records - nearly 74 million records as of December 31, 2016.
 2. **National Crime Information Center (NCIC)**. Contains data on persons who are the subjects of protection orders or active criminal warrants, immigration violators, and others - over 6 million records as of December 31, 2016.
 3. **NICS Indices**. This database was created specifically to collect and maintain information pertaining to persons prohibited from receiving or possessing a firearm pursuant to federal and state law. Federal, state, local, and tribal agencies contribute information to this database. Typically, the records maintained in the NICS Indices are not available via the III or the NCIC. The NICS Indices contained nearly 16 million records as of December 31, 2016.
 4. **U.S. Immigration and Customs Enforcement (ICE)** databases are searched to identify non-U.S. citizens attempting receive firearms in the United States. In 2016, the NICS Section and the POC states sent 221,563 such queries to ICE.
- An applicant who is denied a firearm transfer or permit may appeal to the FBI or a POC. Some jurisdictions allow a further appeal to a court. A denied person who submitted a false application or has an outstanding warrant may be subject to arrest and prosecution under federal or state laws.

For additional information, please visit: [BJS NICS Act Record Improvement Program](#).

OFFICE OF JUSTICE PROGRAMS

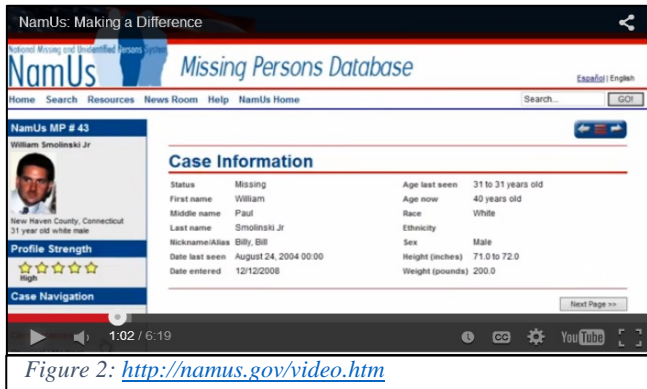
Program Name: National Missing and Unidentified Persons System (NamUs)

Funding

FY 2019 Request: \$2.4M

FY 2017 Enacted: \$2.4M

Funding for this program is included as a carveout under the Byrne Justice Assistance Grants program.



Program Description

Purpose: To locate and identify missing persons and unidentified human remains. On any given day, 80,000-90,000 individuals are actively listed as missing persons with law enforcement, and each year medical examiners and coroners handle approximately 4,400 unidentified human remains cases. The volume of these types of cases continues to grow and poses a significant challenge to law enforcement, medical examiners, coroners, and family members searching to locate missing loved ones.

The National Missing and Unidentified Persons System (NamUs) is a national centralized repository and resource center that was created to improve access to information combining online case repositories with case management, forensic analyses, analytical resources, and technical assistance. NamUs has criminal justice users in all 50 states and is a collaborative system that bridges the communication gap between stakeholder communities to foster enhanced information sharing and case support.

NamUs currently has three databases:

1. **Missing Persons** – information can be entered by anyone, but is verified before appearing in the system.
2. **Unidentified Persons** – information is entered by medical examiners and coroners about people who have died and whose bodies have not been identified. Anyone can search this database using characteristics such as sex, race, distinct body features, and dental information.
3. **Unclaimed Persons** - information about deceased persons who have been identified by name, but for whom no next of kin or family member has been identified or located to claim the body for burial or other disposition. Only medical examiners and coroners may enter cases in the unclaimed persons database, but it is searchable by the public using a missing person's name and year of birth.

Authorizing Legislation: Created through Department of Justice appropriations acts

Administering Agency: National Institute of Justice (NIJ)

Who Can Apply for Funding and How Funds are Distributed: In 2016, through a competitive process, one award was made for \$4.7M, with an option to continue the award annually until 2021. The competitive solicitation eligibility included: states, territories, units of local government, federally recognized Indian tribal governments, nonprofit organizations, and institutions of higher education.

Program Goals

- Provide support services to locate and identify missing persons and unidentified human remains and effectively gather and process data analytics.
- Expand capabilities to handle missing and unidentified persons during “critical incidents,” such as shootings, bombings, accidents, and man-made/natural disasters. Victim accounting, identification, reconciliation and reunification of persons injured, deceased, or displaced is a challenge for state and local agencies during mass casualty, large-scale, or multi-state incidents.

- Increase personnel to better assist criminal justice agencies, other federal partners, and the families/public.
- Augment critical forensic science services, especially DNA analyses. Offer alternative techniques for identification, such as facial reconstruction, phenotyping, and isotope analysis.
- Increase outreach and training and evaluate evolving needs and assess national trends with respect to vulnerable and at-risk populations such as cognitively impaired missing adults, sex/labor trafficking victims, and missing migrants.

Accomplishments

- As of December 1, 2017, NamUs has helped to resolve over 1,800 missing person cases and over 1,300 unidentified person cases. However, there are still over 13,000 unresolved missing persons cases and nearly 12,000 cases of unidentified remains.
- The NamUs Missing Persons website (www.findthemissing.org) alone has received over 20 million visitors who have contributed over 30,000 missing person reports, and its Unidentified Persons website (www.identifyus.org) has received over 6.7 million visitors and contains over 15,000 unidentified person reports, with new cases added weekly.
- In 2017, NamUs partnered with the FBI, and through the use of new technologies and expanded efforts, over 200 previously unidentified persons from medical examiner-coroner officers nationwide were identified.
- NamUs has been the recipient of numerous awards including the Excellence in Technology Award from the International Association of Chiefs of Police (IACP) (2009), an Apex Award for a NamUs video (2009), Computerworld Honors Laureate (2010), the August Vollmer Excellence in Forensic Science Award from the IACP (2011), the Samuel J. Heyman Service to America Medal (2011), and the Paul H. Chapman Award from the Foundation For Improvement of Justice Inc. (2012).

Application and Award History

(\$ in millions)	FY 2015	FY 2016	FY 2017	FY 2018 Request	FY 2019 Request
Amount Available for Funding	\$0	\$2.1^	\$2.2^	\$2.4	\$2.4
Total Funding Awarded*	\$5.0	\$4.7	\$7.5	TBD	TBD
Number of Applications	N/A	3	1	TBD	TBD
Number of Awards	1	1	1	TBD	TBD

*The creation, expansion, and management of the NamUs program has been supported by other appropriations available to NIJ.

For additional information, please visit: [NIJ Missing Persons](#) or NamUs.gov.

OFFICE OF JUSTICE PROGRAMS

Program Name: National Public Safety Partnership (PSP)

Funding

FY 2019 Request: \$5.0M
 FY 2017 Enacted*: \$5.0M

In FY 2017, the program was funded by the Byrne Justice Assistance Grant Program. In FY 2019, this program is request as a set-within the Byrne JAG program.

Program Description

Purpose: To provide an innovative framework for DOJ to enhance its support of state, tribal, and local law enforcement officers and prosecutors in the investigation, prosecution, and deterrence of violent crime, especially crime related to gun violence, gangs, and drug trafficking. This approach serves as a platform for DOJ to directly engage with cities to identify and prioritize resources that will help local communities effectively address violent crime.

This program was established in FY 2017. It builds on lessons learned from a pilot concept known as the Violence Reduction Network and serves as a DOJ-wide program that enables cities to consult with and receive coordinated training and technical assistance and an array of resources from DOJ to enhance local violence reduction strategies. PSP comprises two distinct levels of engagement: Diagnostics and Operations. These two complementary levels of engagement are offered based on the needs of the jurisdiction. This model enables DOJ to provide U.S. cities of different sizes and diverse needs with data-driven, evidence-based strategies tailored to the unique local needs of participating cities to address serious violent crime.

Authorizing Legislation: Authorized through Department of Justice appropriation acts.

First Year of Appropriation: N/A

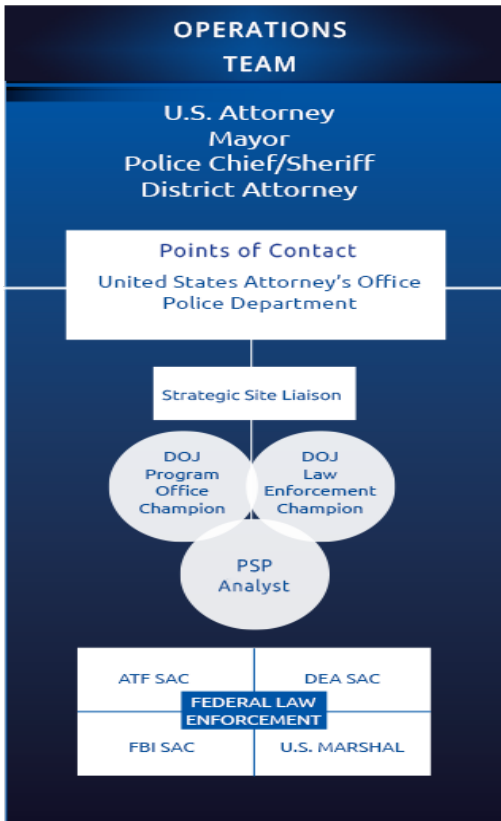
Administering Agency: Bureau of Justice Assistance (BJA)

Who Can Apply for Funding: For-profit organizations, nonprofit organizations, faith-based and community organizations, institutions of higher education, and consortiums with demonstrated experience providing national training and technical assistance in addressing violent crime are eligible for funding to provide training and technical assistance

to PSP sites. For-profit organizations must agree to waive any profit or fees for services.

How Funds Are Distributed: Sites are invited to participate in the PSP by OJP and its federal partners, based on an analysis of quantitative and qualitative criminal justice data and direct consultation with DOJ experts in justice statistics and violent crime reduction strategies.

Sites participating in the PSP receive customized training and technical assistance designed to help them implement their violence reduction. Program funds also support the work of a strategic site liaison, a crime analyst, and a law enforcement champion representing the PSP's federal partner agencies for each site. These individuals help each site design and implement an effective violence reduction strategy designed to address specific local needs.



Program Goals

- Promote strategic collaboration among DOJ law enforcement agencies (e.g., FBI, ATF, USMS) and OJP program offices to fast-track crime fighting resources to areas that suffer from egregious violence rates.
- Partner with local and federal law enforcement to conduct analysis of current prevention and response practices, facilitate clearance of firearm backlogs through ATF, and serve as a mechanism to share strategies and technology to improve processes for prevention, investigation, and prosecution of gun crimes.
- Support partners with the identification of key violence issues to facilitate change at the community level through flexible, integrated solutions to mitigate complex violence problems.

Accomplishments

- Supported the creation of a USMS-led Warrant Task Force in Los Angeles, California. This task force is a joint operation of the Los Angeles Sheriff's Department, the Los Angeles District Attorney's Office, the U.S. Department of Homeland Security, the U.S. Department of State, the California Highway Patrol, and ATF. To date, the task force has arrested 95 individuals, seized 60 weapons, conducted 148 parole searches, executed over 10 search warrants, and seized various types of narcotics.
- Provided ATF Firearms Tracing and Technical Assistance to the Flint (Michigan) Police Department to process 784 firearms, eliminating its firearms evidence backlog.
- Assisted the Milwaukee (Wisconsin) Police Department in reducing violent crimes in targeted areas of its jurisdiction by 28 percent in just one year in cooperation with federal task force partners.
- Reduced armed robberies in New Orleans, Louisiana, by 12 percent in 2016 by helping the New Orleans Police Department develop an improved investigative approach promoting interagency information sharing and cooperation in armed robbery cases.

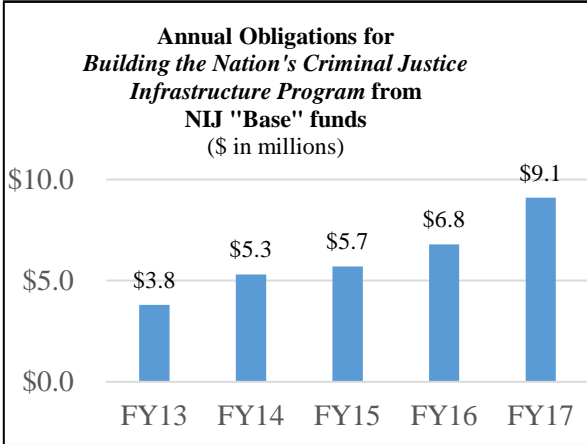
For additional information, please visit: [National Public Safety Partnership](#).

OFFICE OF JUSTICE PROGRAMS

Program Name: NIJ Base Program -- Building the Nation's Criminal Justice Research Infrastructure
(Research, Development, and Evaluation Appropriation)

Funding: Annual average of \$6.1M

Between FY 2013 and FY 2017, a total of \$30.7M was awarded.



Program Description

Purpose: To ensure that the nation will continue to have high quality scientific research on crime, crime control, and the fair administration of justice into the future.

The National Institute of Justice (NIJ) achieves this purpose through:

- 1) Engagement and support of researchers, particularly scholars, in scientific endeavors relevant to producing objective, evidence-based solutions to criminal justice challenges; and
- 2) Dissemination of evidence and practical solutions in response to the challenges of crime and justice.

Authorizing Legislation: Title I of the Omnibus Crime Control and Safe Streets Act of 1968

Administering Agency: National Institute of Justice (NIJ)

Program Goals

- Increase the number of researchers across a wide-range of disciplines working to provide objective, evidence-based solutions to criminal justice challenges; in large extent through fellowship programs such as the NIJ Graduate Research Fellowship program, Visiting Fellows and through the New Investigator/Early Career Research Program.
- Use multimedia strategies, particularly Web-based approaches, to provide practitioners, policy makers, and researchers ready access to the scientific evidence needed to address criminal justice issues and to improve criminal justice policy and practice in an accurate and easily understandable format.

Accomplishments

- Established the only federal grant program that provides funding to institutions of higher education, specifically to sponsor doctoral dissertation research in Science, Technology, Engineering and Mathematics as well as the social and behavioral science to addresses criminal justice challenges.
- Expanded the Law Enforcement Advancing Data and Science (LEADS) Initiative to improve law enforcement agency ability to collect and use data, and integrate research into policies and practices, while continuing to support the professional development of 30 mid-rank officers through the LEADS Scholars program.
- To promote evidence-based practices and ensure full access to published research and statistics, NIJ continued to support and maintain the following:
 - CrimeSolutions.gov a clearinghouse of evaluation research, showing what works, what does not work, and what is promising across broad expanses of criminal and juvenile justice issues, policies and practice.
 - [National Archive of Criminal Justice Data](#), which holds over 2,000 research datasets available for analysis. This archive facilitates research in criminal justice and criminology through the preservation, enhancement, and sharing of electronic data resources.
 - [National Criminal Justice Reference Service library](#) and [abstracts database](#), which contains more than 220,000 collection records and 60,000-plus online resources.

For additional information, please visit the [NIJ website](#).

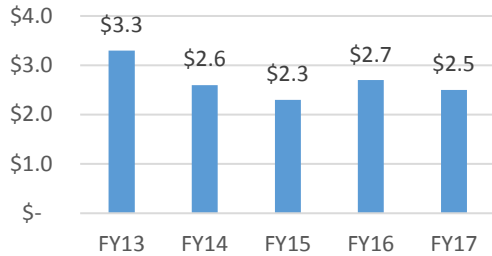
This page intentionally left blank.

OFFICE OF JUSTICE PROGRAMS

Program Name: NIJ Base Program -- Developing Performance Standards and Testing Equipment (Research, Development, and Evaluation Appropriation)

Funding: Annual average of \$2.5M

Annual Obligations for
Developing Performance Standards and
Testing Equipment Program from NIJ
"Base" Funds
(\$ in millions)



Program Description

Purpose: To ensure that the unique equipment used by criminal justice agencies is safe, reliable, and performs according to established minimum and evidence-based standards. Examples include body armor, metal detectors, license plate readers, and dash cams.

Authorizing Legislation: Title I of the Omnibus Crime Control and Safe Streets Act of 1968 (sections 201 and 202); the Homeland Security Act of 2002 (sections 231-233).

Administering Agency: National Institute of Justice (NIJ)

Program Goals:

NIJ seeks to engage with other federal and private-sector standards development organizations to develop needed standards to:

1. Leverage investments;
2. Reduce the need for federal investment; and
3. Speed the introduction of established standards.

Accomplishments:

- 40% reduction in police officer line of duty fatalities since 1975 due in large part to NIJ's body armor compliance testing program.
- Approximately 150 models of body armor are tested annually, with follow-on inspection of approximately 80 models in the United States and abroad.
- More than 6,000 models of body armor have been tested since 1987. In 2017, NIJ reached the milestone of 1,000 armor models tested to the current (2008) version of the NIJ Body Armor standard.
- In 2017, the National Fire Protection Association (NFPA) published NFPA standard 1886, which meets law enforcement needs for a performance standard for a respirator to protect them from noxious fumes, such as might be encountered in a Meth lab. Development of that NFPA standard was led by an NIJ engineer.
- In 2017, NIJ published notice in the Federal Register of the establishment of a special technical committee to develop performance standards for the protective equipment worn by police in responding to civil disturbances.

For additional information, please visit [NIJ Standards and Conformity Assessment](#).

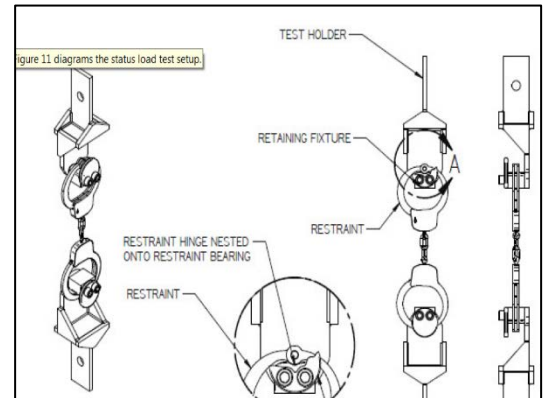


Image from [NIJ Standards for Wrist & Ankle Restraints](#)

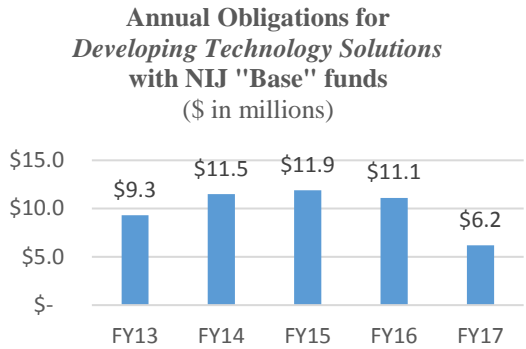
This page intentionally left blank.

OFFICE OF JUSTICE PROGRAMS

Program Name: NIJ Base Program -- Developing Technology Solutions to Criminal Justice Challenges (Research, Development, and Evaluation Appropriation)

Funding: Annual average of \$10.1M

Between FY 2013 and FY 2017, a total of \$50.6M was awarded.



Program Description

Purpose: To provide criminal justice agencies safer, more effective, and more efficient technologies through research and development (R&D), test and evaluation.

Authorizing Legislation: Title I of the Omnibus Crime Control and Safe Streets Act of 1968 (sections 201 and 202); the Homeland Security Act of 2002 (sections 231-233).

Administering Agency: National Institute of Justice (NIJ)

Program Goals

- Base technology research and development efforts on rigorous program development and evaluation beginning with identifying criminal justice agencies' highest priority technology needs; and

- Engage with other federal and private sector science agencies to develop needed technology solutions to leverage investments and infrastructure, thereby, increasing the impact of NIJ's finite resources and speeding the introduction of needed technology solutions to the field.

Accomplishments

- NIJ funded the development of modern police body armor, which has saved the lives of more than 3,100 officers over the past 40 years – a 40 percent reduction in line-of-duty fatalities over that period.
- NIJ-funded research in the use of computers for crime analysis and mapping laid the groundwork for the present, near-pervasive adoption of crime analysis technology. In 2017, NIJ conducted a Challenge to harness the advances in data science to the Challenges of Crime and Justice that resulted in the most comprehensive evaluation of crime forecasting software to date.
- NIJ research demonstrated that conducted energy devices, such as the TASER, are safe and effective when used by trained officers in accordance with sound policies in the 2011 "[Study of Deaths Following Electro-Muscular Disruption](#)."
- NIJ-funded research also laid the groundwork for the National Information Exchange Model, which today makes it possible for public safety agencies to share critical data.

Application and Award History

(\$ in millions)	FY 2015	FY 2016	FY 2017	FY 2018 Request	FY 2019 Request
Amount Available for Funding*	N/A	N/A	N/A	N/A	N/A
Total Funding Awarded**	\$10.6	\$11.7	\$6.2	TBD	TBD
Number of Applications	48	40	199	TBD	TBD
Number of Awards	20	13	16	TBD	TBD
Percentage of Applications Fund	42%	33%	8%	TBD	TBD

*Not appropriated separately. This activity is supported with NIJ "Base" funds.

** Reflects only funds awarded via grant or cooperative agreement. Does not include funds awarded via other mechanism (e.g., contract; Inter-Agency Reimbursable Agreement).

***Number of Awards listed reflects only those awards funded in whole or in part with NIJ "Base" funds. Other awards for this purpose may have been funded from other funding sources.

For additional information, please visit: [NIJ Technology Research](#).

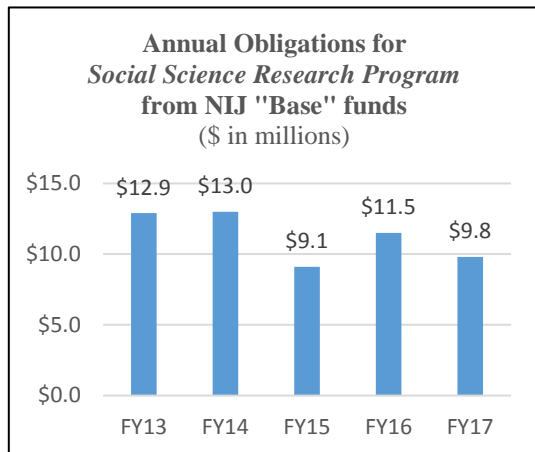
This page intentionally left blank.

OFFICE OF JUSTICE PROGRAMS

Program Name: NIJ Base Program -- Social Science Research and Evaluation (Research, Development, and Evaluation Appropriation)

Funding: Annual average of \$11.3M

Between FY 2013 and FY 2017, a total of \$56.5M was awarded.



Program Description

Purpose: To identify policies and programs that reduce and prevent crime and promote the fair administration of justice. Scientific studies are developed and conducted with outside researchers who often collaborate with criminal justice practitioners.

Authorizing Legislation: Title I of the Omnibus Crime Control and Safe Streets Act of 1968 (sections 201 and 202).

Administering Agency: National Institute of Justice (NIJ)

Who Can Apply For Funding: State and local governments, federal agencies, U.S. territories, federally recognized Indian tribal governments, private and public nonprofit organizations, for-profit organizations, institutions of higher education, and qualified individuals. For-profit organizations must agree to waive any profit or fees for services.

Program Goals

1. Understand the causes of crime to more effectively predict, prevent, and control it;
2. Support law enforcement and other public safety personnel by developing, testing, and evaluating ways to limit deaths and injuries of officers and suspects using technology and social science methods;
3. Develop knowledge on violence and tools that reduce and prevent violence and victimization¹;
4. Develop knowledge on the opiate abuse epidemic to reduce it;
5. Understand human trafficking in the United State to predict, prevent, and reduce it;
6. Develop knowledge that supports prosecutors in their efforts to meet their mission; and
7. Promote effective law enforcement, court, and corrections responses to illegal drug markets including diversion of legal drugs, and criminal behavior related to drug use.

Accomplishments

- Strategies for Policing Innovation (formerly Smart Policing) – NIJ facilitated successful partnerships between researchers and practitioners including the University of Missouri and the City of St. Louis police department. Using a “hot spot” policing technique in randomly-designated areas, they were able to reduce firearms assaults by 50 percent compared to control areas.
- Supported empirical research on the influence of body worn cameras (BWC) on police-citizen interactions. NIJ funded researchers recently concluded a randomized control trial (RCT) examining the influence of BWC on police-citizen encounters in the city of Las Vegas. They found large differences among the treatment (officers using BWC) and control groups in terms of citizen complaints and use-of-force incidents. BWC technology was associated with a 25 percent proportional reduction in officers generating a citizen complaint and a 41 percent proportional reduction in officers generating a use-of-force report. Both

¹ Projects on violence and victimization are primarily supported through funding from the Office on Violence Against Women (VAWA set-aside) and Crime Victims Fund (VOCA transfer).

differences are statistically significant. The experiment also included a process study and a cost-benefit-analysis.

- Supported empirical research on factors that increase the risk of officer traffic fatalities/injuries and provided evidence-based protocols that could reduce those rates.
- Supported empirical research on factors that increase the risk of officer traffic fatalities/injuries and provided evidence-based protocols that could reduce those rates.
- Supported qualitative and quantitative research on illegal prescription drug market interventions to optimize Prescription Drug Monitoring Programs (PDMPs) for law enforcement, identify high risk prescribers for investigation, assess anti-pill mill legislation, and examine resources for High Intensity Drug Trafficking Areas to prevent and address diversion, addiction, and overdoses.
- Supported development of an opioid metric intelligence platform that integrates PDMP and other data for sharing between law enforcement, medical examiners, and other agencies; and a study of heroin distribution networks along highways using law enforcement intelligence and community policing for interdiction.
- Produced evidence that suggests Global Positioning Systems (GPS) is an effective tool in monitoring high-risk sex offenders and high-risk gang offenders while on probation and parole. The use of this tool could lead to safer communities through reductions in recidivism and violent crime.
- Supported empirical research on correctional environments in order to enhance the safety, health, and wellbeing of correctional staff.
- Conducting ongoing evaluations of the effectiveness of the of Bureau of Justice Assistance Second Chance Act grant program. Information derived from this evaluation has guided revisions to program implementation.
- Supported empirical research on correctional environments in order to enhance the safety, health, and wellbeing of correctional staff.
- Conducting ongoing evaluations of the effectiveness of the of Bureau of Justice Assistance Second Chance Act grant program. Information derived from this evaluation has guided revisions to program implementation.

Application and Award History

(\$ in millions)	FY 2015	FY 2016	FY 2017	FY 2018 Request	FY 2019 Request
Amount Available for Funding*	N/A	N/A	N/A	N/A	N/A
Total Funding Awarded**	\$11.1	\$11.7	\$9.6	TBD	TBD
Number of awards	23	24	26	TBD	TBD

*Not appropriated separately. This activity is supported with NIJ “Base” funds.

** Reflects only funds awarded via grant or cooperative agreement. Does not include funds awarded via other mechanism (e.g., contract or Inter-Agency Reimbursable Agreement).

For additional information, please visit the [NIJ website](#).

OFFICE OF JUSTICE PROGRAMS

Program Name: Part B Formula Grants Program (also known as Title II)

Funding

FY 2019 Request: \$58.0M
 FY 2017 Enacted: \$55.0M

Program Description

Purpose: To support state and local efforts that increase prevention and intervention programs for youth, ensure appropriate accountability for delinquent behavior, and improve the juvenile justice system.

To receive funding, applicants must agree to comply with the requirements of the Juvenile Justice and Delinquency Prevention (JJDP) Act, including four key protections, or [core requirements](#), designed to ensure that treatment of juvenile offenders and at-risk youth is safe, effective and fair.

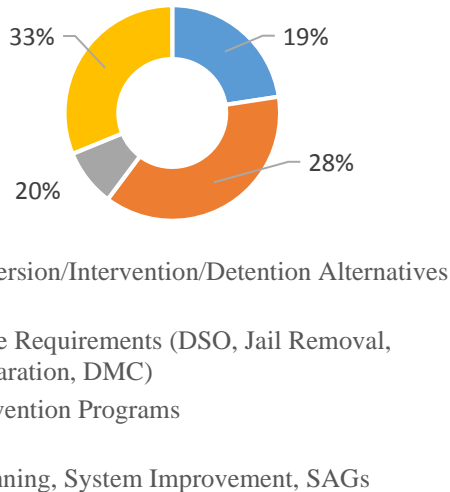
Authorizing Legislation: Title II, Part B of the Juvenile Justice and Delinquency Prevention (JJDP) Act of 2002 (Public Law 107–273, 34 U.S.C. § 11101 et seq.)

First Year of Appropriation: 1978

Administering Agency: Office of Juvenile Justice and Delinquency Prevention (OJJDP)

Who Can Apply for Funding: States, the District of Columbia, and U.S. territories through their authorized state administering agencies, which make sub awards to local government and private agencies and federally recognized tribes.

FY 2016 Part B Activities

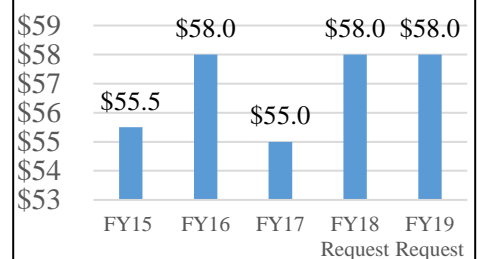


How Funds are Distributed: Awards are made as grants using a [formula](#) based on population (See the [annual Title II allocation by state](#)). Grantees can use no more than 10% of the award for planning and administration, with a 100% cash match for those dollars.

Program Goals

- Support state and local efforts to plan, establish, operate, coordinate, and evaluate policies and projects, directly or through grants and contracts with public and private agencies, for the development of more effective education, training, research, prevention, diversion, treatment, and rehabilitation programs in delinquency prevention and juvenile justice system improvement.
- Improve state performance and compliance with the core requirements.
- Reduce racial disparities in juvenile justice systems nationwide through a focus on the disproportionate contact of minority youth with the justice system.
- Encourage creation of an overarching, developmentally appropriate, and trauma-informed framework for states to connect youth justice work to comprehensive state plans that support the well-being of all youth.

**Part B Formula Grants
 Five Year Budget Authority
 (\$ in millions)**



Accomplishments

- The population of youth in residential placement has declined 42% since 1997, and the number of status offenders in residential placement is down 64% from 1997.
- In FY 2016, states reported that 124,903 at-risk youth were directly served with these grant dollars. In addition:
 - 43% of grantees reported using one or more evidence-based programs or strategies with their funds;
 - 84% of program youth served by formula grant funded programs exhibited a desired change in a target behavior (such as improved school attendance) within 6-12 months after the reporting period; and
 - Only 5% of program youth offended or re-offended during the reporting period.

States reported numerous accomplishments, including (but not limited to) educational enhancements, growth in mentoring partnerships, increased use of alternative programs to avoid placement in juvenile detention centers, and reduction of disproportionate minority contact within the juvenile justice system. Examples are:

- Maryland provided funding to 12 state and local juvenile justice systems to develop intervention and prevention programs.
- Minnesota used grant funding to increase delinquency prevention and reduce the number of referrals from schools to police agencies.
- Nebraska implemented a multifaceted approach to decreasing gang violence while enhancing community-based violence prevention programs.
- Montana built relationships with and provided services to Native American youth populations who live in isolated communities, developed mentoring partnerships to improve social skills and decrease the number of youth being referred to the juvenile justice system, and piloted several successful restorative justice programs. Overall, the number of youth participants in various anti-delinquency programs increased, while reports of antisocial behaviors decreased.
- Oregon youth who served in several programs showed marked improvements in school attendance and self-esteem levels. Both parents and youth who attended workshops increased their awareness and knowledge about the negative effects of cigarettes and drugs, negative media influences, and ways to resist peer pressure.
- Pennsylvania created Youth Forums in which law enforcement officers and juveniles gathered to converse about attitudes, behaviors and expectations to change future behaviors and reduce disproportionate minority contact.
- South Carolina implemented a graduated-sanctions program to serve juvenile status offenders, focusing on youth ages 12 to 16 who have multiple runaway charges. This program attempts to reduce or eliminate inappropriate and unnecessary use of secure detention facilities for juveniles.
- Tennessee awarded funds to multiple subgrantees in two programs. The Peacemakers program taught conflict resolution skills to young children and the Life Skills Training program worked to enhance the ability of middle school students to make good choices. Because several rural counties do not have alternatives to adult jails for the secure detainment of juveniles, grant funds were used to help develop alternatives.

Application and Award History

(\$ in millions)	FY 2015	FY 2016	FY 2017	FY 2018 Request	FY 2019 Request
Amount Available for Funding	\$48.8^	\$52.2^	\$45.7^	\$58.0	\$58.0
Total Funding Awarded	\$46.8	\$51.2	\$45.7	TBD	TBD
Number of Applications	135	128	141	TBD	TBD
Number of Awards	122	87	86	TBD	TBD
Percentage of Applications Funded	90%	68%	61%	TBD	TBD

^Amount of appropriated funds minus funds used for management and administration, peer review, or other authorized purposes.

For additional information, please visit: <http://www.ojjdp.gov/> or the [list of awards by fiscal year](#).

This page intentionally left blank.

OFFICE OF JUSTICE PROGRAMS

Program Name: Prison Rape Prevention and Prosecution Program

Funding

FY 2019 Request: \$15.5M

FY 2017 Enacted: \$10.5M

(In FY 2017, this program was funded as a carve-out under the Byrne Justice Assistance Grants program)

Program Description

Purpose: The National Prison Rape Elimination Act (PREA) of 2003 established standards for all federal, state, local, and tribal confinement facilities related to the achievement of zero tolerance cultures for sexual abuse and sexual harassment in confinement facilities, the provision of care and services to incarcerated survivors, independent and thorough investigations, and staff training. These requirements, which are

implemented through the National PREA Standards, improve the overall safety of facilities for inmates, residents, detainees, and staff. This program promotes the successful implementation of the PREA Standards nationwide and supports DOJ's goals of reducing crime, enhancing public safety, and providing vital services to crime victims.

The Prison Rape Prevention and Prosecution Program is jointly administered by the Bureau of Justice Assistance (BJA) and the Bureau of Justice Statistics (BJS). BJA is responsible for overseeing the PREA Management Office (PMO), which provides training and technical assistance (TTA) to state, local, and tribal detention facilities regarding implementation of the National PREA Standards and manages the PREA audit process, which ensures that detention facilities are effectively implementing PREA requirements. BJA also administers the PREA Demonstration Projects, which provide funding to assist state, local, and tribal detention facilities in implementing the National PREA standards and establishing a zero tolerance culture toward sexual assault and harassment.

BJS provides comprehensive statistical review and analysis of the incidence and effects of prison rape for each calendar year as required by PREA. BJS collects data from administrative records of the facilities as well as direct self-reports from inmates to get the most accurate estimates possible. PREA data collections include –

1. [Survey of Sexual Victimization](#) – annual collection
2. [National Inmate Survey](#) – last conducted in prisons and jails in 2011-2012
3. [National Survey of Youth in Custody](#) – last conducted in juvenile facilities in 2012

Authorizing Legislation: 2003 Prison Rape Elimination Act (PREA) (Public Law 108-79)

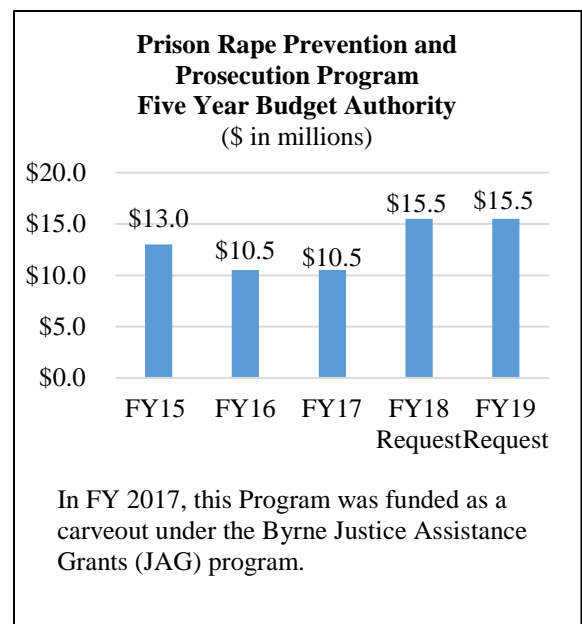
First Year of Appropriation: 2004

Administering Agency: Bureau of Justice Assistance (BJA) and the Bureau of Justice Statistics (BJS)

Program Goals

BJA:

- Increase awareness of the problem of sexual harassment, abuse, and assault in all confinement facility types covered under the PREA standards.
- Provide resources to develop comprehensive programs, strategies, and policies that will enhance state, local, or tribal government's abilities to achieve compliance with the PREA standards and eliminate sexual abuse.



- Continue to support and enhance the PREA Audit Function, including the management of more than 700 DOJ-certified PREA auditors nationwide. DOJ’s responsibilities related to the Audit Function are included in the PREA Standards.

BJS:

- Fulfill the Congressional mandate *to carry out, for each calendar year, a comprehensive statistical report and analysis of the incidence and effects of prison rape*, as specified by P. L. 108-79.
 - The act requires BJS to sample not less than 10 percent of all federal, State, and local adult and juvenile correctional facilities; conduct surveys of current and former inmates; and rank facilities according to the incidence of prison rape.
- Assess the impact of the National PREA standards on the incidence and prevalence of sexual victimization in the nation’s correctional facilities.
 - The Department of Justice issued National Standards to Prevent Detect and Respond to Prison Rape (28 CFR 115) in June 2012. BJS data collections and analytical activities are designed to track the impact of these standards.
- Enhance the understanding of nature and extent of sexual victimization in correctional facilities.
 - BJS will conduct the National Survey of Youth in Custody in 2018, the National Inmate Survey in prisons in 2019, and the National Inmate Survey in local jails in 2020. Each survey collects information on sexual assault directly from victims.
 - Each year, through the Survey of Sexual Victimization, BJS gathers information on allegations and substantiated incidents of sexual victimization from administrators of adult and juvenile correctional systems and facilities. In combination with victim self-reports, these administrative records fulfill the Congressional mandate.

Who Can Apply for Funding and How Funds Are Distributed:

Program	Who Can Apply for Funding	Award Type	Award Amount
Bureau of Justice Assistance (BJA)			
Demonstration Projects	States, units of local governments, and federally recognized Indian tribes; current priority is to provide resources to local facilities where there are significant barriers and challenges related to implementation of the PREA standards	Competitive grants	Varies based on the specific needs of the jurisdictions that are selected for funding
Support to BJA’s PREA Management Office (PMO) in managing the nationwide PREA Audit Function and providing critical resources to state, local, and tribal jurisdictions – National PREA Resource Center (PRC)	Non-profit organizations that guide correctional/criminal justice programs and policy initiatives with a national focus and impact	Competitive cooperative agreements	Up to \$10 million for 24 months

Program	Who Can Apply for Funding	Award Type	Award Amount
Bureau of Justice Statistics (BJS)			
Survey of Sexual Victimization (annual administrative data collection)	Census Bureau	Inter-agency agreement	Up to \$800K for 12 months.
<ul style="list-style-type: none"> National Inmate Survey (Adults in Prisons) National Inmate Survey (Adults in Jails) National Survey of Youth in Custody (Juveniles in detention facilities) 	For-profit (commercial) and non-profit organizations. For-profit organizations are not allowed to make a profit as a result of this award or to charge a management fee for the performance of this award.	Competitive cooperative agreements	Multi-year based on need and available funds

Accomplishments

BJA:

- There are now more than 700 DOJ-certified PREA auditors in all 50 states and the District of Columbia. Certified auditors report that they have conducted approximately 3,000 audits of confinement facilities to date. All auditors must be recertified every three years through a program administered by the PREA PMO.
- The PMO has also developed auditing tools that address the four facility types covered by the National PREA Standards. Each set of standards includes more than 300 specific requirements that facilities must meet to be in full compliance with the standards, and the audit tools are tailored to and reflect all of these requirements. The PREA Online Audit System provides an efficient way for auditors and confinement facilities to comply with audit requirements and helps the PMO monitor audit activity.
- The PREA audit oversight process continues to enhance the quality and integrity of PREA audits. Key components are:
 - The PREA Auditor Field Training Program (FTP), which has provided certified auditors in 210 states with hands-on, practical auditing experience inside facilities.
 - An online learning management system for PREA auditors which serves as a “one-stop shop” for continuing education and other resources.
 - A process to evaluate the body of auditing work of every PREA auditor to guide interventions with them.
- Since FY 2011, BJA has made more than 100 competitive grant awards totaling more than \$35 million to state, local, and tribal jurisdictions across the nation under the PREA Demonstration Projects. No PREA Demonstration Projects awards were made in FYs 2016 or 2017 due to resource constraints.
- BJA also funds the National PREA Resource Center (PRC) through a competitively awarded cooperative agreement. The PMO directs the work of the PRC to provide practical support to help state, local, and tribal jurisdictions implement the National PREA Standards implementation. The PRC also responds to more than 1,000 direct requests from the field for assistance each year.
- The PMO has implemented a robust process to review state submissions certifying compliance with the National PREA Standards or assurance of ongoing efforts to comply with the Standards. DOJ received 19 certifications of full compliance and 34 assurances for audit Year 3 of the first 3-year PREA audit cycle. This was a substantial change from audit year 1, in which DOJ received 2 certifications of full compliance and 47 assurances.

BJS:

In 2017, BJS:

- Released a PREA-related report, *Facility and Individual-level Correlates of Youth Sexual Victimization, 2012*, which identified the key facility and individual-level factors related to sexual victimization of youth in custody.
- Completed all testing of the 2018 National Survey of Youth in Custody study and obtained final approval from the Office of Management and Budget to begin facility recruitment in November 2017 and data collection in February 2018.
- Completed the assessment of the 2011-12 National Inmate Study for state prisons, developed sampling specifications for the 2019 survey, and revised the sexual victimization questionnaire and supplemental facility survey. Issued a competitive solicitation for data related to this study and made final award.
- Conducted a national workshop for jail administrators and sheriffs to review all aspects of the National Inmate Survey in jails, including data collection protocols, sampling, and revised questionnaires that will be implemented in 2020.
- Conducted the annual Survey of Sexual Victimization (SSV) for 2015 and 2016 based on administrative records of incidents of sexual victimization in adult and juvenile correctional facilities. Developed a comprehensive report for prisons and jails for calendar years 2012-15.

Application and Award History

(\$ in millions)	FY 2015	FY 2016	FY 2017	FY 2018 Request	FY 2019 Request
Amount Available for Funding (both BJA & BJS)	\$11.4 ^	\$12.4 ^{1/} ^	\$10.2 ^{3/} ^	\$15.5	\$15.5

Bureau of Justice Assistance (BJA)

Total Funding Awarded	\$11.4	\$4.3	\$2.4	TBD	TBD
Number of Applications	36	1	1	TBD	TBD
Number of awards	15	1	1	TBD	TBD

Bureau of Justice Statistics (BJS)

Total Funding Awarded	\$0	\$8.0	\$6.8	TBD	TBD
Number of Applications	N/A	1	1 ^{2/}	TBD	TBD
Number of awards	N/A	1	1	TBD	TBD

^{1/} In FY 2016, \$3 million was reprogrammed to meet the resources needed to implement this program.

^{2/} In FY 2017, \$800,000 was transferred to the Census Bureau through an inter-agency agreement to cover one year of data collection.

^{3/} In FY 2017, this Program was funded as a carveout under the Byrne Justice Assistance Grants (JAG) Program.

^ Amount does not include funds used for management and administration, peer review, or other authorized purposes.

For additional information, please visit: [BJS Prison Rape Elimination Act Statistics](#).

OFFICE OF JUSTICE PROGRAMS

Program Name: Public Safety Officers' Benefits (PSOB) Program

Funding

FY 2019 Request:	\$131.3M
FY 2017 Enacted:	\$ 89.3M

Program Description

Purpose: To provide financial assistance to:

1. Survivors of public safety officers whose deaths resulted from injuries sustained in the line of duty;
2. Public safety officers permanently and totally disabled by injuries sustained in the line of duty; and
3. Eligible spouses and children of public safety officers killed or permanently and totally disabled in the line of duty to help with higher education expenses (such as tuition and fees, books, supplies, and room and board).



Authorizing Legislation: The Public Safety Officers' Benefits Act (PSOB) of 1976, Public Law 94-430

Administering Agency: Bureau of Justice Assistance (BJA)

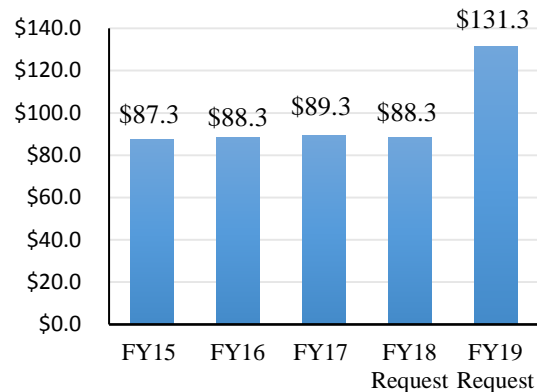
Who Can Apply for Funding: Eligible beneficiaries include but are not limited to the, surviving spouse, children, PSOB designee, life insurance beneficiary, surviving parents, adult children (death claims), and injured public safety officers (disability claims).

How Funds are Distributed: A thorough claim process is required to determine eligibility. The FY 2018 amount of the one-time PSOB benefit is \$350,079 for eligible deaths and disabilities occurring on or after October 1, 2017. The amount of the monthly PSOB educational assistance benefit for one month of full-time assistance on or after October 1, 2017, is \$1,041.

Accomplishments: In October 2017, the first phase of a new logic-driven, web-based portal and case management system, PSOB 2.0, was released for the submission of all new death, disability, and education claims. Not only will PSOB 2.0 streamline the application and claim process, but it will also offer claimants and agencies a range of resources to assist them in understanding the “why” behind information requests, and where their claims are at each stage of the review process.

In 2016-2017, BJA developed a strategy to reduce the inventory of pending PSOB death and disability claims. With the implementation of this strategy, OJP was able to close a significant number of claims. Of these closed claims, many were approvals. The need for additional death benefits mandatory funding is anticipated to continue into 2018–2019 as the inventory is fully normalized.

**Public Safety Officers' Benefits
Five Year Budget Authority**
(\$ in millions)



Claim and Benefit History

(\$ in millions)	FY 2015	FY 2016	FY 2017	FY 2018 Request	FY 2019 Request
POSB Death Benefits Program (mandatory)					
PSOB Death Benefits Obligations	\$73.0	\$112.1	\$111.8	\$72.0	\$115.0
Number of Claims Filed	284	285	356	TBD	TBD
Number of Claims Approved	266	330	399	TBD	TBD
POSB Disability Benefits Program (discretionary)					
PSOB Disability Benefits Obligations	\$4.9	\$8.8	\$22.3*	TBD	TBD
Number of Claims Filed	64	61	77	TBD	TBD
Number of Claims Approved	17	31	82	TBD	TBD
POSB Educational Assistance Benefits Program (discretionary)					
PSOB Educational Assistance Benefits Obligations	\$2.6	\$3.4	\$4.0	TBD	TBD
Number of Claims Filed	606	679	715	TBD	TBD
Number of Claims Approved	453	549	601	TBD	TBD

*In FY 2017, OJP supplemented the funding appropriated for PSOB Disability Benefits and Educational Assistance Benefits awards with \$10.3 million in prior years' balances from these programs.

For additional information, please visit: [Public Safety Officers' Benefits](#).

OFFICE OF JUSTICE PROGRAMS

Program Name: Research on Pathways to Terrorism

Funding

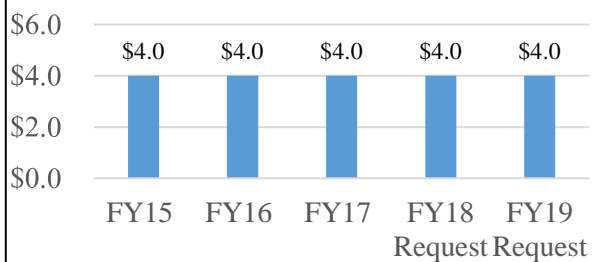
FY 2019 Request: \$4.0M

FY 2017 Enacted: \$4.0M

This program is requested in FY 2019 as a carve-out of the Byrne Justice Assistance Grants program.

Research on Pathways to Terrorism Five Year Budget Authority*

(\$ in millions)



*This program is requested in FY 2019 as a carve-out of the Byrne Justice Assistance Grants program.

Program Description

Purpose: To build knowledge and evidence related to strategies for effective prevention and intervention of the individual's path to terrorism in the United States by supporting research that answers the following questions:

- What common threads exist among cases of individuals who become committed to terrorist ideologies?
- How does the process occur in the United States, and how can we prevent and counter it?
- Why do people adopt terrorist ideologies, and why do some people choose to engage in violence to further those ideologies while others do not?
- How are U.S. communities responding, and what works to prevent individuals becoming committed to terrorist ideologies?

Authorizing Legislation: Created through Department of Justice appropriations acts

Administering Agency: National Institute of Justice (NIJ)

Who Can Apply For Funding: States and territories, local governments, Indian tribal governments, nonprofit and for-profit organizations, institutions of higher education, and certain qualified individuals. For-profit organizations must agree to waive any profit or fees for services.

How Funds are Distributed: Through a competitive process, awards are made as grants for up to \$750,000 for a 12- to 36-month project period.

Program Goals

- The program includes basic research on what drives the process of individuals becoming committed to terrorist ideologies, but is increasingly moving towards the evaluation of promising practices to address these drivers.
- NIJ is also working with international partners such as the United Kingdom Home Office and Public Safety Canada. The primary reason is to share research projects and findings. For example, in July 2015, these three organizations held a combined research conference in Washington, DC.

Accomplishments

- Research teams have provided briefings and interim findings to many components of DOJ including the FBI, as well as DHS and other federal partners.
- NIJ made five awards in 2017 for research in this area addressing a variety of needed research including spatial analysis that distinguishes features and characteristics of the places where people become increasingly supportive or committed to committing acts of terrorism, and examining and comparing the online presence and activities of different groups that support or commit ideologically motivated violence to further political, social, or religious goals.

Application and Award History

(\$ in millions)	FY 2015	FY 2016	FY 2017	FY 2018 Request	FY 2019 Request
Amount Available for Funding*	[\$3.6]	[\$3.4]	[\$3.9]	[\$4.0]	[\$4.0]
Total Funding Awarded	\$3.6	\$3.0	\$3.3	TBD	TBD
Number of Applications	34	11	29	TBD	TBD
Number of Awards	4	6	5	TBD	TBD

*This program is requested in FY 2018 and FY 2019 as a carve-out of the Byrne Justice Assistance Grant program. Amount Available for Funding does not include funds used for management and administration, peer review, or other authorized purposes.

For additional information, please visit: [NIJ Domestic Radicalization Research](#).

OFFICE OF JUSTICE PROGRAMS
Program Name: Research on Violence Against Indian Women

Funding

FY 2019 Request: \$1.0M*
 FY 2017 Enacted: \$1.0M*

*This program is funded through an appropriation to DOJ's Office on Violence Against Women, but is administered by the National Institute of Justice.

Program Description

Purposes:

1. To identify factors that place American Indian and Alaska Native (AI/AN) women at risk for domestic violence, dating violence, sex trafficking, sexual assault, stalking, and murder.
2. To evaluate the effectiveness of federal, state, tribal, and local responses to violence against AI/AN women.
3. Propose recommendations to improve effectiveness of these responses.

Authorizing Legislation: Title I of the Omnibus Crime Control and Safe Streets Act of 1968 (sections 201 and 202); the Homeland Security Act of 2002 (sections 231-233) and Title IX, Section 904(a) of the Violence Against Women and Department of Justice Reauthorization Act of 2005 (VAWA 2005), Public Law No. 109-162 (codified at 34 U.S.C. § 10452 note), as amended by Section 907

Administering Agency: National Institute of Justice (NIJ)

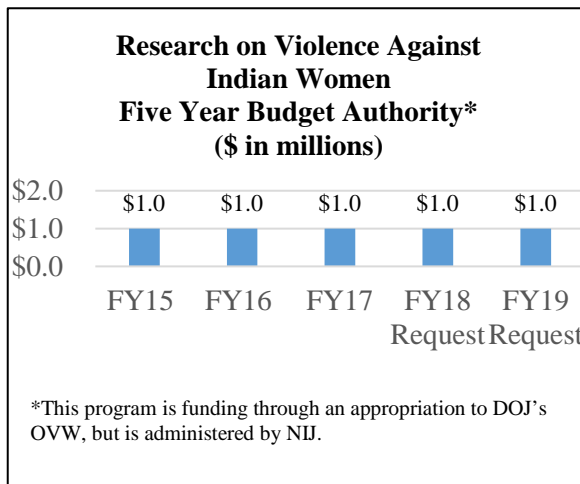


Who Can Apply for Funding: Government and non-government organizations, including tribal, public or private agencies or organizations, public and private institutions of higher education, and individuals. For-profit organizations must agree to waive any profit or fees for services.

How Funds are Distributed: Through a competitive process, awards are made as grants, cooperative agreements, or contracts, as appropriate.

Program Goals

- To improve the Nation's understanding of public safety and victim related programs, services, and policies needed by AI/AN women.
- To improve understanding about AI/AN women's experiences with and opinions of the services they receive.
- To educate and inform policymakers and the public about the public safety and health issues that affect AI/AN women.



Accomplishments

NIJ developed a research program consisting of multiple studies that have and will be accomplished over an extended period. The capstone of this program is the National Baseline Study (NBS)—the first national study conducted in Indian Country and Alaska Native villages. The NBS will be conducted in geographically dispersed tribal communities across the United States and its primary aim is to provide an accurate national victimization rate of violence committed against American Indian and Alaska Native women living on tribal lands and in Alaska Native communities. The NBS is critical to quantifying the magnitude of violence and victimization in tribal communities and understanding service needs.

NIJ's Violence Against Indian Women program of research also supports other extramural and intramural research and evaluation studies that are expected to: produce a deeper understanding of the issues faced by Native American women; expand the body of criminal justice policy-relevant research; and help formulate public policies and prevention strategies to decrease the incidence of violent crimes committed against Native women. Results from all of these studies are anticipated to help establish and enhance justice systems that will successfully restore victim safety and promote healing.

In FY 2016, NIJ released a report titled "Violence Against American Indian and Alaska Native Women and Men: 2010 Findings From the National Intimate Partner and Sexual Violence Survey." This study provides the first set of estimates of sexual violence, physical violence by intimate partners, stalking, and psychological aggression by intimate partners over the lifetime of adult self-identified AI/AN women and men as well as victimization estimates over of the past year. It also provides estimates of interracial and intraracial victimizations and briefly examines the impact of violence. For more information, see the report at <https://www.ncjrs.gov/pdffiles1/nij/249736.pdf>.

In FY 2019, NIJ will continue to support extramural and intramural research and evaluation studies that will examine violence and victimization experienced by AI/AN women and expand the body of criminal justice policy-relevant research.

For additional information, please visit: [NIJ Violence Against American Indian and Alaska Native Women Research Program](#).

OFFICE OF JUSTICE PROGRAMS

Program Name: Research, Development, and Evaluation – “Base” Program for the National Institute of Justice (NIJ)

Funding

FY 2019 Request: \$36.0M

FY 2017 Enacted: \$39.5M

Note: FY 2017 enacted included \$4.0M for domestic terrorism research, requested in FY 2019 as a carve-out in the Byrne Justice Assistance Grants program.

Program Description

The National Institute of Justice (NIJ) — the research, development, and evaluation arm of the Department of Justice — is dedicated to improving knowledge and understanding of crime and justice issues through science.

With its “base” funding, NIJ:

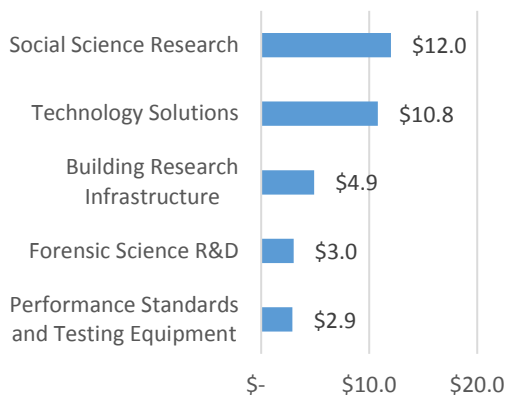
1. Encourages and supports research, development, and evaluation to further understanding of:
 - Causes and correlates of crime and violence;
 - Methods of crime prevention and control; and
 - Criminal justice system responses to crime and violence.
2. Contributes to the improvement of the criminal justice system and its responses to crime, violence, and delinquency.

Authorizing Legislation: Title I of the Omnibus Crime Control and Safe Streets Act of 1968 (sections 201 and 202); the Homeland Security Act of 2002 (sections 231-233).

First Year of Appropriation: 1968

Administering Agency: NIJ

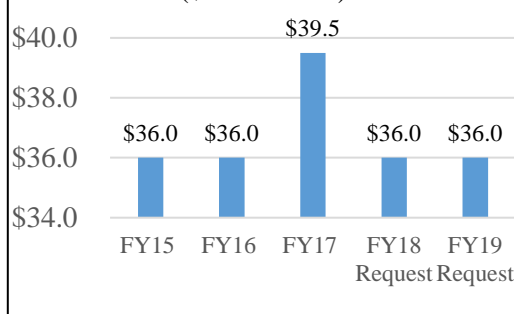
Average Annual Obligations by
Category Funded with
NIJ "Base" funds (\$ in millions)



Program Goals

- Increase research efforts and create new programs focused on advancing technology and developing innovative programmatic strategies that have measurable impact.
- Strengthen grant programs by integrating NIJ’s expertise in the social and behavioral sciences, forensic sciences, and science and technology.
- Develop new multimedia strategies, particularly web-based approaches, to provide practitioners, policy makers, and researchers ready access to the scientific evidence needed to address criminal justice issues and to improve criminal justice policy and practice in an accurate and easily understandable format.
- Foster greater collaboration and coordination with federal science agencies to leverage their strengths and ensure a more fair and just criminal justice system, minimizing redundancy in efforts and investments.

**Research, Development, and
Evaluation Program
Five Year Budget Authority
(\$ in millions)**



Accomplishments

- Published 59 performance standards, most of which were the first of their kind, including [*Ballistic Resistance of Police Body Armor*](#) and [*Criminal Justice Offender Tracking Systems*](#).

- Used “sentinel events” to learn from errors in the criminal justice system since negative outcomes such as wrongful convictions, officer-involved shootings, and mistaken prison releases are rarely caused by a single act—but rather are “sentinel events” that signal underlying system weaknesses.
- Supported [CrimeSolutions.gov](https://www.crimesolutions.gov), a clearinghouse of evaluation research showing what works, what does not work, and what is promising across criminal and juvenile justice issues, policies, and practices.
- Leads the Federal Government’s research efforts to combat human trafficking as well as to develop strategies to prevent individuals from becoming committed to terrorist ideologies.
- NIJ-funded research in the use of computers for crime analysis and mapping laid the groundwork for the present, near-pervasive adoption of crime analysis technology. In 2017, NIJ conducted a Challenge to harness the advances in data science to the Challenges of Crime and Justice that resulted in the most comprehensive evaluation of crime forecasting software to date.
- The only federal agency investing and supporting the development of the robotic systems that are now used in the majority of U.S. forensic DNA laboratories.
- Funded the development of the Rapid DNA systems now being used in certain forensic laboratories.

For additional information, please visit the [NIJ website](#).

OFFICE OF JUSTICE PROGRAMS

Program Name: Residential Substance Abuse Treatment for State Prisoners (RSAT)

Funding

FY 2019 Request: \$12.0M
FY 2017 Enacted: \$14.0M

Program Description

Purpose: To break the cycle of drugs and violence by reducing the demand for, use, and trafficking of illegal drugs.

According to recent research on substance abuse in correctional facilities, 78 percent (1.5 million) of drug-involved inmates in America's prisons and jails met the medical criteria for alcohol or substance addiction, but only 11.2 percent receive any type of treatment services.

Only 16.6 percent of correctional facilities throughout the U.S. offered treatment in specialized settings, which can produce better outcomes.

The Residential Substance Abuse Treatment (RSAT) program provides support to state, local, and tribal governments to develop residential and aftercare services that emphasize partnerships between correctional staff and the treatment community to help substance-involved inmates break the cycle of addiction.

Authorizing Legislation: Violent Crime Control and Law Enforcement



Figure 1: 32 women graduated from a Residential Substance Abuse Treatment program at the Utah State Prison — a joyous moment of achieving sobriety and vowing to make better decisions in the future.

Act of 1994 (Public Law 103-322)

First Year of Appropriation: 1996


Administering Agency: Bureau of Justice Assistance (BJA)

Who Can Apply for Funding: All 50 states, the District of Columbia, and U.S. territories may apply for a formula grant award. In order to be eligible to receive awards under this solicitation, each project funded for award must be supported by at least 25 percent nonfederal funding. State offices may award subgrants to state agencies and units of local government (including federally recognized Indian tribal governments that perform law enforcement functions).

How Funds Are Distributed: Awards under this program are determined using a statutorily defined formula. Each state is allocated a base amount of 0.4 percent of total funds available. The remaining funds are divided based on the same ratio of each state's prison population to the total prison population of all states. Awards are made in the fiscal year of the appropriation and may be expended during the following three years, for a total of four years.

Program Goals

- Ensure that RSAT participants receive aftercare services coordinated between the correctional treatment program and other social service and rehabilitation programs such as education and job training, parole supervision, halfway houses, self-help, and peer group programs.
- Ensure that states coordinate RSAT activities with any Substance Abuse and Mental Health Services Administration- (SAMHSA) funded state and/or local programs that address this target population.



- Limit residential programs to inmates with six to 12 months remaining in their confinement so they can be released after completing the program instead of returning to prison.
- Jail-based programs are encouraged to separate the treatment population from the general correctional population and design the program on effective, evidence-based practices.

Accomplishments

- In calendar year 2016, RSAT programs served 20,400 individuals. All offenders received substance abuse treatment services prior to being released back into the community.
- Expanded Medication-Assisted Treatment (MAT) as an essential component of successful re-entry for inmates with alcohol and opioid addiction. Jails and prisons with model best practice programs have been showcased through national webinars, onsite training sessions, and a national meeting of prison, jail, and juvenile correctional practitioners across the country.
 - Created a training video featuring three prison MAT programs, which has contributed to the creation of 26 additional programs.
 - Through a partnership with the Federal Bureau of Prisons (BOP) National Institute of Corrections created seven Centers of Innovation featuring model prison and jail MAT programs that have trained 72 individuals from 17 correctional teams. To date 16 of the 17 have successfully initiated MAT programs.
 - Some jurisdictional jails have begun expanding to offer access to FDA approved opioid medications and serve pretrial populations to promote treatment alternatives to incarceration
- Continued to promote MAT Reentry Training that provides detailed descriptions of best practice MAT re-entry programming, model policies, practices, and forms.

Application and Award History

(\$ in millions)	FY 2015	FY 2016	FY 2017	FY 2018 Request	FY 2019 Request
Amount Available for Funding [^]	\$8.8	\$10.8	\$12.6	\$12.0	\$12.0
Total Funding Awarded	\$8.9	\$10.3	\$12.5	TBD	TBD
Number of Participants	24,162	20,400	27,000 Est. ^{1/}	TBD	TBD

[^] In FYs 2015-2017, amount does not include funds used for management and administration, peer review, or other authorized purposes.

^{1/} This data is collected on a calendar year basis. The total number of FY 2017 participants in RSAT-supported programs will not be available until March, 2018.

For additional information, please visit: [BJA Residential Substance Abuse Treatment Program](#), the [RSAT Training and Technical Assistance website](#), or the list of [FY 2016 RSAT Allocations by State](#).

OFFICE OF JUSTICE PROGRAMS
Program Name: Second Chance Act Program

Funding

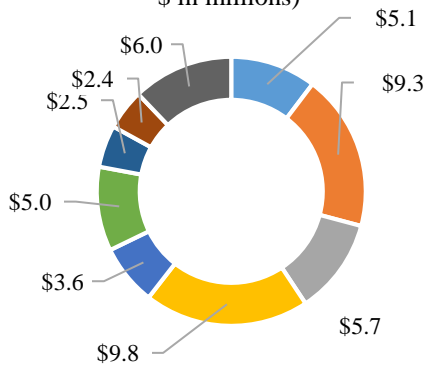
FY 2019 Request: \$58.0M
 FY 2017 Enacted: \$68.0M

Program Description

Purpose: To reduce recidivism and increase public safety by helping individuals returning from prison or jail successfully reintegrate into the community.

FY 2017 Activities Chart

Second Chance Act Program
 \$ in millions)



- 1. Treatment of Co-Occurring Disorders
- 2. Re-entry Demonstration Program
- 3. National Reentry Resource Center (NRRC)
- 4. Mentoring Re-entry Program
- 5. Statewide Recidivism Reduction Program
- 6. Pay for Success Housing (Transfer to HUD)
- 7. Pay for Success Discretionary
- 8. Project Hope Opportunity Probation with Enforcement
- 9. Innovations in Supervision

This program provides grants to help state, local, and tribal corrections and public safety agencies implement and improve reentry services including housing, education and employment assistance, mentoring relationships, mental health and substance use treatment services, and family support services. In addition to the regular Second Chance Act (SCA) grant programs, there are three carve-outs under SCA in FY 2019:

- Pay for Success;
- Innovations in Supervision (See Innovations in Supervision Program Summary); and
- Children of Incarcerated Parents Demonstration Program.

Pay for Success (PfS) provides an alternative way to achieve Second Chance Act objectives by partnering with philanthropic and private investors who provide up-front capital and are reimbursed only when outcomes are achieved and verified.

Authorizing Legislation: Second Chance Act of 2007 (34 USC 10631(o))

First Year of Appropriation: 2008

Administering Agency: Bureau of Justice Assistance (BJA)

Who Can Apply for Funding and How Funds Are Distributed:

Through a competitive process, awards are made as grants as follows:

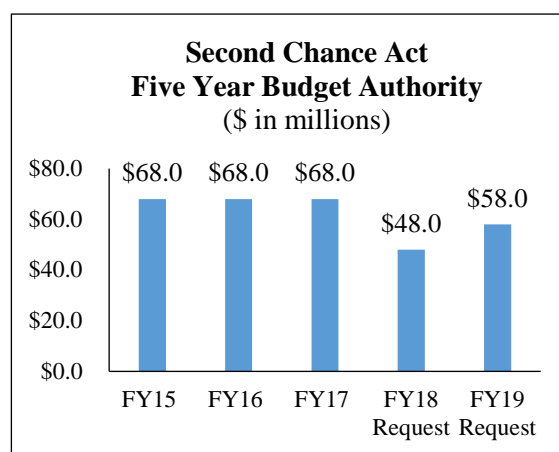
Activity	Who Can Apply for Funding	Length	Amounts
1. Treatment for Co-Occurring Disorders (Substance Abuse and Mental Health)	States, units of local government, and federally recognized Indian tribes	24 months	\$600,000
2. Reentry Demonstration Program		36 months	\$1,000,000
3. Family-based Substance Abuse Treatment Program		24 months	\$300,000
4. Mentoring Reentry Program	Nonprofit organizations	36 months	\$1,000,000

Activity	Who Can Apply for Funding	Length	Amounts
5. Statewide Adult Recidivism Reduction (SRR) Strategic Planning and Implementation Program	State-designated correctional or administering agencies	12 months for planning and up to 36 months for implementation after additional competition	\$100,000 for strategic planning and up to \$3,000,000 for implementation
6. Technology Careers Training Program	States, units of local government, territories, and federally recognized Indian tribes	36 months	\$750,000
7. State, Tribal, and Local Reentry Courts Program		24 months	\$500,000

Program Goals

BJA encourages applicants to:

- Focus on the individuals most likely to recidivate (medium to high risk).
- Target places where crime and recidivism rates are the highest.
- Use supervision policies and practices that balance sanctions and treatment.
- Leverage new and existing resources to produce the greatest impact that increases public safety in the jurisdiction.



Accomplishments

- From 2009 through 2017, BJA and OJJDP have made nearly 800 awards in 49 states, the District of Columbia, and U.S. territories, and an estimated 166,000 people have participated in in reentry initiatives supported by the Second Chance Act program.
- Since 2012, the Statewide Adult Recidivism Reduction (SRR) Program has provided resources to 25 states and the District of Columbia to achieve statewide reductions in recidivism.
- Additional SCA grantee successes include:
 - Harlem Parole Reentry Court programs led to increased employment or school enrollment (30 percent higher) and reduced recidivism (5 percent lower arrest rate, 8 percent lower re-conviction rate, 10 percent lower revocation rate) than the comparison group after 18 months.
 - UTEC, a program in Massachusetts connecting transitional-age youth who have serious criminal and gang involvement to intensive coaching and workforce development training, reports that 83 percent of participants were not arrested in the 2 years since leaving UTEC. For comparison, 51 percent of 18–24 year-olds who are incarcerated in county facilities in Massachusetts are re-arraigned within one year, and 76 percent are re-arraigned within three years.
 - The City of Los Angeles Gang Reduction and Youth Development Office, which connects gang-involved youth exiting probation camps with reentry and behavioral services while strengthening positive social influences, reports that youth who participated pre-release and post-release had a recidivism rate of 12 percent (compared to 21 percent in the control group) six months after release. Clients in this group also had zero sustained technical violations.

- The Louisiana Department of Public Safety and Corrections’ New Beginnings Program provides evidence-based treatment and services to people with co-occurring substance use and mental health disorders who are incarcerated in two Louisiana correctional facilities and will be returning to the greater Baton Rouge and New Orleans areas. In January 2017, New Beginnings received the Innovation in Corrections Award at the American Correctional Association Conference for its accomplishments - preliminary program data shows a 23.4-percent reduction in recidivism for participants who had partially or fully completed the program.
- An evaluation conducted by the Urban Institute found that the Allegheny County Reentry Initiative’s Second Chance Act-funded program had reduced re-arrest rates among participants by more than 50 percent. In the program, service providers assess the risk and need of every individual during his or her first 30 days in jail and collaborate with jail staff to direct individuals to needed in-jail services and treatment. The program then prepares participants for discharge and connects them with support in the community.

Application and Award History

(\$ in millions)	FY 2015	FY 2016	FY 2017	FY 2018 Request	FY 2019 Request
Amount Available for Funding	\$59.3 [^]	\$60.9 [^]	\$56.6 [^]	\$48.0	\$58.0
Total Funding Awarded	\$34.9 ^{1/}	\$39.5	\$33.7	TBD	TBD
Number of Applications	144	260	217	TBD	TBD
Number of Awards	52	50	40	TBD	TBD
Percentage of Applications Funded	36%	19%	18%	TBD	TBD

^{1/} Includes \$522K in prior year funding.

[^] Amount does not include funds awarded in SCA carve-out programs, funds transferred through inter-agency agreements, funds used for management and administration, peer review, or other authorized purposes.

Pay for Success (PfS) Funding – Carve-Out from SCA

(\$ in millions)	FY 2015	FY 2016	FY 2017	FY 2018 Request	FY 2019 Request
Amount Available for PfS Permanent Supportive Housing (Transfer to HUD)	[\$4.4]	[\$5.0]	[\$5.0]	[\$5.0]	[\$0.0]
Amount Appropriated for PfS Discretionary Initiatives	[\$2.1]	[\$1.7]	[\$2.5]	[\$2.5]	[\$7.5]
Total PfS Discretionary Funding Awarded	\$0	\$0	\$0	\$0	TBD
Number of PfS Awards	0	0	0	0	TBD

For additional information, please visit: [BJA’s Second Chance Act Program](http://www.payforsuccess.org/) or <http://www.payforsuccess.org/>.

This page intentionally left blank.

OFFICE OF JUSTICE PROGRAMS

Program Name: Strategies for Policing Innovation (SPI) Program (formerly Smart Policing Program)

Funding

FY 2019 Request: \$5.0M
FY 2017 Enacted: \$5.0M

This program is a carveout from the Byrne Justice Assistance Grants (JAG) Program in FY 2018; and a carveout of the COPS Hiring Program in FY 2019.

Program Description

Purpose: To improve policing performance while containing costs by helping law enforcement agencies develop and use more data-driven, evidence-based tactics and strategies.

This program supports state, local, and tribal jurisdictions in implementing and evaluating innovative approaches to chronic crime problems. Grantees are required to build strong partnerships with research practitioners in order to evaluate and make police operations as effective, efficient, and economical as possible, given the resource constraints they face.

Authorizing Legislation: Created through Department of Justice appropriations acts

First Year of Appropriation: 2009

Administering Agency: Bureau of Justice Assistance (BJA)

Who Can Apply for Funding: State, local, and tribal law enforcement agencies or a governmental non-law enforcement agency serving as a fiscal agent.

How Funds Are Distributed: Through a competitive process, awards are made as grants for up to \$700,000 for a 36-month project period. BJA



Figure 3: SPI sites
<http://strategiesforpolicinginnovation.com>

selects agencies that are diverse in organizational size, for the type of crime problems they face, for factors driving crime, or for organizational challenges addressed by the program. BJA also requires applicants to engage with a research partner, demonstrate the ability to collect and analyze data, and incorporate realistic and meaningful performance measures to assess the effectiveness of their efforts.

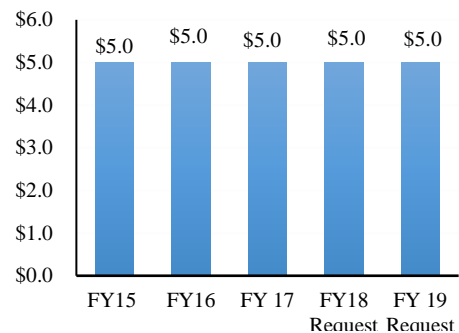
Program Goals

This program is designed to test innovation, data-driven law enforcement programs and generate evidence regarding the effectiveness of these new programs. Those that show promise may be identified for replication and further testing as part of OJP's ongoing effort to identify the next generation of evidence-based law enforcement and criminal justice program and policies.

Accomplishments

- The Boston Police Department engaged in a problem-oriented policing process to improve its homicide investigation processes and practices that resulted in a significant increase in its homicide clearance rate.
- The Los Angeles Police Department (LAPD) implemented Operation LASER (Los Angeles' Strategic Extraction and Restoration program), a model that focuses on hot spot corridors and chronic violent offenders. Through this SPI project, homicides decreased by 56

Strategies for Policing Innovation Five Year Budget Authority (\$ in millions)



This program is a carveout from the Byrne Justice Assistance Grants (JAG) Program in FY 2018 and a carveout of the COPS Hiring Program in FY 2019.

percent in the Newton Division, and overall violent crime declined by almost 20 percent from 2011 to 2012. Since 2012, LAPD has expanded LASER to multiple divisions in an effort to reduce homicides and shootings across the city. In 2017, Los Angeles saw a citywide total of 59 homicides in June, July, and August—far lower than the number of homicides typical for the three-month period. Other than 2014, when the city also recorded 59 homicides, it was the fewest killings experienced by the city in a single summer since 1966.

- The Rochester (New York) Police Department (RPD) and Rochester Institute of Technology developed and validated a risk assessment tool as an effective predictive device in retaliatory gun violent disputes. For every one point increase in the assessment tool score that a dispute received, the odds of violence occurring in that dispute increased by 29 percent. Trends in aggravated assaults and murders in Rochester have continued to decline in the year and a half since the RPD implemented its SPI intervention.

Application and Award History

(\$ in millions)	FY 2015	FY 2016	FY 2017	FY 2018 Request	FY 2019 Request
Amount Available for Funding	\$4.4^	\$4.4^	\$4.5^	\$5.0	\$5.0
Total Funding Awarded	\$4.4	\$4.4	\$4.4	TBD	TBD
Number of Applications	108	54	53	TBD	TBD
Number of awards	7	6	7	TBD	TBD
Percentage of Applications Funded	6%	11%	13%	TBD	TBD

^ Amount does not include funds used for management and administration, peer review, or other authorized purposes.

For more information, please visit: [BJA SPI Program](#) and www.strategiesforpolicinginnovation.com.

OFFICE OF JUSTICE PROGRAMS

Program Name: VALOR Initiative

Funding

FY 2019 Request: \$15.0 M

FY 2017 Enacted: \$7.5 M

This program is funded as a carveout under the Byrne Justice Assistance Grant (JAG) Program.

Program Description

Purpose: To prevent violence against law enforcement officers and ensure officer safety, resilience, wellness, and survivability following violent encounters during the course of their duties. The initiative provides multifaceted training, technical assistance, and specialized program offerings to state, local, and tribal law enforcement.

The VALOR Initiative consists of seven distinct programs:

1. VALOR Officer Safety and Wellness Training and Technical Assistance – Provides in-person and web-based training on critical officer safety and wellness topics.
2. Active Shooter Response Training and Technical Assistance – Provides in-person, active, scenario-based training that prepares officers to safely and effectively handle active-shooter situations.
3. Research and Destination Zero Program – Provides research on law enforcement injuries and fatalities and ensures that VALOR trainings and resources are up-to-date and relevant. Additionally, Destination Zero highlights programs that could serve as models for law enforcement agencies seeking to implement safety and wellness programs.



4. Officer Safety and Wellness Pilot Research and Evaluation – An officer safety and wellness pilot research and evaluation program that is assessing the impact of VALOR training in three law enforcement agencies.
5. De-Escalation Training and Technical Assistance – Provides evidence-based de-escalation training and technical assistance to educate and protect law enforcement and improve outcomes and relationships between officers and the communities they serve.
6. Law Enforcement Agency and Officer Resilience Training – A program that identifies, develops, delivers/implements training, and analyzes the effectiveness of taught resiliency concepts and skills within a law enforcement agency.
7. Law Enforcement and Community: Crisis Intervention Training Model – Delivers training and technical assistance to further develop and enrich BJA's justice and mental health portfolio specific to law enforcement's response and interaction with individuals with mental illness.

Authorizing Legislation: Created through Department of Justice appropriations acts

First Year of Appropriation: 2010

Administering Agency: Bureau of Justice Assistance (BJA)

Who Can Apply for Funding: National, regional, state, or local public and private entities, including nonprofit and for-profit organizations, faith-based and community organizations, institutions of higher education, units of local government, and federally



This program is a carve-out from the Byrne Justice Assistance Grants (JAG) appropriation.

recognized Indian tribal governments. For-profit organizations must agree to forgo any profit or management fee.

How Funds Are Distributed: Through a competitive process, awards are made for up to a 24-month period. Supplemental funding for this award may be available based on the availability of future appropriated funds and the grantee’s history of performance.

Program Goals

- Focus on all aspects of safety, including current and emerging issues such as complacency, tactics, constitutional policing, police professionalism, and guardianship.
- Focus also on wellness, resilience, and survivability to help law enforcement be healthier, and better prepared professional guardians of their communities.

Accomplishments

- Since inception, the VALOR Initiative and its programs have trained tens of thousands of law enforcement officers throughout the nation, and it continues to receive high praise and feedback from the law enforcement community.
- The Active Shooter Response Training Program in partnership with the FBI has trained over 60,000 officers in more than 2,800 training events.
- The www.valorforblue.org website has over 31,400 law enforcement users for the secure portal and over 415,700 items or files have been downloaded from the site since the VALOR Initiative was established in October 2010.
- Over 9,800 [Officer Safety Toolkits](#), a resource for law enforcement detailing available officer safety resources, have been disseminated.
- VALOR’s De-escalation Training was developed, piloted, and is now being delivered to law enforcement throughout the country.

Application and Award History

(\$ in millions)	FY 2015	FY 2016	FY 2017	FY 2018 Request	FY 2018 Request
Amount Available for Funding ^{1/}	[\$13.5]	[\$13.5]	[\$6.8]	[\$15.0]	[\$15.0]
Total Funding Awarded	\$13.4	\$13.5	\$6.6	TBD	TBD
Number of Applications	1	14	17	TBD	TBD
Number of awards	1	5	3	TBD	TBD
Percentage of Applications Funded	100%	36%	18%	N/A	N/A

^{1/} This program is funded as a carveout from the Byrne Justice Assistance Grants (JAG) appropriation.

For additional information, please visit: www.valorforblue.org.

OFFICE OF JUSTICE PROGRAMS
Program Name: Veterans Treatment Courts

Funding

FY 2019 Request: \$6.0M
 FY 2017 Enacted: \$7.0M

Program Description

Purpose: To assist veterans in breaking the cycle of substance abuse and criminal behavior by providing necessary support and services. Veterans treatment courts, in connection with the Veterans Administration, reconnect rehabilitated veterans with their families, while helping to ensure public safety and personal accountability.

This program provides grants, training, evaluation, and technical assistance to help state, local, and tribal governments develop and implement veterans treatment courts.

Authorizing Legislation: Created through Department of Justice appropriations acts

First Year of Appropriation: 2013

Administering Agency: Bureau of Justice Assistance (BJA)

Who Can Apply for Funding: States and U.S. territories, state courts, local courts, units of local government, and tribal governments

How Funds Are Distributed: Through a competitive process, awards are made as grants for up to \$400,000 for a three-year period. The recipient must pay 25 percent of the project's costs.



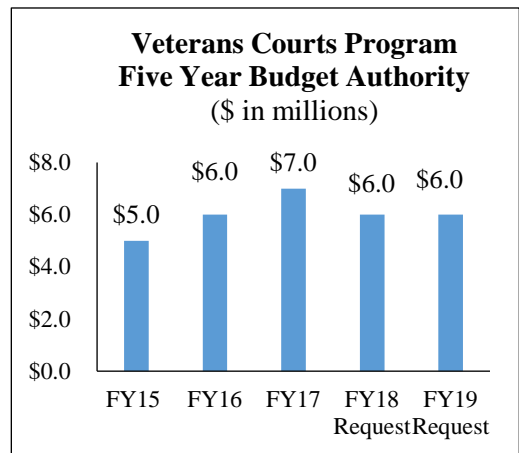
A Wounded Warrior in the Orange County Combat Veterans Treatment Court

Program Goals

- Support jurisdictions that demonstrate the capacity to implement a veteran's treatment court in their communities.
- Maintain and expand services at existing veterans treatment courts.

Accomplishments

- As of November 21, 2017, there were 356 veterans treatment courts in the country, with more in the planning stages.
- Research over the past decade has shown lower rates of recidivism and a higher return on financial investments with drug courts than with traditional courts. A recent report on the Bexar County (San Antonio, Texas) Veterans Treatment Court (VTC) reported a graduation rate of 94 percent and a three-year recidivism rate for graduates of 13 percent.
- BJA, in partnership with the Federal Bureau of Prisons and the National Institute of Corrections (NIC), is investing in the NIC VTC Project (the Project). The goal of the Project is to create protocols that will assist VTCs and partnering agencies to develop individualized case management and treatment plans that are based on a validated risk and needs assessment tool. These tools are designed to meet the special needs of veteran offenders by incorporating the latest research on trauma, substance abuse, and other issues affecting veterans. Research has consistently shown that clinical interventions are most effective when they are based on risk-need-responsivity principles, which hold that the type and intensity of treatment and supervision services should be proportional to an offender's risk of re-offending and should target their specific criminogenic needs.



Application and Award History

(\$ in millions)	FY 2015	FY 2016	FY 2017	FY 2018 Request	FY 2019 Request
Amount Available for Funding	\$4.3 [^]	\$5.4 [^]	\$6.3 [^]	\$6.0	\$6.0
Total Funding Awarded	\$2.8	\$5.2	\$6.0	TBD	TBD
Number of Applications	96 ^{1/}	123 ^{1/}	140 ^{1/}	TBD	TBD
Number of Awards	12	16	14	TBD	TBD
Percentage of Applications Funded	13%	13%	10%	TBD	TBD

^{1/} These are numbers of applications to the Drug Courts Solicitation. Veterans Treatment Court projects are funded from this pool of applicants.

[^] Total Funding Awarded does not include funds used for management and administration, peer review, or other authorized purposes.

For additional information, please visit: [BJA Veterans Treatment Courts](http://justiceforvets.org/what-is-a-veterans-treatment-court) and <http://justiceforvets.org/what-is-a-veterans-treatment-court>.

OFFICE OF JUSTICE PROGRAMS

Program Name: Victims of Child Abuse (VOCA) Improving Investigation and Prosecution of Child Abuse

Funding

FY 2019 Request: \$20.0M
 FY 2017 Enacted: \$21.0M

Program Description: To enhance the effectiveness of the investigation and prosecution of child abuse cases.

This program provides training and technical assistance to professionals involved in investigating, prosecuting, and treating child abuse.

This program also supports the development of Children’s Advocacy Centers (CACs) and/or multi-disciplinary teams designed to prevent the inadvertent re-victimization of an abused child by the justice and social service systems in their efforts to protect the child.



Authorizing Legislation: The Victims of Child Abuse Act, 34 U.S.C. § 20306(a) and (b)

First Year of Appropriation: 1992

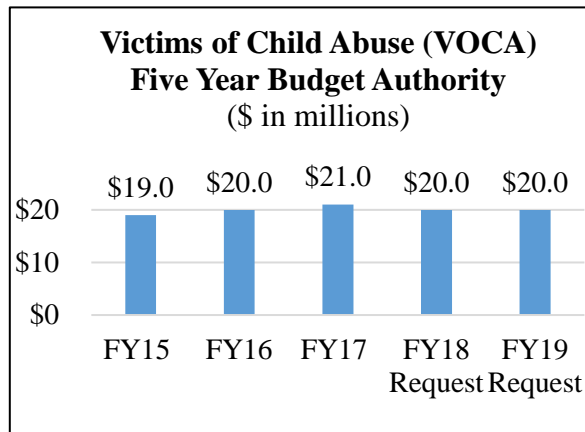
Administering Agency: Office of Juvenile Justice and Delinquency Prevention (OJJDP)

Who Can Apply for Funding and How Funds are Distributed: Through a competitive process, cooperative agreement awards are made to local public and private nonprofit organizations. For-profit organizations must agree to forgo any profit or management fee. The following chart outlines the key funding areas:

Category	Key Program Areas	Award Amounts	Award Period
1. Training and Technical Assistance	Training and Technical Assistance for Child Abuse Professionals	Up to \$2.1M	Up to 36 months
	Membership and Accreditation for CACs	Up to \$1.5M	
	Training and Technical Assistance for Child Abuse Prosecutors	Up to \$1.82M	
	Regional Children’s Advocacy Centers – There are four regional centers located as follows: Northeast, Southern, Midwest and Western	Up to \$1.25M	
2. Program	National Subgrants Program – the awarded agency releases a request for proposal to invite CACs across the country to apply for : 1) subgrants that will meet specific needs related to child abuse and neglect at the local level; 2) subgrants to improve services to victims of child pornography; and 3) subgrants to support CAC and military collaboration to improve military installations’ responses to child abuse by leveraging the CAC model as well as supporting a pilot project to identify and develop best practices in this area. The awarded agency releases a specific request for proposals for this focus.	Various	

Program Goals

- Increase the number of accredited CACs across the country annually, including the number of CACs serving American Indian and Alaska Native children and communities, and the number of CACs serving child victims of commercial sexual exploitation.
- Increase the amount and quality of services available to victims of child pornography and their families through CACs.
- Increase emphasis on collaborations between CACs and military installations to improve their response to child abuse cases.
- The four regional CACs will assist in the development and expansion of local CACs and provide training, technical assistance, and other services to communities establishing multi-disciplinary programs.



Accomplishments

- In 2016, 324,602 children were served by CACs.
- As of FY 2017, 861 CACs have been established across the U.S. in all 50 states.
- Currently, there are 714 accredited CACs nationwide.

Application and Award History

(\$ in millions)	FY 2015	FY 2016	FY 2017	FY 2018 Request	FY 2019 Request
Amount Available for Funding	\$16.7 [^]	\$18.0 [^]	\$17.5 [^]	\$20.0	\$20.0
Total Funding Awarded	\$16.6	\$18.0	\$17.5	TBD	TBD
Number of Applications	13	9	10	TBD	TBD
Number of Awards	10	9	8	TBD	TBD
Percentage of Applications Funded	77%	100%	80%	TBD	TBD

[^] Amount of appropriation minus funds used for management and administration, peer review, or other authorized purposes.

For additional information, please visit: <http://www.ojjdp.gov/>.

OFFICE OF JUSTICE PROGRAMS
Program Name: Victims of Trafficking

Funding	
FY 2019 Request:	\$45.0M
FY 2017 Enacted:	\$45.0M

Program Description

Background: Human trafficking is a crime in which offenders generally use physical force, fraud, or coercion to obtain and maintain control over vulnerable victims. The Trafficking Victims Protection Act (TVPA) authorizes the Attorney General to make grants to develop, expand, or strengthen victim service programs for victims of trafficking. Over the past decade, DOJ's collaborative response to trafficking victims has evolved, integrating data, research, and best practices into programs that respond to the diverse needs of victims of sex trafficking and labor trafficking.

Authorizing Legislation: The Trafficking Victims Protection Act (TVPA) of 2000, as amended; 22 USC § 7105(b)(2) (state and local); 18 USC § 3014(e)(B); 22 USC § 7105(b)(2) (DTVf)

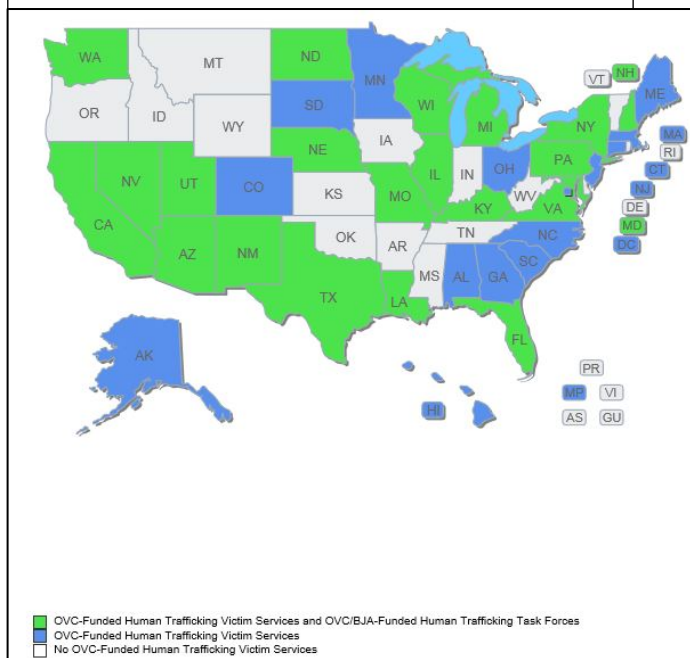
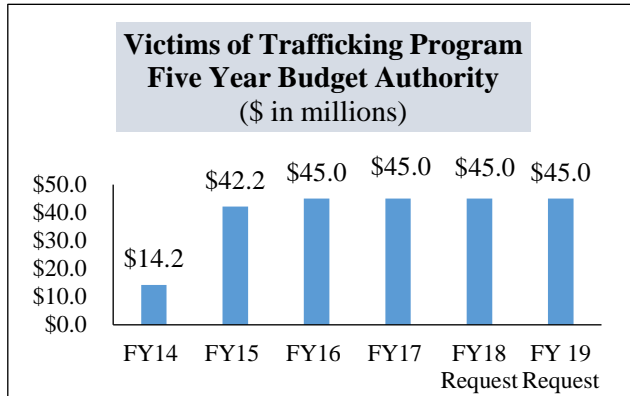
Eligible Applicants: States; units of local government; federally recognized Indian tribal governments; nonprofit, nongovernmental organizations

Administering Agencies: Office for Victims of Crime (OVC) and the Bureau of Justice Assistance (BJA)

Purpose: To support effective programs that assist victims of all forms of human trafficking through the following interventions:

Comprehensive and specialized direct services for victims of trafficking. The majority of OVC awards under the Victims of Trafficking program support direct victim services.

Multi-disciplinary teams (also referred to as Enhanced Collaborative Model Task Forces or ECM Task Forces), comprised of local, state, tribal, and federal law enforcement, victim service providers, and community- and faith-based organizations that together ensure that trafficking victims are proactively identified and referred



for appropriate services, while at the same time their offenders' cases are investigated and prosecuted.

Training and technical assistance to improve responses to victims of trafficking.

Data collection, research, and evaluation to better understand trafficking victimization and the needs of victims.

Current grantees: A map of current OVC and BJA funded human trafficking victim service and ECM task force grantees is maintained [online](#) and documents the coverage of approximately 115 OVC awards and 29 BJA grantees.

Recent Accomplishments

Dramatically increased numbers of victims assisted: Between July 2015 and June 2016, OVC trafficking grantees reported a total of 5,528 clients assisted. This reflects significant growth in the number of trafficking victims receiving a wide range of victim services, as nearly the same amount of victim clients (5,756) were served during the entire first ten years of OVC's anti-trafficking program. This is due, in large part, to the OVC expanded direct services program.

Enhanced community capacity to respond to trafficking: From September 2016 to August 2017, OVC provided anti-trafficking training and technical assistance through OVC's Training and Technical Assistance Center to 3,748 victim service providers and allied professionals. OVC's anti-trafficking grantees trained more than 40,000 people on how to identify and assist trafficking victims between July 2015 and June 2016.

Increased availability of comprehensive victim services across the country: OVC manages the largest amount of federal funding dedicated to providing direct services to survivors of human trafficking in the United States. [OVC grantee data](#) underscore the need for a wide range of comprehensive services as well as flexibility and planning in advance of victim identification to ensure the service providers can effectively meet the needs of this diverse population of victims. Top services OVC grantees provide to victims of human trafficking include case management, legal services, and housing assistance, among others.

Innovation in victim services: For many years, key stakeholders in the anti-trafficking field, including law enforcement, service providers, and survivors, have requested increased resources for housing-based services (meaning comprehensive services based on a foundation of safe and stable housing). In 2017, through a \$16M interagency agreement, OVC and the Department of Housing and Urban Development's Office of Special Needs Assistance Programs began working collaboratively with a new interagency human trafficking housing partnership working group to design a housing-based victim services program that will address the comprehensive needs of trafficking victims.

Enhanced Collaborative Model to Combat Trafficking Task Forces

The [Enhanced Collaborative Model \(ECM\) to Combat Human Trafficking](#) program supports multidisciplinary task forces that work together to identify victims of all forms of trafficking, provide victims with comprehensive services, and investigate and prosecute traffickers.

Currently there are 29 total active ECM task forces across the nation. Each task force receives two grant awards (3-year cooperative agreements): one award, managed by the Office for Victims of Crime (OVC), supports a victim service provider, while the other award, managed by the Bureau of Justice Assistance (BJA), supports a state or local law enforcement agency. Applicants for the ECM must meet the requirements of the program that are consistent with the TVPA, meet the definition of human trafficking, and promote strategies that are victim-centered. Effective coordination between law enforcement and victim service providers is a high priority.

OJP continues to assess this program model and make improvements to ensure a full response to victims of human trafficking, within the guidelines of the TVPA and the Justice for Victims of Trafficking Act (JVTA) of 2015. For a breakdown of current DOJ-funded trafficking programs by state, visit:

<https://ovc.ncjrs.gov/humantrafficking/traffickingmatrix.html>.

Who Can Apply for Funding and How Funds are Distributed: In recent years, OVC has focused on enhancing the quality and quantity of services available to victims of human trafficking through three key anti-trafficking programs:

Program	Activities	Eligible Applicants	Award Type	Amounts
Comprehensive Services	Provide a comprehensive range of services to victims of all forms of trafficking, from case management to housing to employment services	States, units of local government, federally recognized Indian tribal governments, nonprofit, nongovernmental organizations	Cooperative agreements	up to \$750K for 36 months
Specialized Services	Provide a specific service, such as legal assistance		Cooperative agreements	up to \$600K for 36 months
Enhanced Collaborative Model (Joint OVC & BJA)	A BJA law enforcement grantee and OVC victim services provider jointly implement a collaborative task force in order to identify victims of all forms of trafficking, provide victims with comprehensive services, and investigate and prosecute traffickers		Cooperative agreements	Up to \$900K for 36 months

Application and Award History

Enhance Collaborative Model (“Task Forces”) – Chart contains both BJA and OVC awards

(\$ in millions)	FY 2015	FY 2016	FY 2017	FY 2018
Total Funding Awarded	\$23.5	15.2	\$2.8M	TBD
Number of Applications	92	49	16	TBD
Number of awards	32	22	4	TBD
Percentage of Applications Funded	35%	45%	25%	TBD

Note: Currently 29 ECM Task Forces are funded on a 3-year funding cycle.

Comprehensive Services for Victims of Trafficking

(\$ in millions)	FY 2015	FY 2016	FY 2017	FY 2018
Total Funding Awarded	\$8.6	\$5.1	\$3.6	TBD
Number of Applications	38	28	26	TBD
Number of awards	12	7	5	TBD
Percentage of Applications Funded	32%	25%	19%	TBD

Specialized Services for Victims of Human Trafficking

(\$ in millions)	FY 2015	FY 2016	FY 2017	FY 2018
Total Funding Awarded	\$5.7	\$14.6	\$7.5	TBD
Number of Applications	43	55	49	TBD
Number of awards	10	26	13	TBD
Percentage of Applications Funded	23%	47%	27%	TBD

Note: \$3.6 million supported training and technical assistance for OJP trafficking grantees and \$1.3 million supported research and evaluation projects to address gaps in knowledge regarding human trafficking.

For additional information, please visit: [OVC’s Human Trafficking Program](#).

This page intentionally left blank.

OFFICE OF JUSTICE PROGRAMS

Program Name: Violent Gang and Gun Crime Reduction Program/Project Safe Neighborhoods (PSN)

Funding

FY 2019 Request: \$140.0M
 FY 2017 Enacted: \$ 6.5M

In the FY 2018 budget request, activities supported by this program are consolidated and enhanced under the new PSN Block Grants program and funded under a separate line item.

In FY 2019, OJP is requesting PSN funding under the Violent Gang and Gun Crime Reduction Program line item to clarify that this program is a continuation and enhancement of the Department's existing PSN strategy.

Program Description

Purpose: To reduce violent crime related to gang activity and criminal misuse of firearms in targeted areas.

This program is one of the primary funding streams used by DOJ to support the Project Safe Neighborhoods (PSN) initiative. It provides grants, training, and technical assistance to support interagency teams that are led by the local United States Attorney's office. Funds may be used to:

- Hire additional prosecutors and research partners;
- Support investigators;
- Implement effective crime reduction strategies;
- Deter juvenile gun crime; and
- Develop and promote community outreach efforts.

PSN is a results-oriented, collaborative approach to public safety that utilizes law enforcement and community partnerships with strategic enforcement efforts focused on the most violent criminals in the most violent areas within each district. The goal of this program is to work together to reduce violent crime and make our communities safer for everyone.

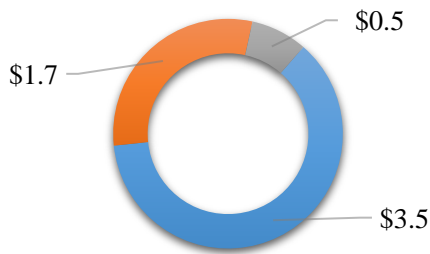
Authorizing Legislation: Public Law 110-5, embedded sections 101-104; Pub. L. 109-108, 119 Stat. 2290, 2302

First Year of Appropriation: 2001

Administering Agency: Bureau of Justice Assistance (BJA)

FY 2017 Activities Chart

(\$ in millions)



- Grants to districts with population > 5 million
- Grants to districts with population of 2 - 5 million
- Grants to districts with population < 2 million

Who Can Apply for Funding and How Funds Are Distributed:

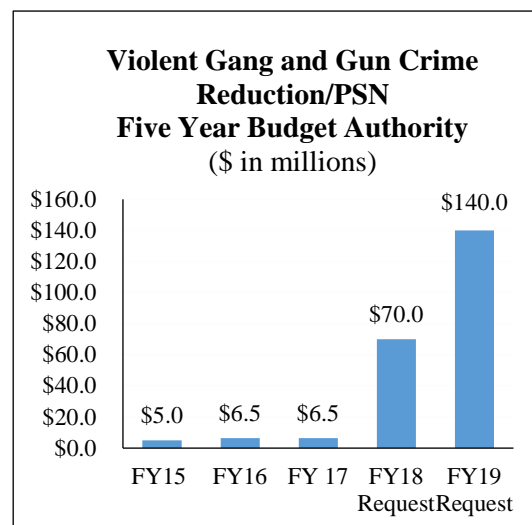
Activity	Who Can Apply for Funding	Award type	Amounts
Task Force Grants	Task Force fiscal agents certified by the relevant U.S. Attorney's Office as well as federally recognized Indian tribal governments. Eligible fiscal agents include states, units of local government, educational institutions, faith-based and other community organizations, and private nonprofit organizations.	Competitive discretionary grants available for 24 months	\$150,000 – \$500,000
Training and Technical Assistance (TTA)	Nonprofit organizations (including faith-based organizations), for-profit organizations, institutions of higher education, and consortiums with experience in addressing gun crime and anti-gang violence strategies. For-profit organizations must agree to waive any profit or fees for services.	Competitive discretionary grants available for 36 months	\$150,000 – \$500,000
National Gang Center	Office of Juvenile Justice and Delinquency Prevention (OJJDP) awards a cooperative agreement to a TTA provider selected through a competitive process to oversee the Center's work.	Inter-agency agreement with OJJDP	\$500,000 in FY 2014 (Additional funding may be provided in the future.)

Program Goals

- Use a results-oriented, collaborative approach to public safety that utilizes law enforcement and community partnerships with strategic enforcement efforts focused on the most violent criminals in the most violent areas within each district.
- Network with existing local programs that target gang and gun crime and provide them with the additional tools necessary to be successful.

Accomplishments

- On October 5, 2017, the Attorney General took steps to strengthen the PSN Program and made it clear that it is a Department priority. The Department has developed a toolkit and new resources to help communities build successful violence reduction programs.
- Approximately 67,498 sworn and non-sworn personnel have received training on gang and gun-related investigation-, prosecution-, and community-centered topics since the program began in 2001.
- As a result of task force investigations funded through this program, 32,515 individuals were prosecuted and convicted of illegal firearm offenses (violations of 18 U.S.C. 922- 924) in fiscal years 2009-2011.
- A 2009 National Institute of Justice-funded evaluation of the effectiveness of this program found:
 - Reduced violent crime overall in participating cities (4.1 percent decline versus 0.9 percent in non-participating cities)
 - A decline in gun-related violence in the nine participating cities



Application and Award History

(\$ in millions)	FY 2015	FY 2016	FY 2017	FY 2018 Request	FY 2019 Request
Amount Available for Funding^	\$4.3	\$5.8	\$5.8	\$70.0	\$140.0
Total Funding Awarded	\$4.4	\$5.7	\$5.5	TBD	TBD
Number of Applications	59	44	40	TBD	TBD
Number of awards	13	16	17	TBD	TBD
Percentage of Applications Funded	22%	36%	43%	TBD	TBD

^ Amount does not include funds used for management and administration, peer review, or other authorized purposes.

For additional information, please visit: [Project Safe Neighborhoods](#).

OFFICE OF JUSTICE PROGRAMS

Program Name: Youth Mentoring

Funding

FY 2019 Request: \$58.0M
 FY 2017 Enacted: \$80.0M

FY 2017 Activities Chart



Program Description

Purpose: To reduce juvenile delinquency, gang involvement, academic failure, victimization, and school dropout rates through one-on-one, group, and/or peer mentoring.

Through this program, OJJDP increases the capacity of state and local jurisdictions and Indian tribal governments to develop, implement, expand, evaluate, and sustain youth mentoring efforts that incorporate evidence-based findings of best practices and principles. In addition, OJJDP funds training and technical assistance and research to support these mentoring programs nationwide.

Authorizing Legislation: The Juvenile Justice and Delinquency Prevention (JJDP) Act of 2002 (Public Law 107-273, 34 U.S.C. § 11101 et seq.)

First Year of Appropriation: 2005

Administering Agency: Office of Juvenile Justice and Delinquency Prevention (OJJDP)

Who Can Apply for Funding and How Funds are Distributed: Through a competitive process, awards are made as follows:

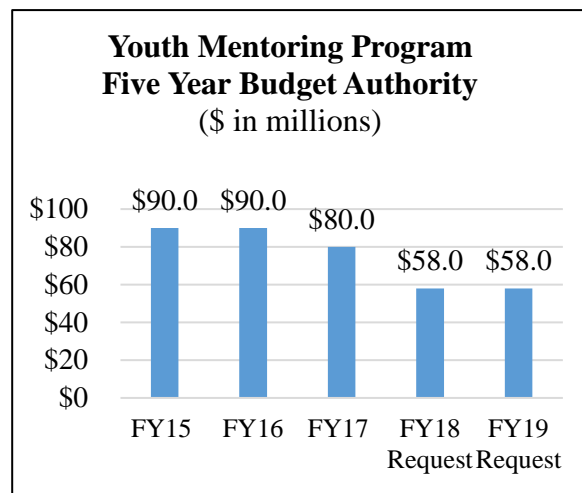
Category	Who Can Apply for Funding	Award Type	Award Amounts	Award Period
3. Mentoring Opportunities for Youth	Category 1: National Mentoring (Organizations with subawardees in 45 or more states)	Grant	Various	Up to 36 months
	Category 2: Multi-State Mentoring (Organizations with subawardees in between 5 and 44 states)	Grant	Up to \$5m	Up to 36 months
	Category 3: Mentoring Youth Involved in the Juvenile Justice System (private organizations including nonprofit organizations and for-profit organizations, including tribal nonprofit and for-profit organizations).	Grant	\$1.25M	36 months
a. Mentoring Research Partners	States, territories, units of local government, federally recognized tribal governments, nonprofit and for-profit organizations, and institutions of higher education. For-profit organizations must agree to waive any profit or fees for services.	Grant	Up to \$450,000	Up to 36 months
4. Training and Technical Assistance	Public agencies (including state agencies, units of local government, public universities and colleges, and tribal governments) and private organizations (including faith-based and community organizations).	Cooperative Agreement	Up to \$1.5M per 12 month project period	Up to 36 months

Program Goals

- To strengthen and/or expand mentoring activities to reduce juvenile delinquency, drug abuse, truancy, and other problem and high-risk behaviors.
- Build the capacity of tribes to develop and implement culturally-sensitive mentoring activities on tribal reservations that connect tribal youth with tribal adult mentors.

Accomplishments

- In 2016, OJJDP-funded mentoring programs served over 306,500 youth and had over 73,900 active mentors.
- Participating youth demonstrated the most improvement in:
 - Perception of social support (72%);
 - Antisocial behavior (70%);
 - Gang resistance (72%).
- In 2016, 92% of OJJDP-funded mentoring programs reported using evidence based practices.
- In FY 2017, the National Mentoring Resource Center (NMRC) released population and topical reviews examining available evidence as it pertains to either mentoring for a specific population of youth (e.g., cross-age mentoring and youth in foster care) or a specific model of mentoring (e.g., group mentoring, e-mentoring). Additionally, NMRC provided no-cost training and technical assistance to organizations and communities throughout the nation. During FY 2017, NMRC provided 7,737 hours of technical assistance to 436 organizations and hosted 15 trainings on topics ranging from matching to mentoring for immigrant youth.



Application and Award History

(\$ in millions)	FY 2015	FY 2016	FY 2017	FY 2018 Request	FY 2019 Request
Amount Available for Funding	\$77.0 [^]	\$81.2 [^]	\$66.4 [^]	\$58.0	\$58.0
Total Funding Awarded	\$77.0	\$81.2	\$66.4	TBD	TBD
Number of Applications	120	119	176	TBD	TBD
Number of Awards	28	34	29	TBD	TBD
Percentage of Applications Funded	23%	29%	16%	TBD	TBD

[^] Amount of appropriation minus funds used for management and administration, peer review, or other authorized purposes.

For additional information, please visit: www.ojjdp.gov/programs/mentoring.html and www.nationalmentoringresourcecenter.org.