
U.S. Department of Justice

Drug Enforcement Administration

FY 2018
Performance Budget
Congressional Submission



Table of Contents

- I. Overview1**
- II. Summary of Program Changes13**
- III. Appropriations Language and Analysis of Appropriations Language.....15**
- IV. Program Activity Justification.....17**
 - A. International Enforcement.....17
 - 1. Program Description17
 - 2. Performance Tables25
 - 3. Performance, Resources, and Strategies29
 - B. Domestic Enforcement.....33
 - 1. Program Description33
 - 2. Performance Tables49
 - 3. Performance, Resources, and Strategies53
 - C. State & Local Assistance.....59
 - 1. Program Description59
 - 2. Performance Tables61
 - 3. Performance, Resources, and Strategies63
 - D. Diversion Control.....65
 - 1. Program Description65
 - 2. Performance Tables67
 - 3. Performance, Resources, and Strategies71
- V. Program Increases Item**
 - A. Heroin Enforcement.....83
 - B. Transnational Organized Crime87
 - C. Violent and Gun-Related Crime Reduction Task Force91
 - D. Diversion Investigators and Tactical Diversion Squads95
 - E. Opioid Training, Enforcement, and Drug Disposal.....99
 - F. Special Assistant United States Attorneys (SAUSA) Pilot Program104
- VI. Exhibits**
 - A. Organizational Chart
 - B. Summary of Requirements
 - C. FY 2018 Program Changes by Decision Unit

- E. Justification for Technical and Base Adjustments
- F. Crosswalk of 2016 Availability
- G. Crosswalk of 2017 Availability
- H. Summary of Reimbursable Resources
- I. Detail of Permanent Positions by Category
- J. Financial Analysis of Program Changes
- K. Summary of Requirements by Object Class
- L. Status of Congressionally Requested Studies, Reports, and Evaluations
- M. Senior Executive Service Reporting
- N. DCFA Cash Flow Analysis

I. Overview for the Drug Enforcement Administration (DEA)

Introduction

Since its creation in 1973, DEA has evolved from a small, domestic-oriented law enforcement agency to a globally recognized agency with over 8,800 onboard employees assigned to 221 domestic offices and 90 foreign offices in 69 countries. The mission of DEA is to enforce the controlled substances laws and regulations of the United States (U.S.) and bring to the criminal and civil justice system those organizations and principal members of organizations, involved in the growing, manufacture, or distribution of controlled substances appearing in or destined for illicit traffic in the U.S. Additionally, the DEA recommends and supports non-enforcement programs aimed at reducing the availability of illicit controlled substances on the domestic and international markets.

DEA focuses its resources on disrupting and dismantling the command and control elements of major international drug trafficking organizations and/or money laundering enterprises, known as Consolidated Priority Organization Targets (CPOTs), as well as other Priority Target Organizations (PTOs) that significantly impact the U.S. drug supply. Increasingly, DEA engages in long-term, multifaceted complex investigations that require sophisticated investigative techniques, such as electronic surveillance.

Today's most significant drug trafficking organizations are the dangerous and highly sophisticated Mexican Transnational Criminal Organizations (TCOs) that traffic drugs throughout the U.S. using established transportation routes and distribution networks. Mexican TCOs continue to be the principal suppliers of heroin, methamphetamine, cocaine, and marijuana to the U.S. Out of the 37 current CPOTs, 24 are Mexican. Domestically, distribution cells have forged alliances with Mexican TCOs, resulting in an increasing threat to the safety and security of communities across the country. Specifically, TCOs have formed relationships with gangs, who in turn commit violent crimes and serve as retail-level drug distributors for TCOs, presenting a serious risk to public health and safety. DEA is uniquely positioned to target and dismantle the local distribution cells and the international drug trafficking organizations with whom they conspire.



Heroin use in this country has reached alarming levels and many localities are reporting increases in heroin-related deaths. A contributing factor to increasing demand for heroin is prescription opioid abuse. Prescription drug abuse is the nation’s fastest-growing drug problem. Recently, the Centers for Disease Control and Prevention reported that 52,000 people died of a drug overdose in the U.S. in 2015, the most recent year for which information is available. Of the overdose deaths in 2015, 63 percent (33,091) involved an opioid, 47 percent (24,508) involved prescription pain medicines, and 25 percent (12,990) involved heroin¹.

DEA has also become increasingly alarmed over the proliferation of illicit fentanyl. Fentanyl and fentanyl analogues present a serious risk of overdose and death through misuse. The 2015 market for misused prescription pain relievers was 12.5 million people², and if illicit fentanyl is introduced into even a small portion of that overall market, there is a likelihood that overdoses will increase. Fentanyl is dangerous enough by itself when misused or abused, and when combining it with heroin or cocaine the painkiller can become lethal. In addition, this drug can be absorbed through the skin or inhaled, which makes it particularly dangerous for public safety personnel who encounter the substance during the course of their daily operations. In 2016,

¹ Centers for Disease Control and Prevention (2016). *Increases in Drug and Opioid-Involved Overdose Deaths- United States, 2010-2015*

² Center for Behavioral Health Statistics and Quality (2016). *Results from the 2015 National Survey on Drug Use and Health*. Table 1.27A. Retrieved from <http://www.samhsa.gov/data/>

forensic laboratories across the country submitted 28,751 fentanyl reports to the National Forensic Laboratory Information System (NFLIS). In 2013 there were 1,041 reports, and at the height of the 2006 fentanyl epidemic, there were 1,594. Fentanyl and fentanyl analogues represent the deadly convergence of the synthetic drug threat and current national opioid epidemic.

In combatting these threats, DEA recognizes that law enforcement action alone is not enough and has rolled out its 360 Strategy. This new initiative involves coordinated law enforcement, diversion control, and community outreach efforts to tackle the cycle of violence and addiction generated by the link between drug cartels, violent gangs, and the growing problem of prescription opioid and heroin abuse in U.S. cities. In 2016, DEA deployed the 360 Strategy in Pittsburgh, PA, Milwaukee, WI, St. Louis, MO, West Memphis, AR, Louisville, KY, Manchester, NH, and Charleston, WV. Additionally, DEA plans to expand to Dayton, OH, and Albuquerque, NM in FY 2017.


As part of the DEA 360 Strategy, DEA has also partnered with Discovery Education, a division of Discovery Communications, to develop and distribute a prescription opioid and heroin education curriculum to middle and high school students, their teachers, and parents. The goal of Operation Prevention is to educate children about the danger of prescription opioids and heroin, and to kick-start lifesaving conversations in the home and classroom. This program is available at no cost to schools nationwide and includes resources such as: standards-aligned lesson plans, interactive student activities, and parent resources.

To Date:

- More than 17,000 downloads of the lesson plans to more than 696,000 students
- More than 14,000 views of the Virtual Field Trip to more than 290,000 students
- Cynopsis Social Good Awards – Winner for Best Health & Wellness Initiative

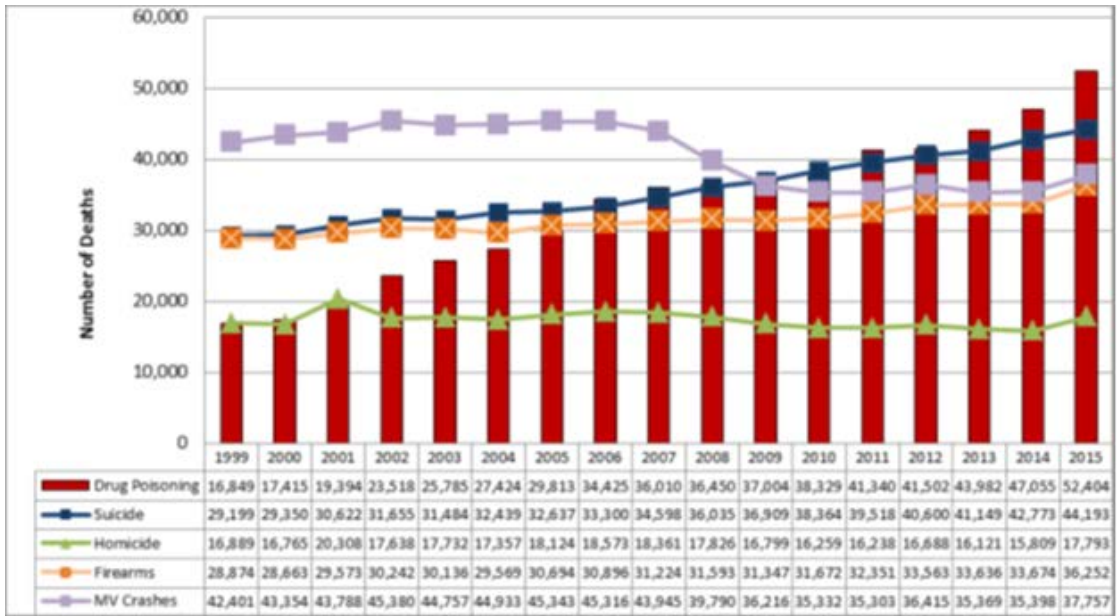
Drug Threat Assessment

The 2016 National Drug Threat Assessment is a comprehensive strategic assessment of the threat posed to the U.S. by the trafficking and abuse of illicit drugs. Over the past 10 years, the drug landscape has shifted, with the U.S. now facing an opioid epidemic driven by the non-medical use of controlled prescription drugs, illicit fentanyl, and heroin. While the current opioid crisis has deservedly garnered significant attention, the methamphetamine threat has remained prevalent; the cocaine threat was in a state of steady decline, but early indicators suggest that it may be rebounding. Drug poisoning is the leading cause of injury death in the U.S. Drug poisoning deaths are currently at their highest ever



recorded level and, every year since 2009³; drug poisoning deaths have outnumbered deaths by firearms, motor vehicle crashes, suicide and homicide. The following chart shows the number of Injury Deaths by Drug Poisoning, Suicide, Homicide, Firearms, and Motor Vehicle Crashes in the U.S. from 1999-2015.

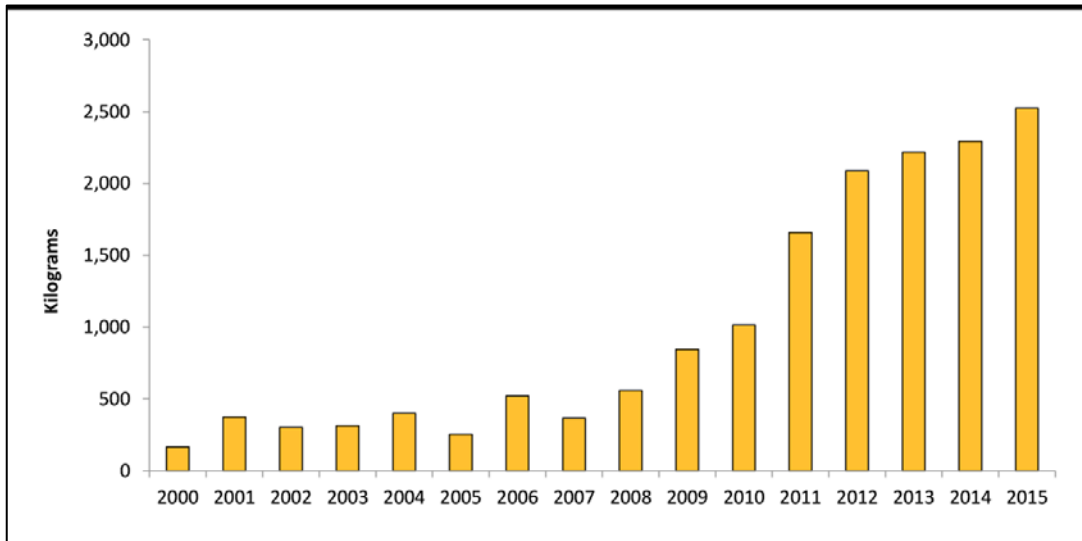
Number of Injury Deaths by Drug Poisoning, Suicide, Homicide, Firearms, and Motor Vehicle Crashes in the United States, 1999-2015



Heroin poses a serious and increasing threat to the U.S. The size of the heroin user base continues to grow, and overdose deaths, already at high levels, continue to rise. Most of the heroin smuggled into the U.S. is brought overland across the Southwest Border (mostly Mexican heroin and some South American heroin) with lesser amounts transported by couriers on commercial airlines (South American, Southwest Asian, and Southeast Asian heroin). Seizures at the Southwest Border have increased sharply since 2007, corresponding to increases in Mexican heroin production and a shift to transportation across the Southwest Border as opposed to commercial air routes. The amount of heroin seized at the border more than doubled between 2010 (1,016 kilograms) and 2015 (2,524 kilograms), due both to increased Mexican heroin smuggling and to enhanced law enforcement efforts along the border.

³Centers for Disease Control and Prevention (2016). *Increases in Drug and Opioid-Involved Overdose Deaths-United States, 2010-2015*

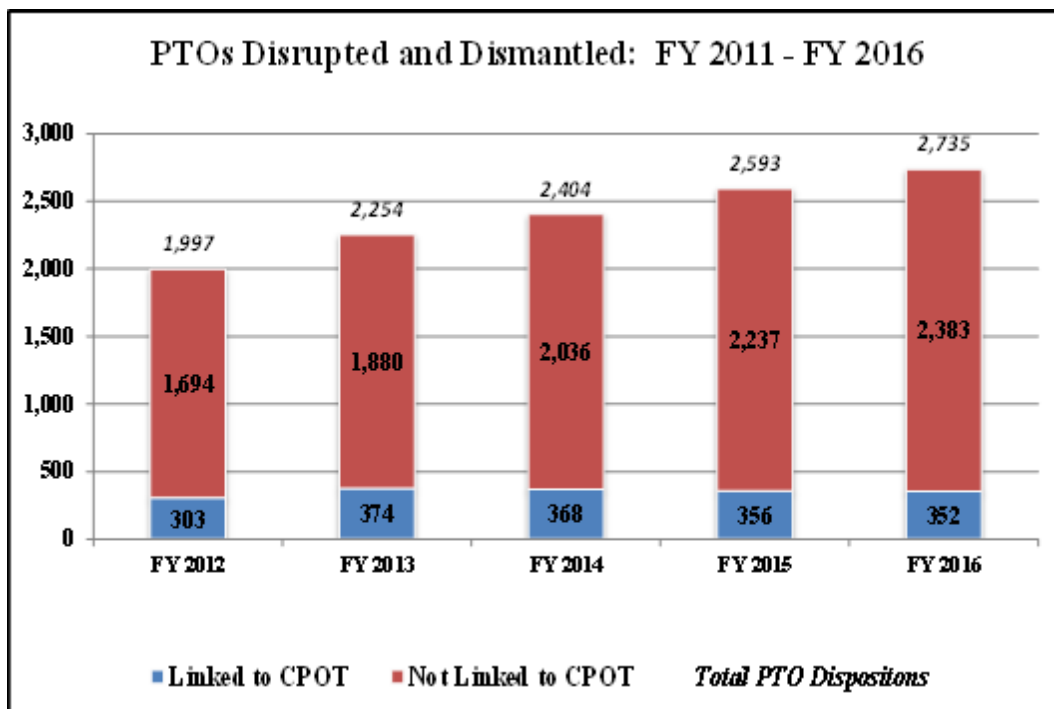
Heroin Seizures at the Southwest Border, 2000-2015



Core Functions & Strategies

To accomplish its mission, DEA focuses its investigations on CPOTs and PTOs,⁴ which are the most significant international and domestic drug trafficking and money laundering organizations. DEA's current long-term outcome goal is to dismantle 857 and disrupt 918 CPOT-linked drug trafficking organizations during the period between FY 2014 and FY 2018. Already, DEA's coordinated enforcement and intelligence efforts with federal, state, local, and international partners are resulting in the largest and most dangerous drug trafficking organizations being put out of commission. In FY 2015, DEA disrupted or dismantled 2,593 PTOs, including 356 linked to CPOTs. In FY 2016, DEA reported 2,735 PTO disruptions or dismantlements; 352 were CPOT linked. Additionally, in FY 2016, 27 of the 39 CPOTs identified on the FY 2016 CPOT list (69 percent) had been indicted, and 11 (28 percent) of the 39 CPOTs had been arrested. The culmination of DEA's participation in the CPOT initiative through FY 2016, has led to 156 indictments, 121 arrests, and the extradition of 69 of the 203 CPOTs on the CPOT list between FY 2003 and FY 2016.

⁴ PTOs are identified by DEA Special Agents in Charge and Regional Directors.



Special Operations Division

DEA has relied on the implementation of strategies and the fostering of key partnerships over the course of its 40-year history. Established in 1994, the Special Operations Division (SOD) is a DEA-led, multi-agency operational coordination center with participation from 31 law enforcement agencies, including foreign participation from the United Kingdom, Australia, and Canada. Emphasis is placed on major drug trafficking and terrorist organizations financed by drug profits, which operate across jurisdictional boundaries on a regional, national, and international level. Operating at a classified level, SOD provides foreign and domestic-based law enforcement partners with timely investigative information enabling them to fully exploit federal law enforcement's investigative authority under Title III of the United States Code. SOD actively supports multi-jurisdiction, multi-nation, and multi-agency wire intercept investigations, while working jointly with federal, state, and local agencies, to coordinate overlapping investigations, ensuring that tactical and strategic intelligence is de-conflicted and shared between law enforcement agencies.

In November 2014, DEA initiated ***Project Rolling Thunder***, a SOD-supported initiative targeting Violent Urban Organized Crime, as part of DEA's 360 Strategy. ***Project Rolling Thunder*** involves federal, state and local law enforcement partners working together to identify and pursue violent urban organized crime organizations trafficking narcotics, firearms, and illicit proceeds. The project targets the full spectrum of the criminal network, including the street-level drug dealer, the distribution sources of supply, and the highest levels of cartel leadership. Since its inception, ***Project Rolling Thunder*** has had 70 total operations, 63 currently active, which involve 580 total cases, 477 currently active encompassing 141 different cities and 3 countries. Enforcement operations remain ongoing and are used to direct and focus community outreach portions of the DEA 360 strategy.

The Counter-Narcoterrorism Operations Center (CNTOC) is DEA's central hub for addressing the increase in narcoterrorism related issues and investigations. Located within SOD, the CNTOC supports two unique field enforcement groups - the Bilateral Case Group (959 Group) and the Narcoterrorism Group (960a Group). The broad jurisdictional reach of 21 United States Code § 959 and 960a, part of the USA Patriot Act, has significantly expanded DEA's authority into narcoterrorism investigations and prosecutions. 21 United States Code § 959 expands the reach of DEA to acts of manufacture or distribution outside of the U.S. This section makes it unlawful for any person to manufacture or distribute a controlled substance or listed chemical intending or knowing that it will be unlawfully imported to the U.S. 21 United States Code § 960a allows for prosecution of terrorist-related, extra-territorial drug offenses and provides DEA with a particularly powerful tool to prosecute and dismantle narco-terrorist groups worldwide. The mission of these units differs from most other DEA field groups in that they regularly bring complex U.S. indictments against foreign based targets that are not vulnerable to traditional, domestic-based drug conspiracy charges.

Office of National Security Intelligence

DEA shares intelligence as appropriate, at the tactical, operational, and strategic levels to federal, state, local, and international partners. The DEA is represented in the U.S. Intelligence Community (IC) through the Office of National Security Intelligence (ONSI), which facilitates intelligence integration, coordination and information sharing with other members of the IC and national security elements. ONSI ensures that national security information obtained by DEA, during the execution of its worldwide drug law enforcement mission, is expeditiously shared with both the national security and intelligence communities. On average, ONSI shares more than 5,000 such reports a year. These reports contain information on topics such as foreign intelligence, international organized crime, international drug trafficking organizations, and terrorism.



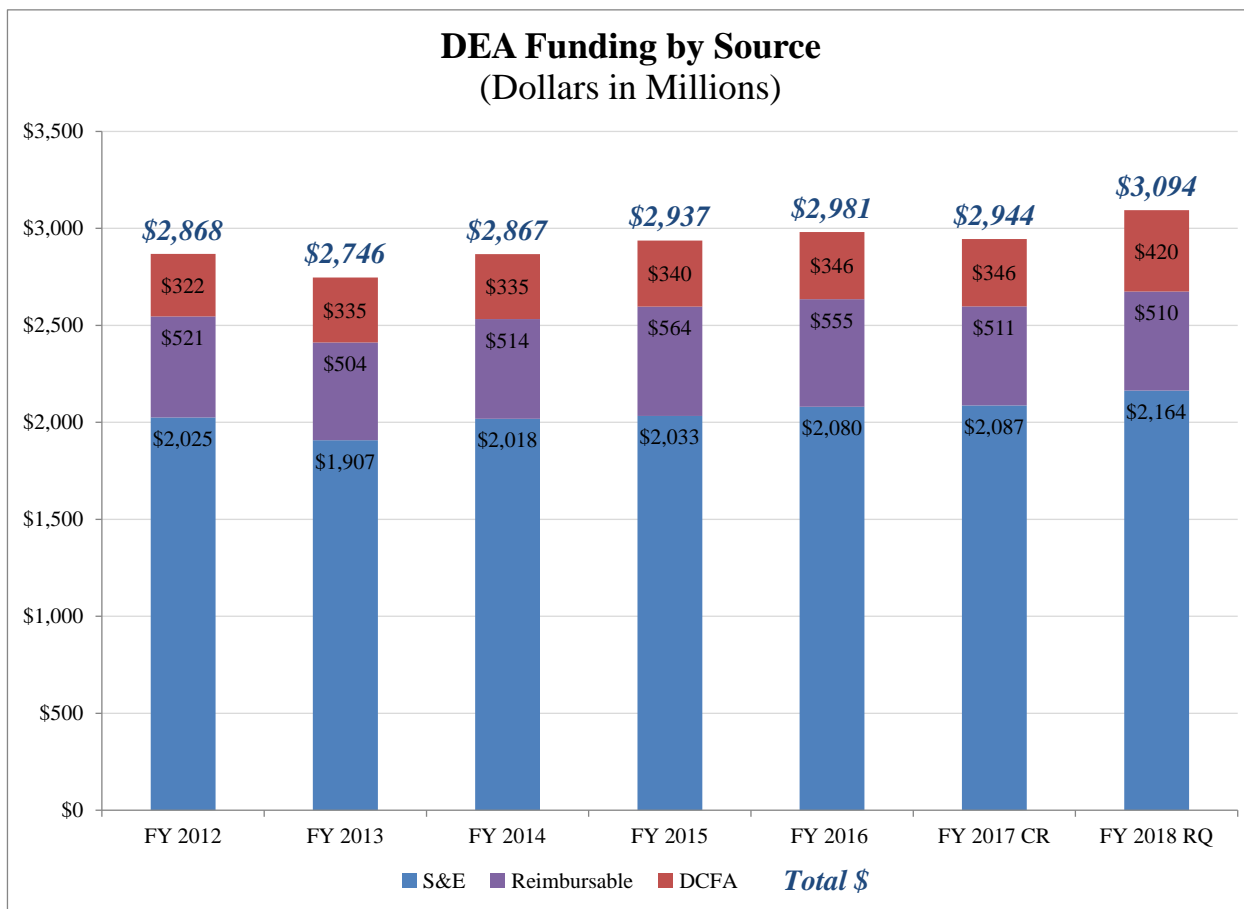
Diversions Control Program

In 2016, recognizing the critical role of DEA's Diversion Control program in regulatory responsibilities and enforcement actions in dealing with the nation's opioid abuse epidemic, Acting Administrator Rosenberg elevated the DEA's Office of Diversion Control to Division status and established the Diversion Control Division (DC). The deployment of Tactical Diversion Squads (TDSs) is DEA's primary method of criminal law enforcement in the DC. These TDSs incorporate the enforcement, investigative, and regulatory skill sets of DEA Special Agents, Diversion Investigators, other federal law enforcement, and state and local Task Force Officers. The expansion of the TDS groups has enabled the Diversion Groups to concentrate on the regulatory aspects of the Diversion Control Program. At the close of FY 2016, DEA had 77

fully operational TDS throughout the U.S. The TDS groups enable the rest of DC to concentrate on its regulatory mission. For example, DEA recently increased the frequency of compliance inspections of specific registrant categories such as manufacturers, distributors, importers, exporters, narcotic treatment programs, DATA-waived practitioners, researchers, and chemical handlers.

FY 2018 Budget Request

DEA’s FY 2018 budget request totals \$2,583,625,000. This request includes \$419,574,000 derived from the Diversion Control Fee Account (DCFA). Additionally, DEA anticipates receiving an estimated \$510 million from other agencies via reimbursable agreements, which will support 1,066 full-time equivalents (FTE); and 1,125 positions. DEA anticipates that \$3.1 billion, from all funding sources, will support 9,729 positions and 9,148 FTE during FY 2018. The following table summarizes DEA’s FY 2012 to FY 2018 funding levels by source.



Salaries and Expenses (S&E) Account: The \$67,040,000 in base adjustments includes funding for the anticipated January 2018 pay raise of 1.9 percent, the January annualization of the FY 2017 pay raise of 2.88 percent, employee benefits, rent and facilities, and charges for positions stationed outside of the U.S.

Diversion Control Fee Account (DCFA): The \$13,920,000 in base adjustments includes funding for the anticipated January 2018 pay raise of 1.9 percent, the January annualization of the FY 2017 pay raise of 2.88 percent, employee benefits, rent and facilities, and charges for positions stationed outside of the U.S.

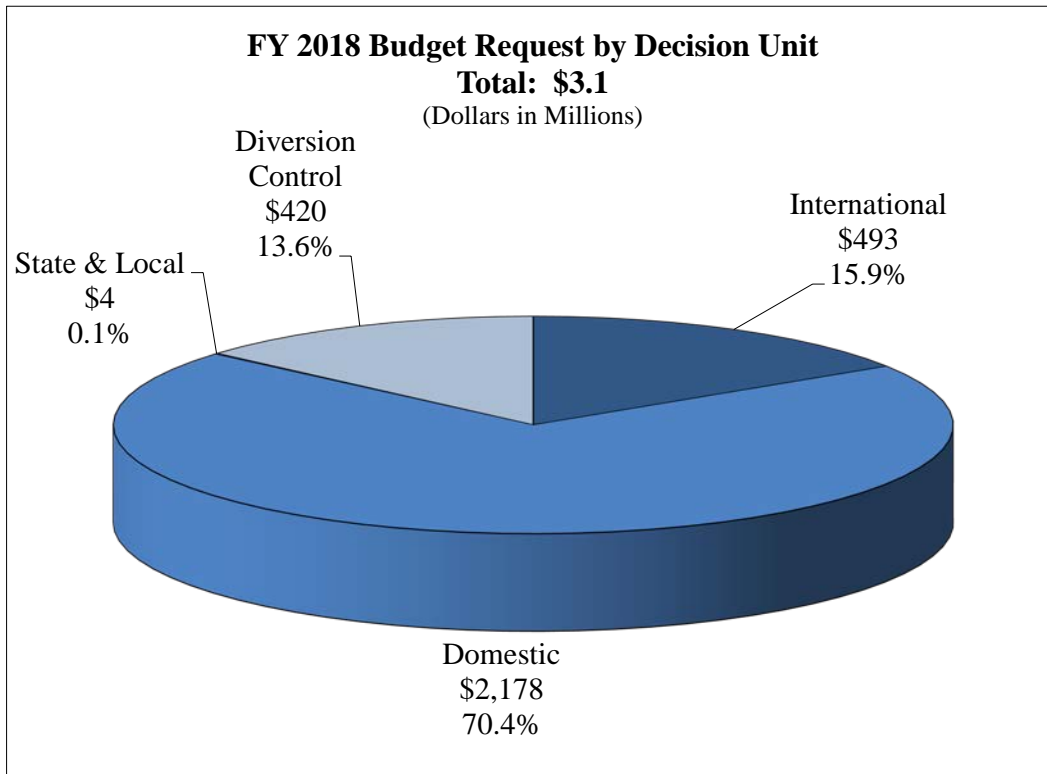
Program Improvements

DEA has developed proposals that identify priorities that focus on anticipated program needs and that will allow DEA to continue to target the most significant drug trafficking threats including CPOTs, PTOs, and other significant DTOs. The FY 2018 President’s Budget request will provide DEA resources to build upon our success and to continue to address the scourge of heroin and controlled prescription drug abuse. Enhancement requests include the following:

1. **Heroin Enforcement:** \$8.5 million in support of coordinated Law Enforcement actions that aim to sever the ties between cartels and the violent gangs which supply deadly opioids to our communities.
2. **Transnational Organized Crime:** \$6.5 million for investigative activities focusing on the TCOs responsible for large quantities of drugs arriving in U.S. cities. DEA will enhance overseas investigative capabilities and the Sensitive Investigative Units (SIU) Program.
3. **Violent and Gun-Related Crime Reduction Task Force:** \$5.9 million to tackle the violence generated by drug cartels and street gangs.
4. **Diversion Investigators and Tactical Diversion Squads:** \$9.4 million and 55 positions (10 agents) in support of the disruption and dismantlement of the individuals and organizations responsible for the illicit manufacture and distribution of pharmaceutical controlled substances in violation of the CSA.
5. **Opioid Training, Enforcement, and Drug Disposal:** \$20 million in support of actions against individuals and organizations operating outside the law. Additionally, long-term education and training engagements with pharmaceutical drug manufacturers, wholesalers, pharmacies, and practitioners will be conducted.
6. **SAUSA Pilot Program:** \$2.4 million to initiate a pilot program that would hire and pay Special Assistant United States Attorneys (SAUSA) in “hot spots” around the country to provide prosecutorial support to federal criminal and civil diversion investigations. The requested resources would ensure that criminal and related civil cases associated with the DCFA are prosecuted in a timely manner.

Full Program Costs

DEA’s S&E Account is organized into three decision units: International Enforcement, Domestic Enforcement, and State and Local Assistance. The following chart reflects all FY 2018 DEA resources including the S&E Account, reimbursable resources, and the DCFA.



For FY 2018, approximately 70.4 percent of DEA’s budgetary resources are associated with Domestic Enforcement; 15.9 percent with International Enforcement; 0.1 percent with State and Local Assistance; and, 13.6 percent with the Diversion Control Fee Account. The activities and initiatives in each of DEA’s programs play a crucial role in accomplishing DEA’s overall strategy. Some programs, as well as management and administration costs, cross decision units. Both performance and resource tables within each decision unit justification define the total costs of achieving the strategies DEA will continue in FY 2018.

Information technology (IT) resources are an important component in DEA’s efforts to fulfill its mission. In addition, information sharing with other law enforcement agencies and the IC is only possible with an adequate IT infrastructure. In FY 2018, DEA will dedicate approximately \$249 million and 213 FTE for IT.

Environmental Accountability

In FY 2016, DEA’s Environmental Management Systems (EMS) programs were maintained at, and integral to, 34 DEA facilities across the country. These programs are being used to integrate environmental accountability and sustainability into the day-to-day decision making process regarding operational activities. Agency plans have been developed and work groups have been established to address green purchasing, fleet management, toxic & hazardous materials reduction, electronic stewardship, and for incorporating sustainability principles in facility/construction projects. As of FY 2016, DEA’s EMS Facility Auditing program had

ensured that all required facilities achieved declaration of conformance with the DEA EMS program and Executive Order requirements.

DEA continued to maintain and manage the internal Environmental Stewardship Awards Program; awarding two DEA facilities with the DEA Environmental Stewardship Award and two facility EMS's teams with the DEA Environmental Management System Award. Furthermore, DEA continued to promote the DEA Electronics Stewardship Awards program. 2016 was the second year for the Awards program, designed to encourage DEA facilities to continue improving their electronics stewardship. A total of nine awards were presented to DEA facilities across the country: five Platinum Awards and two Bronze Awards.

At the regional and national level, DEA offices also received awards. DEA offices won several 2016 EPA Federal Green Challenge (FGC) Awards. In addition, three DEA facilities were awarded with national Electronic Product Environmental Assessment Tool (EPEAT) Purchaser Awards.

In FY 2016, DEA also continued to promote environmental stewardship and sustainability throughout the Agency by providing environmental awareness information during the entire year. DEA maintained the DEA EMS website and responded to numerous inquiries from DEA employees to increase environmental awareness and facilitate communications across DEA. DEA also conducted a week-long Earth Day awareness campaign and celebration in April in conjunction with the DEA annual environmental stewardship awards program, an Energy Awareness Month Campaign in October, and an America Recycles Day Event in November.

In addition to DEA's environmental stewardship and sustainability programs, DEA greatly enhanced the environmental compliance program across the agency in FY 2016. DEA continued evaluating DEA compliance with Federal and state environmental law including, the Oil Pollution Act, the Emergency Planning and Community Right to Know Act (EPCRA), the Resource Conservation and Recovery Act (RCRA), the Clean Air Act, and the Clean Water Act. Due to this evaluation, DEA developed Spill Prevention, Control and Countermeasure (SPCC) plans for facilities with petroleum storage over the federal threshold limit, registered aboveground storage tanks where necessary, submitted EPCRA reports for numerous facilities, submitted a state pollution prevention plan, and provided all necessary training to DEA staff. Annual hazardous waste training was provided for DEA laboratory employees to ensure continued compliance with environmental laws and regulations at the facilities. In addition to the required training and reporting, DEA prepared guidance documents for use across the agency to promote sound management practices for universal and hazardous waste.

Performance Challenges

The challenges that impede progress towards achieving DEA's goals are complex and ever changing. Marketplace dynamics, global politics, technological developments, and criminal behavior are only a few factors that can impact law enforcement practices and pose challenges that demand attention. DEA faces the following potential obstacles to meeting its performance objectives in FY 2018:

- Mexican TCOs remain the greatest criminal drug threat to the U.S.; no other group is currently positioned to challenge them. By controlling lucrative smuggling corridors across the U.S. Southwest Border (SWB), Mexican TCOs are able to introduce multi-ton quantities of illicit drugs into the U.S. on a yearly basis.
- DTOs continue to exploit new and evolving technologies to communicate, launder, and facilitate the smuggling of drugs and weapons. These methods continue to insulate DTOs from the criminal justice system.
- DEA must keep pace with rapidly changing technology to ward off “going dark” or the loss of lawful intercept and access capabilities. Keeping up with technology is also a challenge for DEA in relation to moving to the cloud and maintaining a robust technology platform for its workforce.
- Corruption of foreign officials can stymie DEA’s efforts to affect international enforcement. Some developing nations also face a number of problems that lead to instability in conjunction with drug production and trafficking.
- The abuse of legitimate controlled substances is supplementing the abuse of illicit drugs. Just as illicit drug traffickers and organizations adapt to law enforcement methods, pharmaceutical traffickers adapt to and circumvent laws that attempt to stop the flow of controlled substance pharmaceuticals into the illicit market, especially in countries with limited legal oversight and awareness to clamp down on the production of chemically derived synthetic drugs.

II. Summary of Program Changes & Offset

Item Name	Description	Pos.	FTE	Dollars (\$000)	Page
Heroin Enforcement	In support of coordinated Law Enforcement actions that aim to sever the ties between cartels and the violent gangs which supply deadly opioids to our communities.	-	-	\$8,500	83
Transnational Organized Crime	For investigative activities focusing on the TCOs that are responsible for large quantities of drugs arriving in U.S. cities.	-	-	\$6,500	87
Violent and Gun-Related Crime Reduction Task Force	To tackle the violence generated by drug cartels and street gangs.	-	-	\$5,965	91
Diversion Investigators and Tactical Diversion Squads	In support of the disruption and dismantlement of the individuals and organizations responsible for the illicit manufacture and distribution of pharmaceutical controlled substances in violation of the CSA.	55	29	\$9,414	95
Opioid Training, Enforcement, and Drug Disposal	In support of actions against individuals and organizations operating outside the law that contribute to the opioid epidemic. Additionally, long-term education and training engagements with pharmaceutical drug manufacturers, wholesalers, pharmacies, and practitioners will be conducted.	-	-	\$20,000	99
Special Assistant United States Attorneys (SAUSA) Pilot Program	To initiate a pilot program that would hire and pay SAUSA in “hot spots” around the country to provide prosecutorial support to federal criminal and civil diversion investigations.	-	10	\$2,452	104

This page intentionally left blank.

III. Appropriations Language and Analysis of Appropriations Language

Appropriations Language

SALARIES AND EXPENSES

For necessary expenses of the Drug Enforcement Administration, including not to exceed \$70,000 to meet unforeseen emergencies of a confidential character pursuant to Section 530C of title 28 United States Code; and expenses for conducting drug education and training programs, including travel and related expenses for participants in such programs and the distribution of items of token value that promote the goals of such programs, [\$2,080,000,000] \$2,164,051,000; of which not to exceed \$75,000,000 shall remain available until expended and not to exceed \$90,000 shall be available for official reception and representation expenses.

Analysis of Appropriations Language

No significant changes are proposed for DEA's Salaries and Expenses (S&E) Account.

This page intentionally left blank.

IV. Program Activity Justification

A. International Enforcement

<i>International Enforcement</i>	Direct Pos.	Estimate FTE	Amount
2016 Enacted	1,074	929	\$466,364
2017 Continuing Resolution	1,074	934	\$464,066
Adjustments to Base and Technical Adjustments	-145	0	-\$52
2018 Current Services	929	934	\$464,014
2018 Program Increases	0	0	\$6,500
2018 Program Offsets	0	0	\$0
2018 Request	929	934	\$470,514
Total Change 2017-2018	-145	0	\$6,448

* This table only reflects DEA's S&E resources. Dollars are in thousands.

<i>International Enforcement- Information Technology Breakout (of Decision Unit Total)</i>	Direct Pos.	Estimate FTE	Amount
2016 Enacted	6	6	\$15,212
2017 Continuing Resolution	6	6	\$14,555
Adjustments to Base and Technical Adjustments	0	0	\$385
2018 Current Services	7	7	\$14,941
2018 Program Increases	0	0	\$0
2018 Program Offsets	0	0	\$0
2018 Request	7	7	\$14,941
Total Change 2017-2018	1	1	\$385

1. Program Description

DEA has the primary responsibility of enforcing the controlled substances laws and regulations of the U.S. All cocaine, heroin, and most dangerous drugs, are produced and smuggled from source countries into the U.S. For that reason, reducing the illicit drug availability in the U.S. requires an aggressive international counternarcotics strategy. As such, DEA personnel deployed to foreign offices collaborate with host nation counterparts while conducting bilateral investigations and training seminars as well as sharing valuable intelligence. DEA cannot unilaterally investigate and arrest high-level drug traffickers operating overseas; therefore, host nation cooperation is critical to DEA's overall success. Institution building by way of liaison activities is also a critical component of the agency's international enforcement mission. DEA personnel meet frequently with host nation counterparts to assist in the development of new policies, legislation, treaties, and agreements designed to combat drug trafficking, money laundering, and the diversion of precursor chemicals.

DEA continuously monitors its overseas presence for any new drug threats emanating from a particular country or region, and the direct or indirect impact on the U.S. DEA's history abroad demonstrates the dynamics of this evaluation process as offices are established, closed and sometimes reopened in response to the ever-changing international narcotics environment. DEA strives to deploy its resources to the highest priority overseas locations to maximize the agency's impact on the global narcotics trade. DEA's global footprint is organized into eight DEA foreign regions which include 90 offices located in 69 countries (see *Figure 1*). Of particular interest are the regions of Mexico and Central America. DEA maintains the largest U.S. federal law enforcement presence in Mexico with 11 offices and over 100 authorized personnel. DEA places special emphasis on Mexican TCOs, as they remain the greatest criminal drug threat to the U.S. These TCOs continue to control the smuggling of drugs, such as heroin, fentanyl, and cocaine along the border as well as drug distribution in U.S. cities. Additionally, Mexican TCOs are constantly looking to expand their U.S. presence, particularly in heroin markets.

Key organizational programs and activities funded by the International Enforcement Decision Unit as well as relevant performance measures are discussed below:

Priority Targeting Program

DEA personnel assigned to foreign offices focus their investigative efforts on Priority Target Organizations (PTOs). PTOs engage in the highest levels of drug trafficking and/or drug money laundering operations that significantly impact international, national, regional, or local drug availability. DEA focuses its resources on PTOs with and without a direct connection to a Consolidated Priority Organization Target (CPOT). DEA's ultimate objective is to permanently dismantle these organizations and eliminate the drug's source. The disruption or dismantlement of CPOT-linked organizations is accomplished primarily via bilateral investigations with host nation counterparts as well as multi-agency coordination. These investigations emphasize developing intelligence-driven, multi-regional efforts to identify and target international PTOs that play significant roles in the production, transportation, distribution, financing, or other support of large-scale drug trafficking.

Drug Flow Attack Strategy

In order to disrupt the flow of drugs, money, and precursor chemicals into the U.S., DEA has developed the Drug Flow Attack Strategy (DFAS) and its enforcement arm, *Operation All Inclusive* (OAI). DEA, in coordination with other interagency components, developed the DFAS as a cohesive strategic approach to attack the identified vulnerabilities of TCOs. The strategy includes an integrated intelligence-enforcement process that rests on multiple pillars: intelligence-driven enforcement, sequential operations, and predictive intelligence. The Southwest Border is an integral part of DFAS because most illicit drugs smuggled into the U.S. enter through the border.

Sensitive Investigative Units (SIUs)

DEA's Sensitive Investigative Unit (SIU) Program is the foundation for building an effective and trustworthy host nation unit capable of conducting complex investigations that target major TCOs. DEA trains and mentors vetted host nation law enforcement investigators that make up the SIUs. SIU investigators are polygraphed, trained, equipped, and guided by DEA. DEA's SIU Program manages 13 SIUs, with a combined staffing capacity of over 1,200 host nation law enforcement officials. SIUs are currently located in the following countries: Afghanistan, Colombia, the Dominican Republic, Ecuador, Ghana, Guatemala, Honduras, Mexico, Nigeria, Panama, Paraguay, Peru, and Thailand. The program provides DEA with a controlled and focused investigative force multiplier that allows DEA access to a global transnational enforcement and intelligence network supporting DEA's international enforcement strategies. DEA will continue to work through host nation SIUs to target the most significant TCOs impacting the U.S. Based on the availability of resources and the need, DEA will also seek out opportunities to establish new SIUs based on the willingness and readiness of the host nation.



*Members of several South American SIUs
participate in a DEA training exercise
(Quantico, Virginia)*

International Training Program

DEA's International Training Program, with funding from the Department of State's Bureau of International Narcotics and Law Enforcement (INL) and the Department of Defense (DoD), serves as a model for a variety of international law enforcement training efforts. DEA's International Training Section (TRI) offers both in-country and regional training programs conducted by mobile training teams. In-country programs are seminars conducted in a host country and only include participants from that country. Regional training is designed to bring together a combination of participants from a number of countries sharing common drug

trafficking issues. TRI continually develops new curricula and changes specific courses in response to experiences, changes in law enforcement emphasis, current international narcotics trafficking situations, new technologies, and specific requests from host nation governments. For example, TRI conducts one and two- week specialized seminars designed to meet the specific needs of a particular country. Some examples of specialized training seminars include the following: Airport Interdiction, Money Laundering, Clandestine Laboratory, and Basic and Advanced Intelligence Collection and Analysis Seminars.

International Drug Enforcement Conference (IDEC)

The 33rd annual International Drug Enforcement Conference (IDEC) was held in April 2016 in Lima, Peru. The Peruvian National Police (PNP) hosted the event and chose “*Fight Against Illegal Drug Trafficking and Money Laundering International Organizations...A Global Challenge*” as the conference theme. In addition to Peruvian government personnel and staff, 294 official delegates representing 105 countries also attended. Aside from the plenary sessions, regional and bilateral meetings took place. These gatherings set the stage for multilateral coordination of operations, intelligence sharing, commitment to joint training opportunities, and the establishment of priorities among and by top drug law enforcement professionals from around the world.

Figure 1



This page intentionally left blank.

International Enforcement Decision Unit Performance Measures

DEA's Counterterrorism Efforts

Since there is a connection between terrorism and drug trafficking, DEA has developed two performance measures related to counterterrorism activities. DEA engages in proactive enforcement and intelligence gathering operations with its host nation law enforcement counterparts by targeting the command and control structure of drug trafficking organizations operating in the Middle East, Central Asia, and Southwest Asia. DEA recognizes that a strong collaborative relationship with international partners is an essential element of a comprehensive drug control strategy and is critical to significantly reducing transnational crime, including narco-terrorism. DEA cannot unilaterally investigate and arrest high-level drug traffickers in the foreign arena; therefore, success is contingent upon host nation law enforcement cooperation, which includes intelligence sharing and participation. Also, some host nations lack effective criminal justice systems to adequately address counterdrug efforts. All of the abovementioned factors make it extremely challenging to project anticipated performance.

DEA's first two output performance measures on the Performance and Resources Table associated with DEA's counterterrorism activities are the following:

- Foreign PTOs Linked to CPOTs Disrupted/Dismantled in the Middle East, Central Asia and Southwest Asia
- Foreign PTOs Not Linked to CPOTs Disrupted/Dismantled in the Middle East, Central Asia and Southwest Asia

Priority Targeting Program

DEA's international investigative efforts focus primarily on CPOT-linked targets. The objective is to permanently dismantle these organizations so the source of the drug is eliminated. The disruption or dismantlement of CPOT-linked organizations is accomplished primarily via multi-agency investigations. These investigations emphasize developing intelligence-driven, multi-regional efforts to identify and target international drug trafficking organizations that play significant roles in the production and logistics of large-scale drug trafficking.

DEA's third and fourth drug enforcement-related output performance measures on the Performance and Resources Table relate to DEA's flagship Priority Targeting Program and are the following:

- PTOs Linked to CPOT Targets Disrupted or Dismantled
- PTOs Not Linked to CPOT Targets Disrupted or Dismantled

International Training

The effectiveness of DEA's international enforcement efforts is also measured by the number of DEA-sponsored international training courses conducted and participants trained. The fifth drug enforcement-related output performance measure on the Performance and Resources Table is the following:

- Number of International Students Trained

Drug Trafficker Revenue Denied

DEA's current long-term objective is to maximize the Monetary Value of Currency, Property and Drugs Seized (Drug Trafficker Revenue Denied) to meet the challenge of dismantling drug cartels so they are unable to reconstitute their operations with new leadership. Drug Trafficker Revenue Denied reflects the outcome of activities scored to DEA's International, Domestic and State and Local Decision Units.

The sixth drug enforcement-related outcome performance measure on the Performance and Resources Table is the following:

- Monetary Value of Currency, Property, and Drugs Seized (Drug Trafficker Revenue Denied)

2. Performance and Resources Table

PERFORMANCE AND RESOURCES TABLE											
Decision Unit: International Enforcement											
RESOURCES		Target		Actual		Target		Changes		Requested (Total)	
		FY 2016		FY 2016		FY 2017		Current Services Adjustments and FY 2018 Program Changes		FY 2018 Request	
Active Foreign PTOs Linked to CPOTs Identified in the Middle East, Central Asia and Southwest Asia		††		2		††		-		††	
Active Foreign PTOs Not Linked to CPOTs Identified in the Middle East, Central Asia and Southwest Asia		††		45		††		-		††	
Active PTOs Linked to CPOTs		120		93		120		-		120	
Active PTOs Not Linked to CPOTs		320		349		360		-		360	
Total Costs and FTE		FTE	\$000	FTE	\$000	FTE	\$000	FTE	\$000	FTE	\$000
(reimbursable FTE are included, but reimbursable costs are bracketed and not included in the total)		935	\$466,364 [\$25,077]	935	\$466,364 [\$25,077]	944	\$464,066 [\$27,486]	(2)	\$6,448 [\$695]	942	\$470,514 [\$28,181]
TYPE	PERFORMANCE	FY 2016		FY 2016		FY 2017		Current Services Adjustments and FY 2018 Program Changes		FY 2018 Request	
Program Activity	International Enforcement**	FTE	\$000	FTE	\$000	FTE	\$000	FTE	\$000	FTE	\$000
		935	\$466,364 [\$25,077]	935	\$466,364 [\$25,077]	944	\$464,066 [\$27,486]	(2)	\$6,448 [\$695]	942	\$470,514 [\$28,181]
Performance Measure: Output	Foreign PTOs Linked to CPOTs Disrupted/Dismantled in the Middle East, Central Asia and Southwest Asia	††		1/0		††		-		††	
Performance Measure: Output	Foreign PTOs Not Linked to CPOTs Disrupted/Dismantled in the Middle East, Central Asia and Southwest Asia	††		33/9		††		-		††	
Performance Measure: Output	PTOs Linked to CPOTs Disrupted or Dismantled	23/23		16/19		23/23		-		23/23	
Performance Measure: Output	PTOs Not Linked to CPOTs Disrupted or Dismantled	98/72		90/76		98/72		-		98/72	
Performance Measure: Output	Number of International Students Trained	2,300		3,668		2,300		-		2,300	
Performance Measure: Outcome	Monetary Value of Currency, Property and Drugs Seized (Drug Trafficker Revenue Denied)	\$2.8 Billion		\$4.2 Billion		\$2.8 Billion		-		\$2.8 Billion	

**Refer to the second International Enforcement Performance Measure table with historical performance data for footnotes.

Data Definition: Disruption means impeding the normal and effective operation of the targeted organization, as indicated by changes in organizational leadership and/or changes in methods of operation, including, for example, financing, trafficking patterns, communications or drug production. Dismantlement means destroying the organization's leadership, financial base and supply network such that the organization is incapable of operating and/or reconstituting itself.

Data Validation and Verification: PTARRS provides a means of electronically validating and verifying PTO data through the following approval chain:

- * Case Agent - Through PTARRS, the Special Agent (SA) or Diversion Investigator (DI) begins the process by creating and proposing a PTO.
- * Group Supervisor (GS) – The GS reviews the PTO proposed by the SA/DI and approves it or sends it back to the SA/DI for additional information/clarification.
- * Country Attache (CA) - The CA reviews the PTO approved by the GS. If all of the necessary information included in the proposal meets the established criteria for a PTO, the CA approves the PTO.
- * Regional Director - The Regional Director reviews the PTO approved by the CA and provides a case assessment for, or against, the nomination of the PTO. Once nominated by the Regional Director, PTARRS generates and saves a unique identification number for the nominated PTO.
- * Headquarters – At Headquarters, PTOs nominated by the Regional Directors are assigned to the appropriate section within DEA's Office of Global Enforcement (OE). Once assigned, the corresponding OE Staff Coordinator validates all information reported on the PTO nomination. The validation process includes a review of the PTO nomination for completeness, compliance with established criteria, and confirmation of all related case linkages, including links to CPOTs. Staff Coordinators coordinate with DEA's Special Operations Division and Intelligence Division to ensure that available facts exist to support all case linkages. In the unlikely event the documentation submitted is insufficient to validate the reported links, the Staff Coordinator will coordinate with the submitting GS to obtain the required information.

Data Limitations: DEA is currently improving reporting systems that capture investigative work hours and cost data. DEA also has an ongoing initiative, the Managerial Cost Accounting project, that will eventually allow the agency to capture actual full costs of investigating, disrupting, and dismantling PTOs. All statistics are limited by inherent data problems between case files and enforcement outputs (e.g. arrest, seizure, and work hour data). The link between these files are impacted by inherent data problems such as text verses numbers. Through manipulation of these problems, DEA is able to link these data sets.

PERFORMANCE MEASURE TABLE									
Decision Unit: International Enforcement									
Performance Report and Performance Plan Targets		FY 2012	FY 2013	FY 2014	FY 2015	FY 2016		FY 2017	FY 2018
		Actual	Actual	Actual	Actual	Target	Actual	Target	Target
Performance Measure	Foreign PTOs Linked to CPOTs Disrupted/Dismantled in the Middle East, Central Asia and Southwest Asia ¹	0/1	3/1	0/0	2/0	††	1/0	††	††
Performance Measure	Foreign PTOs Not Linked to CPOTs Disrupted/Dismantled in the Middle East, Central Asia and Southwest Asia ¹	14/1	16/5	23/2	23/9	††	33/9	††	††
Performance Measure	PTOs Linked to CPOT Targets Disrupted or Dismantled ^{1, 2}	19/14	27/20	18/29	21/32	23/23	16/19	23/23	23/23
Performance Measure	PTOs Not Linked to CPOT Targets Disrupted or Dismantled ^{1, 2}	75/62	78/57	82/65	105/78	98/72	90/76	98/72	98/72
Performance Measure	Number of International Students Trained ³	3,031	3,971	3,937	3,691	2,300	3,668	2,300	2,300
OUTCOME Measure	Monetary Value of Currency, Property and Drugs Seized (Drug Trafficker Revenue Denied) ⁴	\$2.9 Billion	\$3.5 Billion	\$3.9 Billion	\$3.5 Billion	\$2.8 Billion	\$4.2 Billion	\$2.8 Billion	\$2.8 Billion

†† DEA does not target its performance in the Middle East, Central Asia and Southwest Asia. This area of the world poses significant operational risks and challenges to DEA personnel, which makes it difficult to conduct enforcement operations on a consistent basis. DEA cannot unilaterally investigate and arrest high-level drug traffickers in the foreign arena so DEA's success is contingent upon host nation law enforcement cooperation to include intelligence sharing and participation. Also, specific countries located in these regions currently lack self-sustaining counternarcotics police institutions and effective criminal justice systems to adequately address counter drug efforts. Therefore, it is extremely challenging for DEA to project anticipated performance.

¹PTOs disrupted includes PTOs disrupted closed (PTARRS status code E). It excludes PTOs disrupted pending dismantlement (PTARRS status code D).

² FY 2016 and FY 2017 targets have been adjusted since the FY 2017 OMB submission.

³As of May 2015, FAST concluded its training mission in Afghanistan; therefore, the FY 2016 and FY 2017 targets for Number of International Students Trained have been decreased.

⁴Monetary Value of Currency, Property and Drugs Seized (Drug Trafficker Revenue Denied) actual data for FY 2009- FY 2013 were adjusted due to updates of DEA's CATS, STRIDE and INFO 7 databases.

This page intentionally left blank

3. Performance, Resources, and Strategies

a. Performance Plan and Report for Outcomes

Output Performance Measure: Foreign PTOs Linked to CPOTs Disrupted/Dismantled in the Middle East, Central Asia, and Southwest Asia

2015 Actual: 2/0

2015 Target: N/A

2016 Actual: 1/0

2016 Target: N/A

2017 Target: N/A

2018 Target: N/A

Output Performance Measure: Foreign PTOs Not Linked to CPOTs Disrupted/Dismantled in the Middle East, Central Asia, and Southwest Asia

2015 Actual: 23/9

2015 Target: N/A

2016 Actual: 33/9

2016 Target: N/A

2017 Target: N/A

2018 Target: N/A

Discussion: From October 1, 2015 through September 30, 2016, DEA disrupted one but did not dismantle any foreign PTOs linked to CPOTs in the Middle East, Central Asia, and Southwest Asia. Furthermore, DEA successfully disrupted 33 and dismantled 9 foreign PTOs not linked to CPOTs. DEA does not develop out-year targets for disrupting and dismantling foreign PTOs linked and not linked to CPOTs in the Middle East, Central Asia, and Southwest Asia. These regions of the world continue to present significant operational risks and challenges for DEA personnel, which makes it difficult to conduct enforcement operations on a consistent basis.

Output Performance Measure: PTOs Linked to CPOTs Disrupted or Dismantled

2015 Actual: 21/32

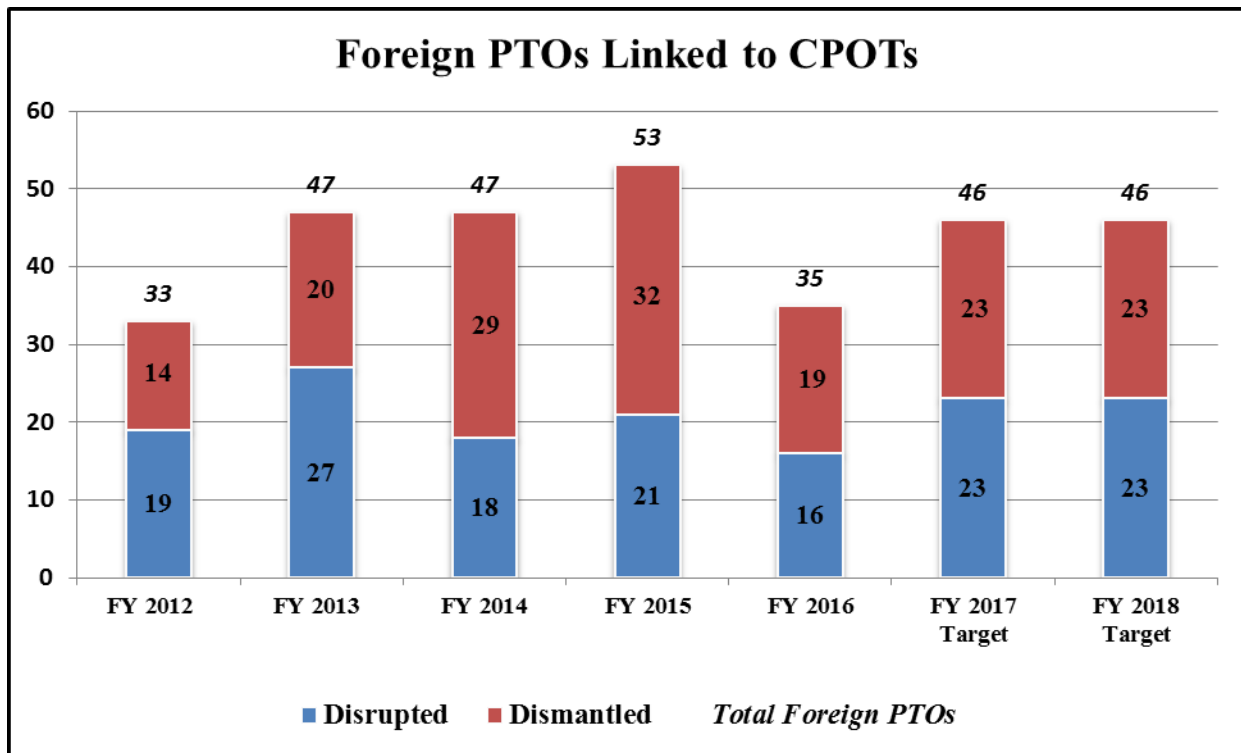
2015 Target: 40/20

2016 Actual: 16/19

2016 Target: 23/23

2017 Target: 23/23

2018 Target: 23/23



Performance Measure: PTOs Not Linked to CPOTs Disrupted or Dismantled

2015 Actual: 105/78

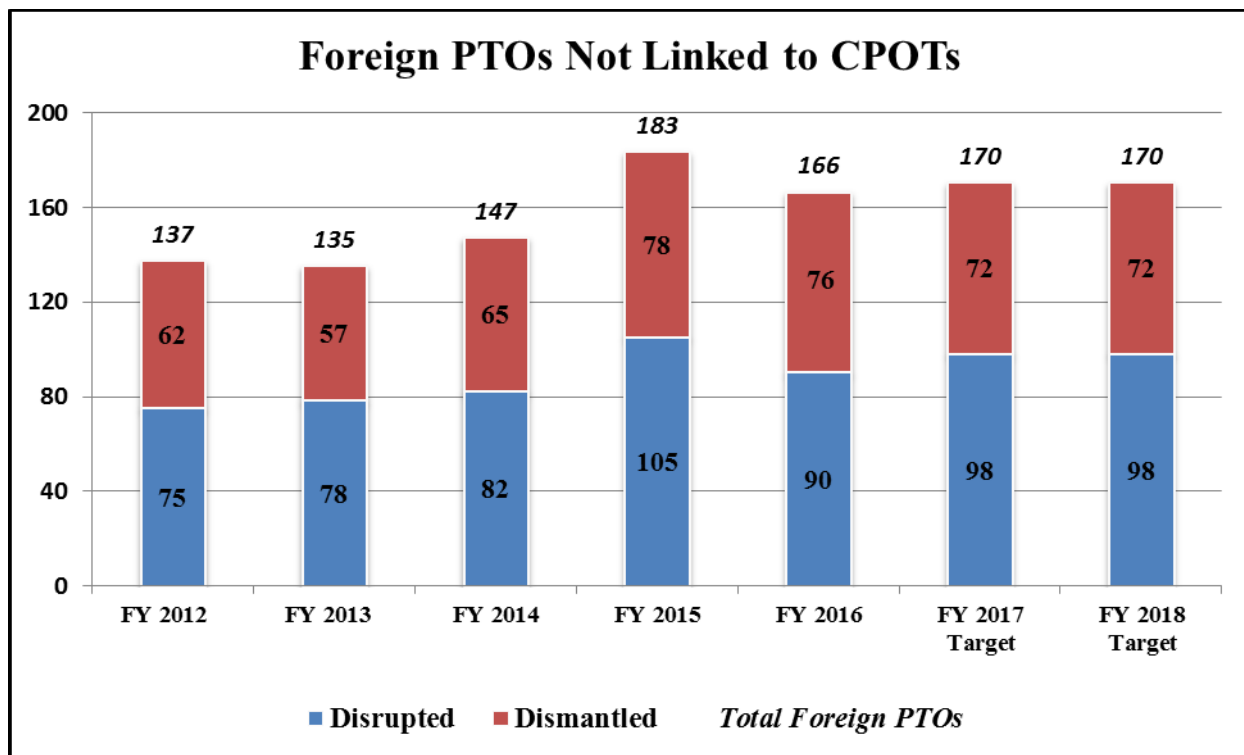
2015 Target: 110/60

2016 Actual: 90/76

2016 Target: 98/72

2017 Target: 98/72

2018 Target: 98/72



Discussion: From October 1, 2015 through September 30, 2016, DEA disrupted 16 and dismantled 19 PTOs linked to CPOTs. This represents approximately 69 percent and 82 percent to target for each of the aforementioned dispositions. DEA also disrupted 90 and dismantled 76 PTOs not linked to CPOTs. This represents approximately 92 percent and 105 percent to target for each of the aforementioned dispositions, respectively.

DEA will continue to coordinate PTO investigations with its foreign and domestic counterparts in order to meet performance targets established for FY 2017 and FY 2018. DEA will also work to sustain and strengthen partnerships with its foreign counterparts to attack the vulnerabilities of major international drug and listed chemical trafficking organizations, including those that fund terrorism. DEA's foreign PTO performance targets reflect DEA's current utilization of foreign resources and enforcement activities, which have a direct impact on DEA's performance in the foreign arena.

Output Performance Measure: Number of International Students Trained

2015 Actual: 3,691
2015 Target: 2,838
2016 Actual: 3,668
2016 Target: 2,300
2017 Target: 2,300
2018 Target: 2,300

Discussion: From October 1, 2015, through September 30, 2016, TRI trained 3,668 foreign law enforcement officers. This represents approximately 159 percent to target. Additionally, all out-year performance targets for Number of International Students Trained were decreased since Foreign-deployed Advisory Support Teams (FAST) concluded their training mission in FY 2015.

Outcome Performance Measure: Monetary Value of Currency, Property, and Drugs Seized (Drug Trafficker Revenue Denied)

2015 Actual: \$3.5 Billion

2015 Target: \$2.8 Billion

2016 Actual: \$4.2 Billion

2016 Target: \$2.8 Billion

2017 Target: \$2.8 Billion

2018 Target: \$2.8 Billion

Discussion: Drug Trafficker Revenue Denied reflects the outcome of activities scored to DEA's International and Domestic Decision Units. From October 1, 2015 through September 30, 2016, DEA was responsible for denying \$4.2 billion in drug trafficking revenue. This represents approximately 150 percent to target.

b. Strategies to Accomplish Outcomes

In FY 2018, DEA will continue to pursue agency strategies and objectives. As such, DEA will provide interagency leadership in the effort to disrupt or dismantle drug trafficking organizations via DEA's PTO Program and operational elements of DFAS. This strategy includes an integrated intelligence-enforcement process that rests on multiple pillars: intelligence-driven enforcement, sequential operations, and predictive intelligence. The primary objective of this strategy is to disrupt the flow of drugs, money, and chemicals between the source zones and the U.S. The U.S. Southwest Border is an integral part of DFAS as it is the entry point for most illicit drugs. In addition, DFAS operations act as a forward defense of the U.S. by interdicting the flow of illegal drugs and the traffickers who smuggle them before they reach Mexico or the Southwest Border.

DEA also coordinates intelligence worldwide that assists in disrupting or dismantling TCOs. This includes the coordination of intelligence on the cultivation and manufacture of illicit substances, the sale of precursor chemicals for illegal drug production, and the transportation routes of these drugs into the U.S. DEA's foreign offices share intelligence they have collected with relevant federal agencies to augment both foreign and domestic investigations. DEA also provides intelligence to assist the interagency community in determining future trends in drug trafficking and evaluating these trends to determine their long-term impact. DEA's personnel abroad work closely with their domestic counterparts to investigate leads and dismantle international drug trafficking organizations that target American citizens. Therefore, the collection, analysis, and dissemination of strategic, investigative, and real-time intelligence are critical for DEA to identify international drug syndicates.

B. Domestic Enforcement

<i>Domestic Enforcement</i>	Direct Pos.	Estimate FTE	Amount
2016 Enacted	7,202	5,516	\$1,610,179
2017 Continuing Resolution	7,202	5,631	\$1,608,444
Adjustments to Base and Technical Adjustments	-1,205	0	\$67,013
2018 Current Services	5,997	5,631	\$1,675,457
2018 Program Increases	0	0	\$14,465
2018 Program Offsets	0	0	\$0
2018 Request	5,997	5,631	\$1,689,922
Total Change 2017-2018	-1,205	0	\$81,478

* This table only reflects DEA's S&E resources. Dollars are in thousands.

<i>Domestic Enforcement- Information Technology Breakout (of Decision Unit Total)</i>	Direct Pos.	Estimate FTE	Amount
2016 Enacted	174	174	\$206,162
2017 Continuing Resolution	175	175	\$196,170
Adjustments to Base and Technical Adjustments	0	0	\$6,129
2018 Current Services	188	188	\$202,299
2018 Program Increases	0	7	\$0
2018 Program Offsets	0	0	\$0
2018 Request	188	188	\$202,299
Total Change 2017-2018	13	13	\$6,129

1. Program Description

In conjunction with DEA's foreign offices, DEA Domestic Field Divisions and Offices create a seamless intelligence and investigative approach to disrupt and dismantle the drug trafficking organizations that pose the largest threat to the U.S. DEA focuses on finding and exploiting strategic vulnerabilities in the U.S. drug market utilizing an aggressive, multi-jurisdictional approach designed to focus federal resources on the disruption or dismantlement of Transnational Criminal Organizations (TCOs) that control the illegal drug trade as well as the seizure of the proceeds and assets associated with their criminal enterprises. DEA's Domestic Enforcement Decision Unit comprises the majority of DEA's investigative and support resources, and as of September 30, 2016, it includes: Headquarters and its ancillary components, 21 Field Divisions, 41 District Offices, 115 Resident Offices, and 43 Posts of Duty (see *Figure 2*).

Key organizational programs and activities funded by the Domestic Enforcement Decision Unit as well as relevant performance measures are discussed below:

Priority Targeting Program

DEA implemented its Priority Target Organization (PTO) Program in April 2001 to identify, target, investigate, and disrupt or dismantle those international, national, regional, and local impact drug trafficking and/or money laundering organizations having a significant impact on drug availability within the U.S.

DEA Domestic Field Divisions, under the supervision of Special Agents in Charge (SACs), identify and target major drug threats within their areas of responsibility, also known as PTOs. Specifically, Domestic Field Divisions focus their investigative efforts on PTOs with a direct connection to the Department of Justice's (DOJ) Consolidated Priority Organization Targets (CPOT), which include the most significant international command and control organizations threatening the U.S. as identified by the Organized Crime Drug Enforcement Task Force (OCDETF) member agencies.



DEA pursues the disruption or dismantling of PTOs linked to CPOTs via intelligence-driven multi-agency and multi-regional investigations. The goal is to dismantle these organizations so that reestablishment is impossible.

State and Local Task Force Program

DEA uses its task forces as a force multiplier in carrying out DEA's mission through coordination and cooperation with federal, state, and local law enforcement agencies in the U.S. Task forces act as an extension of DEA's traditional enforcement groups, focusing mainly on targeting significant, high-level TCOs. Many TCOs are inherently violent, but this associated violence or involvement in gang activity is not the primary or motivating factor in establishing the targets of DEA's investigations.

DEA assigns state and local Task Force Officers (TFOs) primarily to task force groups within Domestic Field Divisions. SACs and DEA Headquarters continuously monitor the task forces to ensure they remain efficient and effective. Through 4th quarter FY 2016, DEA led 272 state and local task forces. Moreover, these task forces consisted of an on-board strength of 2,234 Special Agents and 2,529 TFOs, all of whom are deputized with Title 21 authority and dedicated full-time to investigate major TCOs and address local trafficking problems.



BAT (Basic Agent in Training) – Small Arms Training

TFOs provide local expertise that cannot be matched at the federal level. This expertise includes, but is not limited to: (1) geographical familiarity with respect to specific areas, businesses, or persons involved in trafficking activities; (2) enhanced intelligence regarding local or regional TCO hierarchical structures, co-conspirators, and their corporate or transactional behaviors; and (3) access to relationships with local residents cultivated and fostered through liaison with community and religious leaders, as well as various health, public, and private service agencies therein. In addition, TFOs are well versed and practiced in the local judicial systems or smaller venues, and their support has been invaluable with respect to serving warrants and assisting with the identification and seizure of assets that may not have been identified solely by DEA.

The partnership with state and local personnel also allows DEA access to additional resources. TFOs allow for: (1) close alliances with state and local agencies; (2) the use of platforms for surveillance assets (pole cameras and, in many locations, radio systems and frequencies); (3) access to city facilities and equipment as well as events, meetings, and conferences with a

criminal justice agenda; and, (4) access to local and state intelligence databases to include drug databases, gang information, and local identifiers of significant drug trafficking areas.

Special Operations Division (SOD)

The SOD mission is to establish seamless law enforcement strategies and operations aimed at dismantling major TCOs by attacking their command and control networks. Special emphasis is placed on network targeting development, coordination, and ensuring that tactical and strategic intelligence is shared between law enforcement agencies. The SOD Pharmaceutical, Chemical and Internet Investigations Section (OSI) provides operational support, case coordination and de-confliction for all domestic and foreign investigations targeting major TCOs involved in cyber trafficking, precursor chemicals and pharmaceutical/synthetic investigations.

OSI encompasses the SOD ***Heroin/Fentanyl Task Force (HFTF)***, which consists of several agencies currently assigned to SOD using a joint “whole of government” approach to the national fentanyl/opioid epidemic. The HFTF consists of personnel from the DEA, Homeland Security Investigations (HSI) and Customs and Border Protection (CBP); supplemented by Federal Bureau of Investigation (FBI), Internal Revenue Service (IRS), and the U.S. Postal Inspection Service (USPIS). OSI utilizes every resource available, including support from the OCDETF Fusion Center (OFC), DoD, the Intelligence Community and other government entities, and provides field offices (all agencies) with valuable support in their respective investigations.

The HFTF proactively identifies and targets clandestine and illicit domestic pill production operations under ***Project Excipient***. The HFTF coordinates with law enforcement partners to identify online vendors (open and Dark Web) and develops actionable lead packages for field offices on potential fentanyl/synthetics vendors. This project targets significant domestic synthetic distributors responsible for the importation of fentanyl and related compounds from China to the U.S., and the production of counterfeit pills (opioids) for distribution via parcels to cities across the U.S. In July 2016, CBP seized a parcel of fentanyl destined for Midvale, Utah, which was turned over to HSI and the DEA Salt Lake City District Office (SLCDO). Information on this parcel seizure was shared with the HFTF, to include DEA, HSI, CBP, FBI and USPIS, all of whom have refined information-sharing mechanisms to identify co-conspirators and sources of supply. This direct engagement resulted in the arrest of a domestic fentanyl source of supply that was responsible for the shipment of hundreds of thousands of counterfeit pills across the U.S. The investigation revealed that this domestic clandestine manufacturer had made over 8,000 DarkNet internet sales totaling over \$4 million since November 2015. Additionally, information developed through the U.S. Postal Service revealed that the account associated with the DTO mailed over 400,000 packages in a six-month period.

Due to the addictive nature of opioids, a myriad of TCOs across the globe are competing for the U.S. domestic market, including the Mexico-based Sinaloa Cartel and many China-based organizations. The HFTF has identified three distinct threat streams related to heroin and fentanyl –Mexico/Southwest Border (SWB), Northern Border/Canada, and China. Identification of the threat streams includes identifying the organizations and their members involved in heroin and fentanyl production and trafficking at all levels.

The HFTF supports a multitude of internet related investigations targeting Chinese TCOs selling fentanyl/ New Psychoactive Substances (NPS). These Chinese TCOs are utilizing e-commerce as their “established smuggling routes” for illicit means. The organizations utilize conventional commercial means (i.e., USPS, FedEx, DHL) to ship fentanyl/NPS into the U.S. Additionally, the HFTF is identifying domestic criminal organizations acting as regional distributors that are manufacturing tablets out of fentanyl/NPS, and utilizing the internet to market and sell the tablets and pills.

In FY 2017, SOD created the *PreCursor Chemical Working Group* (PCWG). The PCWG is based on the same model as the HFTF. The PCWG utilizes resources through DEA, HSI, CBP (National Targeting Center), DoD elements (Office of Naval Intelligence (ONI) & National Trafficking Center (NTC)), and the Intelligence Community. The PCWG conducts in-depth analysis of DEA and HSI holdings to identify active and historical investigations that target manufacturing organizations. Based on intelligence and documented evidence from those investigations, the working group is trying to identify “facilitator” organizations responsible for the purchase, diversion and sale of chemicals used for clandestine manufacturing of illicit substances. Once identified, the working group will compile a comprehensive lead product to be forwarded to domestic and foreign field elements for action. Lead products will include identification of transshipments of chemicals, communication devices for further exploitation, financial data, shipping data and command/control of those organizations. To date, the PCWG has identified 16 potential targets and continues to exploit the networks for future dissemination to the field.

In response to the national crisis of heroin deaths plaguing many neighborhoods SOD expanded on its traditional strategy of focusing on the top-level, CPOT-driven investigations to include a deeper focus on local impact, street-level violent crime networks and gangs, as well as the drug supply chains. Numerous DEA investigations have been linked under *Project Rolling Thunder* to further those investigations through judicial wire intercepts, Confidential Source-driven intelligence, SOD databases, and intelligence analytical support to specifically target organizations responsible for violent crime and to cut off their drug supply and profits. To date, since the inception of *Project Rolling Thunder*, this project has resulted in 7,743 arrests and the seizure of 5,994 kilograms of cocaine, \$70.7 million in currency, 2,034 pounds of heroin, 33,763 pounds of marijuana, 17,451 pounds of methamphetamine and 341 weapons.

Intelligence and Information Sharing

DEA’s intelligence program is comprised of several components that are responsible for collecting, analyzing, and disseminating drug-related intelligence to facilitate DEA seizures and arrests, strengthen investigations and prosecutions of major drug trafficking organizations, and inform policy makers’ tactical and strategic decisions. DEA continues to operate a robust investigative support program producing high-priority strategic intelligence reporting inclusive of the annual publication of a National Drug Threat Assessment (NDTA), which provides policy makers, senior law enforcement leaders, and U.S. Intelligence Community managers with a comprehensive assessment of the major illicit national drug threats. The DEA Intelligence Program also continues to produce a wide range of other finished intelligence products on new

and emerging drug threats, as well as contributing to drug-related interagency assessments such as National Intelligence Estimates, Presidential Daily Briefs, and Intelligence Community Assessments or Memorandums.

DEA's Intelligence Program provides operational and tactical intelligence support to drug trafficking, drug money laundering, and narco-terrorist investigations globally, through field intelligence groups and analysts from the Office of Special Intelligence assigned to support the SOD. Within SOD, Intelligence Analysts are embedded within the various enforcement sections and provide a diverse range of investigative support, including identifying vulnerabilities in drug trafficking organization's communications networks that can be exploited by law enforcement, conducting liaisons with elements of the Intelligence Community, supplying expertise on how to exploit internet and web-based communications, and providing field investigative support to the SOD 959/960 enforcement groups. Intelligence Analysts assigned to SOD also facilitate significant information sharing among the interagency SOD members. The Intelligence Program supports local communities through its direct support of gang-related investigations, and works to attack the financial infrastructure of drug trafficking organizations. DEA analysts, in coordination with SOD, work to disrupt and dismantle the major drug trafficking supply organizations and their networks, including organizations that use drug trafficking proceeds to fund terrorism. Additionally, the Intelligence Program coordinates closely with counterparts in DEA Headquarters' Strategic Intelligence Section, ensuring that analysts assigned to the Strategic Intelligence Section are aware of operational developments that might have strategic implications. The Intelligence Program produced over 91,350 intelligence-related products in FY 2016, and it anticipates that it will meet or exceed this level of performance in FY 2017 given a sustained level of resource allocation.

El Paso Intelligence Center (EPIC)

EPIC is a national-level intelligence center staffed by interagency partners and functions in a task force-like collaborative environment to accomplish the EPIC mission. This mission supports U.S. law enforcement through the timely analysis and dissemination of intelligence on threats to the nation and those criminal organizations responsible for illegal activities within the



Western Hemisphere that impact the U.S. with a particular emphasis on Mexico and the Southwest border. EPIC's mission set is broadly focused on "all threats" to include illegal drugs, weapons trafficking, terrorism, human trafficking, human smuggling, illegal migration, money laundering, and bulk cash smuggling. EPIC not only provides tactical, operational, and strategic intelligence and intelligence support; it provides national event and/or target deconfliction through various tools including: DEA's Analysis and Response Tracking System (DARTS),

Deconfliction and Information Coordination Endeavor (DICE), High Intensity Drug Trafficking Areas (HIDTAs) and the National Virtual Pointer System (NVPS).

Office of National Security Intelligence (ONSI)

ONSI of the DEA was designated a member of the Intelligence Community in February 2006. The objective of ONSI is to maximize DEA's contribution to national security, while protecting the primacy of its law enforcement mission. Through the efforts of ONSI, DEA fulfills the requirement to share intelligence mandated by the USA Patriot Act, as well as the Attorney General's guidelines.

DARTS, DICE, and License Plate Reader (LPR)

DARTS is the primary National Deconfliction tool for DOJ, designed to exploit active investigative information, including information from communication and related sources. DARTS interfaces with the DICE which is used by other vetted federal, state, local, and tribal law enforcement users with approved accounts that access the application over an Internet browser through a secure connection to DICE servers. DEA's National License Plate Reader Program (NLPRP) is a federation of independent federal, state, local and tribal law enforcement license plate readers linked into a cooperative system, designed to enhance the ability of law enforcement agencies to interdict drug traffickers, money launderers or other criminal activities on high drug and money trafficking corridors and other public roadways throughout the U.S. Tens of thousands of law enforcement officers have used the LPR Program to determine routes and methods used to transport drugs and weapons; verify defendant statements; solve homicides; and locate fugitives. The LPR Program promotes information sharing and coordination through the DICE de-confliction mechanism that notifies the appropriate parties when common links are identified across multiple investigations.

DOMEX

DEA's intelligence program is comprised of several components responsible for collecting, analyzing, and disseminating drug-related domestic intelligence to facilitate DEA seizures and arrests, strengthen investigations and prosecutions of major drug trafficking organizations, and inform policy makers' tactical and strategic decisions.

Within the DEA, in the Office of Special Intelligence, the Document and Media Exploitation (DOMEX) Section provides assistance in the collection, analysis and dissemination of domestic drug related intelligence resulting from non-drug evidence seized during the course of DEA and other OCDETF member agency investigations. DOMEX is involved where local offices are not able to analyze the information in a timely manner and produce intelligence reporting to support DEA and OCDETF member agency investigations. The section consists of fifteen teams: four teams and a small IT support group in Merrifield, four teams with the Utah National Guard in Salt Lake City, and seven teams co-located with the OCDETF Strike Forces in Atlanta, Chicago, El Paso, Houston, Los Angeles, Phoenix. In FY 2016 DEA established a new team in Boston to increase support to DEA and other OCDETF member agencies. In addition, the DEA Office of

Forensic Sciences has two Digital Evidence Laboratories, one in Lorton, VA, and a second one in Salt Lake City, UT, to support the program.

In FY 2016, DOMEX staff supported a total of 262 investigations in 66 different DEA offices from 22 different Field Divisions or Foreign Regions. Of these investigations, 197 were Priority Target Investigations and 104 investigations were CPOT-related. Over 100 cases were part of the OCDETF program and 113 were in support of the DEA Diversion program. In 2016, over \$74 million in assets were seized and \$55 million dollars forfeited during DOMEX-supported investigations. Through the first half of FY 2017, DOMEX staff has supported a total of 148 investigations in 68 different DEA offices from 25 different Field Divisions or Foreign Regions. Of these investigations, 96 were Priority Target Investigations, 44 were part of the OCDETF program and 20 investigations were CPOT-related. Seventy-one investigations were in support of the DEA Diversion program.

Heroin and Cocaine Signature Programs

DEA's Heroin and Cocaine Signature Programs exemplify DEA's efforts and progress in intelligence-based policing and information sharing. The Heroin Signature Program (HSP), managed by the Intelligence Division, and the Cocaine Signature Program (CSP), managed by the Office of Forensic Sciences were initiated in 1977 and 1998, respectively, as essential components of DEA's ability to identify trends in heroin and cocaine trafficking and distribution in the U.S. Supported by scientific methodologies developed at DEA's Special Testing and Research Laboratory (SFL1), the ongoing objectives of these signature programs are to: (1) identify trends in heroin and cocaine trafficking and distribution in the U.S.; (2) identify the processing methods and geographic origins of the heroin and cocaine encountered in the U.S. drug market; and, (3) provide intelligence on wholesale purity and track transitions in heroin and cocaine smuggling patterns into the U.S.

The HSP and CSP, along with the Heroin Domestic Monitor Program described under the next heading, are the only scientifically-based sources of information currently available to determine the manufacturing processes and geographic origins of the heroin and cocaine available in the U.S. Each year, DEA chemists perform in-depth chemical analyses on an average of 600-900 heroin samples and 3,000 cocaine samples. Heroin samples analyzed via the HSP are taken from contraband seized at U.S. ports of entry (POEs), all non-POE exhibits weighing over 1 kilogram, randomly chosen samples, and by special requests for analysis. Cocaine samples analyzed under the CSP are obtained from bulk seizures of greater than 10 kilograms conducted throughout the U.S. and overseas.

Through their analysis, DEA chemists are able to associate respective heroin or cocaine samples with a production process, or "signature", which is indicative of a particular geographic source area. The resultant proportion of drug associated with each geographic source area is measured in terms of the net weight of drug seized and analyzed in the program from each area that year. Data obtained via the HSP and CSP, when used in conjunction with investigative information, drug production statistics, and seizure data, provides DEA with an overall long-term assessment of heroin and cocaine trafficking in the U.S.

The Intelligence Division and the Office of Forensic Sciences publishes an annual HSP report and quarterly CSP reports, which provide law enforcement, drug policy makers, and drug abuse researchers with information regarding the substantive nature of domestic heroin and cocaine trafficking at the wholesale-level. Policy makers rely upon the HSP and CSP to provide credible, science-based judgments regarding the significance and definitive characteristics of the source regions supplying the U.S. market. HSP and CSP data provide DEA managers with information essential to determining how to most effectively allocate DEA resources, as well as formulating and establishing effective counterdrug strategies to meet the threat posed by the trafficking of both of these drugs.

Heroin Domestic Monitor Program

The Heroin Domestic Monitor Program (HDMP) is a retail-level heroin purchase program conducted in 27 major U.S. metropolitan areas. HDMP exhibits provide data on the purity, price, and origin of street-level heroin. Each heroin purchase subsequently undergoes chemical and signature analysis at DEA's Special Testing and Research Laboratory to determine the purity and, where possible, the geographic source of the heroin. Since its inception in 1979, the HDMP has provided accurate assessments of the fluctuations in the domestic retail availability of heroin sourced from each of the major heroin areas—Mexico, South America, Southwest Asia, and Southeast Asia. Information derived through the HDMP has allowed DEA to aggressively target emerging heroin problems as well as develop strategies to counter them.

State and Local Training

DEA trains and collaborates with its state and local law enforcement partners while carrying out its domestic law enforcement efforts. This includes both formal collaboration through task forces, as well as less formal information sharing and de-confliction efforts. These efforts serve as a force multiplier.



In addition to DEA's State and Local Assistance Programs, DEA's Office of Training offers specialized training and professional development to state and local law enforcement officers in a variety of program areas:

- Drug Law Enforcement School for Patrol Officers (DLESP) - provides updated training to police officers to assist them in detecting drug-related crime in their communities;
- Drug Enforcement Training Program (DETP) - offers designed, instruction for secondary delivery by the trainers with a detailed program guide, student handouts, instructional aids, and suggested practical exercises;

- Drug Task Force Supervisors School (DTFSS) - supports and supplies updated managerial training to supervisors and commanders assigned to multi-agency drug task forces;
- Drug Unit Commanders Academy (DUCA) - provides training in areas including tactical aspects of drug enforcement, operational planning, confidential source management, clandestine laboratory operations, legal issues for management, executive decision making, and professionalism for commanders of federal, state, local, and foreign drug enforcement unit.

Additionally, DEA's Office of Training offers intelligence-based courses for State and Local Law Enforcement Officers (LEOs) and their analytical staff that includes: Critical Thinking; Federal Law Enforcement Analysts Training; and Presentation & Briefing Skills.

Domestic Cannabis Eradication/Suppression Program (DCE/SP)



Eradication of Marijuana at an Outdoor Grow Site

The DCE/SP is a nationwide law enforcement program that exclusively targets marijuana. Prior to FY 2016, eradication efforts were based on the calendar year to match the growing season, and therefore, all program performance data was collected and reported for the calendar year

with performance weighted towards the end of the year. However, beginning in FY 2016 the DCE/SP program has decided to report its eradication activities by fiscal year.

Domestically cultivated marijuana is dependent on climatic conditions; as a result extreme circumstances such as flood, drought, and fire can dramatically impact the amount of product cultivated and therefore seized. From January 1, 2016 through September 30, 2016, the DCE/SP was responsible for the eradication of 5.1 million plants, seizure of 77,968 pounds of processed marijuana, 2,914 weapons, \$47.7 million in assets and 4,471 arrests. In light of the change in reporting period from calendar year to fiscal year, without accounting for Q1-FY 2016 (October 1, 2015 through December 31, 2015), the enforcement activity reported for the remainder of FY 2016 (Q2 through Q4), exceeded the full year performance of CY 2015 in two of the metrics cited above: marijuana plants eradicated (+20 percent); and assets seized (+61 percent). In FY 2017, state and local agencies from the following states will no longer participate in DCE/SP: Alaska, Arkansas, Colorado, Maine, Minnesota, New Mexico, North Dakota, Oregon, Rhode Island, South Dakota, Vermont, and Wyoming as well as the Commonwealth of Puerto Rico and the U.S. Virgin Islands.

DCE/SP Statistics

	Arrests	Seizures	
		Indoor/Outdoor Plants	Assets
CY 2006	8,144	5.2 million	\$77.0 million
CY 2007	8,321	7.0 million	\$54.9 million
CY 2008	8,296	8.0 million	\$65.9 million
CY 2009	10,047	10.4 million	\$37.1 million
CY 2010	9,685	10.3 million	\$34.3 million
CY 2011	8,502	6.7 million	\$42.1 million
CY 2012	6,508	3.9 million	\$32.0 million
CY 2013	6,512	4.3 million	\$29.8 million
CY 2014	6,310	4.3 million	\$27.3 million
CY 2015	5,655	4.0 million	\$28.7 million
FY 2016	4,471	5.1 million	\$47.7 million

Note: FY 2016 statistics are for January 1, 2016 – September 30, 2016.

Total denied revenue from TCOs targeted under the DCE/SP during FY 2016 was in excess of \$2.6 billion based on the national average retail value of marijuana (\$500 per pound). The total assets seized in FY 2016 were significantly higher than the previous year. There are many factors that contribute to the year-to-year variation in asset seizures: (1) Illicit growers are becoming savvier in hiding their assets from law enforcement; (2) Successful enforcement has forced drug traffickers to cultivate marijuana plants on private property because search warrants are required to pursue investigations on private land; (3) Illegal cultivation in states that passed marijuana legalization laws; and, (4) The introduction and cultivation of a new, more robust species of marijuana.

This page intentionally left blank.

This page intentionally left blank.

Domestic Enforcement Decision Unit Performance Measures

Priority Targeting Program

DEA's domestic investigative efforts focus primarily on CPOT-linked targets. The objective is to dismantle these organizations so that reestablishment of the same criminal organization is impossible and the source of the drug is eliminated. The disruption or dismantlement of CPOT-linked organizations is accomplished primarily via multi-agency investigations. These investigations emphasize developing intelligence-driven, multi-regional efforts to identify and target international drug trafficking organizations that play significant roles in the production, transportation, distribution, financing, or other support of large scale drug trafficking.

DEA's first two drug enforcement-related output performance measures on the Performance and Resources Table relate to DEA's flagship Priority Targeting Program and are the following:

- PTOs Linked to CPOT Targets Disrupted or Dismantled
- PTOs Not Linked to CPOT Targets Disrupted or Dismantled

Domestic Training

The effectiveness of DEA's domestic enforcement efforts is also measured by the number of DEA-sponsored domestic training courses conducted and participants trained. The third drug enforcement-related output performance measure on the Performance and Resources Table is the following:

- Number of Federal, State and Local Law Enforcement Officers Trained

Drug Trafficker Revenue Denied

DEA's current long-term objective is to maximize the Monetary Value of Currency, Property and Drugs Seized (Drug Trafficker Revenue Denied) to meet the challenge of dismantling drug cartels so they are unable to reconstitute their operations with new leadership. Drug Trafficker Revenue Denied reflects the outcome of activities scored to DEA's International, Domestic and State and Local Decision Units.

The fourth drug enforcement - related outcome performance measure on the Performance and Resources Table is the following:

- Monetary Value of Currency, Property, and Drugs Seized (Drug Trafficker Revenue Denied)

This page intentionally left blank.

2. Performance and Resources Tables

PERFORMANCE AND RESOURCES TABLE											
Decision Unit: Domestic Enforcement											
RESOURCES		Target		Actual		Target		Changes		Requested (Total)	
		FY 2016		FY 2016		FY 2017		Current Services Adjustments and FY 2018 Program Changes		FY 2018 Request	
Number of IC Engagements		N/A		206		200				200	
Active PTOs Linked to CPOTs ^{1,2}		540		528		540		-		540	
Active PTOs Not Linked to CPOTs ^{1,2}		2,060		2,361		2,060		-		2,060	
Total Costs and FTE** (reimbursable FTE are included, but reimbursable costs are bracketed and not included in the total)		FTE	\$000	FTE	\$000	FTE	\$000	FTE	\$000	FTE	\$000
		6,602	\$1,610,179 [\$428,723]	6,602	\$1,610,179 [\$428,723]	6,748	\$1,608,444 [\$469,914]	(60)	\$81,478 [\$11,878]	6,689	\$1,689,922 [\$481,792]
TYPE	PERFORMANCE	FY 2016		FY 2016		FY 2017		Current Services Adjustments and FY 2018 Program Changes		FY 2018 Request	
Program Activity	Domestic Enforcement	FTE	\$000	FTE	\$000	FTE	\$000	FTE	\$000	FTE	\$000
		6,602	\$1,610,179 [\$428,723]	6,602	\$1,610,179 [\$428,723]	6,748	\$1,608,444 [\$469,914]	(60)	\$81,478 [\$11,878]	6,689	\$1,689,922 [\$481,792]
Performance Measure: Output	PTOs Linked to CPOTs Disrupted or Dismantled ^{2,3}	160/145		173/141		160/145		-		160/145	
Performance Measure: Output	PTOs Not Linked to CPOTs Disrupted or Dismantled ^{2,3}	731/689		887/841		731/689		-		731/689	
Performance Measure: Output	# of Federal, State, and Local Law Enforcement Officers Trained ⁴	37,300		48,609		37,300		-		37,300	
Performance Measure: Output	Monetary Value of Currency, Property and Drugs Seized (Drug Trafficker Revenue Denied) ⁵	††		††		††		-		††	
<p>** Beginning in FY 2018, Assets Forfeiture Fund (AFF) resources will be moved to a sub allotment within the Unified Financial Management System and no longer included with DEA's reimbursable resources; however, AFF funding is included in total reimbursable costs (in brackets) for all FYs to offer the full picture of resources provided by external agencies and programs.</p> <p>†† See the International Enforcement Performance and Resources Table for related performance data.</p> <p>¹ Reflects active PTO investigations as of the end of the specified fiscal year.</p> <p>² This performance measure does not include PTOs associated with DEA's Diversion Control Program.</p> <p>³ PTOs disrupted includes PTOs disrupted closed (PTARRS status code E). It <u>excludes</u> PTOs disrupted pending dismantlement (PTARRS status code D).</p> <p>⁴ This performance activity and performance measure does not include State and Local Clandestine Laboratory Enforcement training.</p> <p>⁵ This is an agency-wide outcome measure reflecting the activities across DEA's two decision units (International Enforcement and Domestic Enforcement).</p>											

Office of National Security Intelligence (ONSI)

Data Definition: IC Engagements demonstrate NN's involvement in the Intelligence Community (IC) by addressing NN participation in the IC Civilian Joint Duty Assignment (JDA) program and NN's information sharing with the IC. This includes coordination visits, IC Briefings, IC interactions through NN staff on a JDA and interactions with IC staff assigned to NN as liaison officers. Engagements also include working group meetings, responses to IC requests for information, reports on dissemination of drug and money laundering. NN engagements strengthen DEAs partnerships within the IC by facilitating intelligence coordination and information sharing. These activities are managed by DEA's Office of National Security Intelligence (ONSI).

Priority Targeting Program

Data Definition: Disruption means impeding the normal and effective operation of the targeted organization, as indicated by changes in organizational leadership and/or changes in methods of operation, including, for example, financing, trafficking patterns, communications or drug production. Disruption Pending Dismantlement means impeding the normal and effective operation of the targeted organization, but continuing towards the organization's complete evisceration such that it is incapable of operating and/or reconstituting itself. Dismantlement means destroying the organization's leadership, financial base and supply network. The first CPOT List was issued in September 2002, and is updated semi-annually. The List identifies the most significant international drug trafficking and money laundering organizations and those primarily responsible for America's drug supply. Enforcement agencies are focused on identifying links among disparate domestic drug trafficking and money laundering organizations and on making connections to their ultimate sources of supply. Investigators continually work up and across the supply chain, with the goal of disrupting and dismantling the entire network controlled by or supporting a given CPOT organization. An organization is considered "linked" to a CPOT, if credible evidence exists (i.e., from corroborated confidential source information, phone tolls, Title III intercepts, financial records, or other similar investigative means) of a nexus between the primary target of the investigation and a CPOT target. The nexus need not be a direct connection to the CPOT, so long as a valid connection exists to a verified associate or component of the CPOT organization.

Data Validation and Verification: PTARRS provides a means of electronically validating and verifying PTO data through the following approval chain:

- * Case Agent - Through PTARRS, the Special Agent (SA) or Diversion Investigator (DI) begins the process by creating and proposing a PTO.
- * Group Supervisor (GS) – The GS reviews the PTO proposed by the SA/DI and approves it or sends it back to the SA/DI for additional information/clarification.
- * Assistant Special Agent in Charge (ASAC) - The ASAC reviews the PTO approved by the GS. If all of the necessary information included in the proposal meets the established criteria for a PTO, the ASAC
- * Special Agent in Charge (SAC) - The SAC reviews the PTO approved by the ASAC and provides a case assessment for, or against, the nomination of the PTO. Once nominated by the SAC, PTARRS generates and saves a unique identification number for the nominated PTO.
- * Headquarters – At Headquarters, PTOs nominated by the SAC are assigned to the appropriate section within DEA's Office of Enforcement (OE). Once assigned, the corresponding OE Staff Coordinator validates all information reported on the PTO nomination. The validation process includes a review of the PTO nomination for completeness, compliance with established criteria, and confirmation of all related case linkages, including links to CPOTs. Staff Coordinators coordinate with DEA's Special Operations Division and Intelligence Division to ensure that available facts exist to support all case linkages. In the unlikely event the documentation submitted is insufficient to validate the reported links, the Staff Coordinator will coordinate with the submitting GS to obtain the required information.

Data Limitations: All statistics are limited by a lack of a relational link between case files and enforcement outputs (e.g. arrest, seizure, and work hour data). The link is inferred through data manipulation, but some areas are prone to error until all data systems are linked in a relational manner, and errors are prevented through data validation and referential integrity.

State and Local Training

Data Definition: The DEA Training Academy receives quarterly training data from the field on training provided by Division Training Coordinators. The field data are combined with the data generated by the DEA Training Academy and reported quarterly based on the fiscal year.

Data Validation and Verification: Data are reviewed upon receipt, but only technical or unusual deviations are checked.

PERFORMANCE MEASURE TABLE

Decision Unit: Domestic Enforcement

Performance Report and Performance Plan Targets		FY 2012	FY 2013	FY 2014	FY 2015	FY 2016		FY 2017	FY 2018
		Actual	Actual	Actual	Actual	Target	Actual	Target	Target
Performance Measure	PTOs Linked to CPOTs Disrupted or Dismantled ^{1,2}	141/126	165/158	158/154	169/132	160/145	173/141	160/145	160/145
Performance Measure	PTOs Not Linked to CPOTs Disrupted or Dismantled ^{1,2}	651/663	756/672	794/713	846/743	731/689	887/841	731/689	731/689
Performance Measure	# of Federal, State, and Local Law Enforcement Officers Trained ³	49,118	39,308	38,448	40,111	37,300	48,609	37,300	37,300
OUTCOME Measure	Monetary Value of Currency, Property and Drugs Seized (Drug Trafficker Revenue Denied) ⁴	††	††	††	††	††	††	††	††

†† See the International Enforcement Performance and Resources Table for related performance data.

¹ This does not include PTOs associated with DEA's Diversion Control Program.

² PTOs disrupted includes PTOs disrupted closed (PT ARRS status code E). It excludes PTOs disrupted pending dismantlement (PT ARRS status code D).

³ This performance activity and performance measure does not include State and Local Clandestine Laboratory Enforcement training participants.

⁴ Agency-wide outcome measure reflecting the activities across DEA's two decision units (International Enforcement and Domestic Enforcement).

This page intentionally left blank.

3. Performance, Resources, and Strategies

a. Performance Plan and Report for Outcomes

Output Performance Measure: Domestic PTOs Linked to CPOTs Disrupted or Dismantled

2015 Actual: 169/132

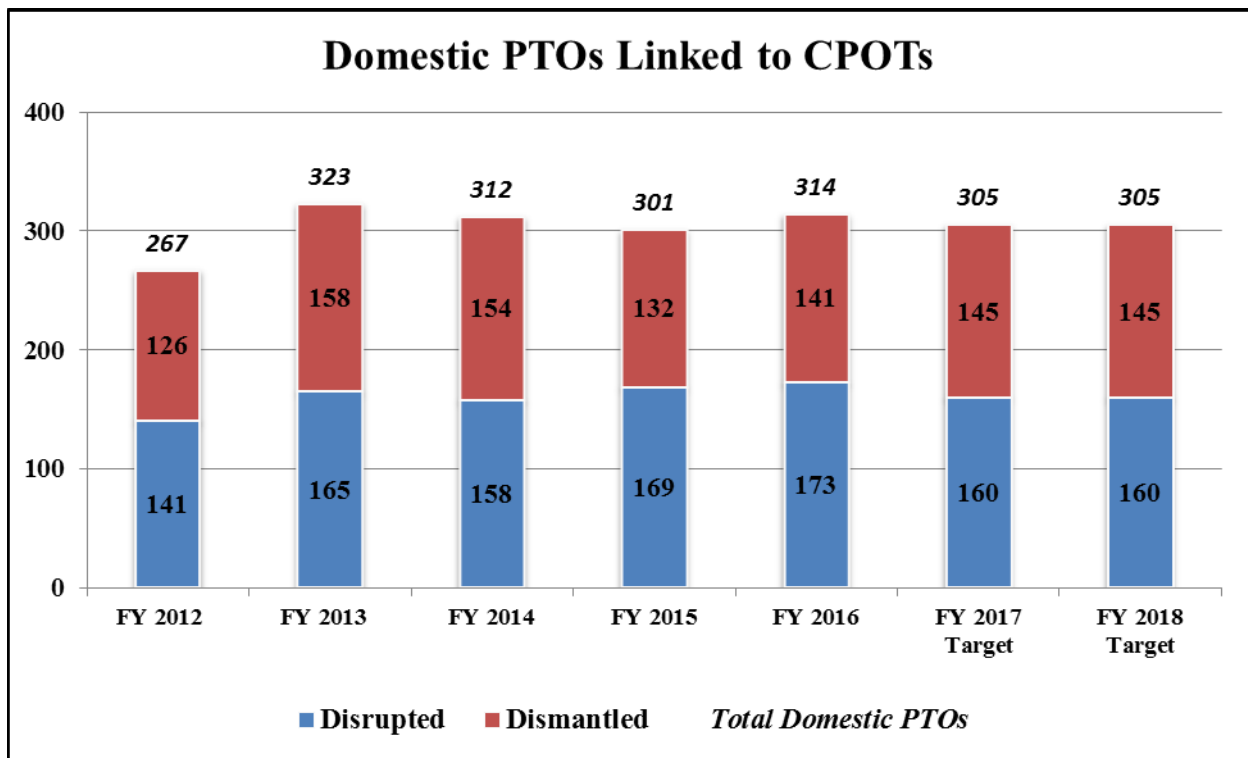
2015 Target: 270/110

2016 Actual: 173/141

2016 Target: 160/145

2017 Target: 160/145

2018 Target: 160/145

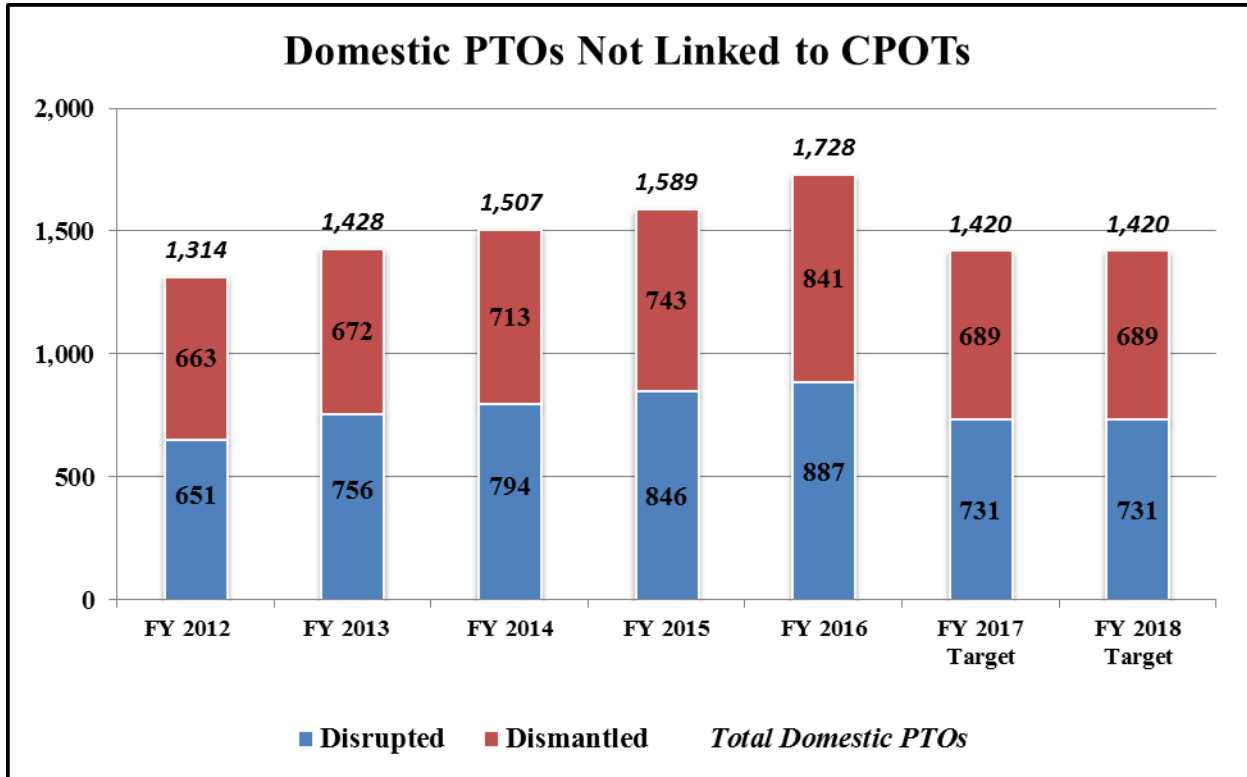


Discussion: From October 1, 2015 through September 30, 2016, DEA disrupted 173 and dismantled 141 PTOs linked to CPOTs. This represents approximately 108 and 97 percent to target, respectively for each of the aforementioned dispositions.

DEA has focused its operational activities against high value targets and sustains PTO performance outcomes to date. This has occurred because DEA prioritizes its efforts against drug trafficking organizations that pose the greatest threat to national security and public safety (i.e., CPOT linked PTOs).

Performance Measure: PTOs Not Linked to CPOTs Disrupted or Dismantled

2015 Actual: 846/743
2015 Target: 1,280/570
2016 Actual: 887/841
2016 Target: 731/689
2017 Target: 731/689
2018 Target: 731/689



Discussion: From October 1, 2015 through September 30, 2016, DEA disrupted 887 and dismantled 841 PTOs not linked to CPOTs. This represents approximately 121 and 122 percent to target, respectively for each of the aforementioned dispositions.

DEA continues to pursue collaborative investigations involving OCDETF and SOD/OSG (formerly known as GangTECC) as well as other SOD-supported, multi-jurisdictional efforts among state and local LEO partners, which continue to provide a source of PTO investigations.

DEA's domestic PTO performance targets reflect DEA's current utilization of domestic resources and enforcement activities, which have a direct impact on DEA's performance in the U.S. and its territories. As such, DEA anticipates that it will continue to meet its performance targets for CPOT linked and non-CPOT linked PTO dispositions in FY 2017 and FY 2018.

Output Performance Measure: Number of Federal, State and Local Law Enforcement Officers Trained

2015 Actual: 40,111

2015 Target: 32,175

2016 Actual: 48,609

2016 Target: 37,300

2017 Target: 37,300

2018 Target: 37,300

Discussion: From October 1, 2015, through September 30, 2016, DEA's State and Local Law Enforcement Officer Training Program trained 48,609 federal, state and local law enforcement officers. This represents approximately 130 percent to target.

Outcome Performance Measure: Monetary Value of Currency, Property, and Drugs Seized (Drug Trafficker Revenue Denied)

Discussion: Please refer to the discussion on Drug Trafficker Revenue Denied included in the International Enforcement Decision Unit narrative.

b. Strategies to Accomplish Outcomes

In FY 2018, DEA will continue to pursue specific agency initiatives and program objectives in support of DOJ's priorities and initiatives as follows:

Strengthen counternarcotics efforts along the Southwest Border

EPIC is DEA's long-standing and most important intelligence sharing organization focusing on the Southwest Border. EPIC's mission is to support U.S. law enforcement and interdiction components through timely analysis and dissemination of intelligence on illicit drug and alien movements and the criminal organizations responsible for these illegal activities within the U.S., on both sides of the U.S.-Mexico border, across the Caribbean, and from other points of origin within the Western Hemisphere in route to the U.S. In carrying out this mission, EPIC provides intelligence to law enforcement agents, investigators, and analysts at all levels of government throughout the U.S. and in some foreign nations. This includes directly supporting the efforts of DOJ and DHS components, including the USCG, ICE, and CBP. EPIC also has information sharing agreements with police agencies in all 50 states and it shares near real time information with Joint Interagency Task Force-South (JIATF-S) and other drug interdiction agencies/elements.

Disrupt and dismantle Consolidated Priority Organization Targets (CPOTs)

The OCDETF Program, of which DEA is the leading participant, coordinates investigations targeting organizations on the CPOT list – the “Most Wanted” drug trafficking and money laundering organizations believed to be primarily responsible for the nation's illicit drug supply. The objective is to dismantle these organizations so that reestablishment is impossible and the

source of the drug is eliminated. The disruption or dismantlement of CPOT organizations is accomplished primarily by multi-agency investigations. These investigations emphasize developing intelligence-driven operations to identify and target international drug trafficking organizations that play significant roles in the production, transportation, distribution, financing, or other support of large scale drug trafficking.

Deny drug revenue to TCOs to disrupt trafficking activities and reduce drug availability

DEA's approach to the money laundering threat to the U.S. is designed to reduce the threat, trafficking, use, and related violence of illegal drugs. First, DEA is solely focused on proceeds generated by the illegal drug industry and the devastating effect this money has on the American public and financial services industry, as well as other governments and societies around the world. Second, DEA is addressing the threat that drug proceeds represent as a means of financing terrorist organizations. Due to the nature and scope of DEA's investigations and its global presence, evidence and intelligence gleaned from its investigations often provide critical information on terrorist financing, which is immediately shared through established protocols with those agencies charged with counterterrorism responsibilities. DEA targets the flow of drug money back to sources of drug supply because these funds are destined to finance the next cycle of illegal drugs to be sent to the U.S. consumer market.

Utilize intelligence-based counternarcotics strategies and stop drug-related terrorist activities

DEA's Intelligence Program has been refocused on the concept of predictive intelligence to identify trends and vulnerabilities and then direct enforcement resources to those areas. In addition to its traditional drug law enforcement mission, DEA joined the Intelligence Community in 2006 due to the nexus between illegal drug trafficking and its proceeds which support terror organizations. DEA has expanded its Intelligence Program and has implemented the following programs: the DEA ONSI; Representation in the National Security Council Office for Combating Terrorism; OFC; and the NVPS (an information system that provides federal, state, and local law enforcement agencies with a target de-confliction capacity for all crimes).

Disrupt and dismantle violent gangs involved in drug trafficking

Law enforcement authorities throughout the country report that gangs are responsible for most of the serious violent crime in major U.S. cities. Gangs commonly use drug trafficking as a means to finance their criminal activities. DEA's efforts through SOD's OSG to coordinate and support investigations targeting gangs and violent crime, in concert with its enforcement partners assigned to GangTECC, will help penetrate and eliminate violent gangs and local drug trafficking organizations. Collaterally, these investigations combat violent drug trafficking organizations in specific neighborhoods and restore safer environments for the residents. In FY 2014, SOD GangTECC was reconfigured into an Operational Section under SOD and renamed, the Violent Crime and Gangs Section (OSG).

Reduce the threat, trafficking, and use of heroin and fentanyl

The threat posed by heroin in the U.S. is serious and has steadily increased since 2007. Heroin overdose deaths are rising in many cities and counties across the U.S., particularly in the Northeast and Midwest. Due to the debilitating impact of the heroin/fentanyl epidemic, DEA, in conjunction with federal, state, local and tribal enforcement officers, municipal leaders, and other private/public community-based organizations, has begun to implement a 360 Strategy to address and eventually thwart the rising epidemic brought about by the availability and use of heroin and its primary adulterant of choice, fentanyl. The 360 Strategy takes an innovative three-pronged approach to combating heroin/opioid use through: (1) coordinated Law Enforcement actions against drug cartels and heroin traffickers in specific communities; (2) Diversion Control enforcement actions against DEA registrants operating outside the law and long-term engagement with pharmaceutical drug manufacturers, wholesalers, pharmacies, and practitioners; and, (3) Community Outreach through local partnerships that empower communities to take back affected neighborhoods after enforcement actions and prevent the same problems from cropping up again.

Reduce the threat, trafficking, and use of methamphetamine

Once confined primarily to the west and mid-west, methamphetamine use is now evident across the eastern half of the U.S., as well. Because of the unique characteristics of methamphetamine, fighting the drug demands aggressive and collaborative efforts. DOJ is focused on the following six methods to combat methamphetamine: work with state and local law enforcement; provide information and awareness training; strengthen international partnerships, specifically between the U.S. and Mexico; use additional tools to target methamphetamine traffickers, such as the Combat Methamphetamine Act; increase DEA's enforcement operations and arrests; and make methamphetamine prosecutions a priority for U.S. Attorneys.

Train State and Local law enforcement officers and enhance their ability to enforce federal and state drug laws

DEA executes its training mission through the State and Local Training Program, which provides law enforcement officers with essential skills needed to conduct narcotics investigations and contribute to the nationwide counterdrug effort. DEA offers an array of classes to state and local officers to include Drug Diversion training, Drug Enforcement Unit Commander training (DUCA), Federal Law Enforcement Analysis Training (FLEAT), and Narcotics Supervisory Leadership training. In addition, state and local training is offered through DEA's Domestic Field Division Offices and Division Training Coordinators. By teaching others the methodologies and techniques of drug enforcement, DEA is able to expand drug enforcement across the U.S. in a very cost-effective manner.

Coordinate Domestic Drug Enforcement Efforts with Federal, State, and Local Counterparts

DEA will continue to leverage the investigative resources and tools provided by various federal, state, and local task forces. State and local TFOs are primarily assigned to task force groups within DEA's Domestic Field Divisions and make up approximately one-third of DEA's

domestic investigative workforce. Through the 4th quarter of FY 2016, DEA led 272 state and local task forces. Moreover, these task forces consisted of an on-board strength of 2,234 DEA Special Agents and 2,529 state and local task force officers, all of whom are deputized with Title 21 authority and dedicated full-time to investigate major TCOs and address trafficking problems in their local communities.

Through OCDETF investigations, DEA and other participating agencies identify, disrupt, and dismantle the most serious drug trafficking and money laundering organizations and those primarily responsible for the nation's drug supply. To date, DEA is the lead agency in 79 percent of all OCDETF investigations, and participates in 87 percent of the OCDETF investigations. Through the 4th quarter FY 2016, 35.9 percent of all DEA Special Agent investigative hours were on OCDETF cases. TFOs on DEA-lead task forces are also working OCDETF cases side-by-side with DEA and other agency personnel on these task forces.

Provide educational resources through the Demand Reduction Program's sponsorship of National Red Ribbon Week

National Red Ribbon Week serves as a tribute to Special Agent Enrique Camarena, who was kidnapped and brutally tortured and murdered by drug traffickers in Mexico. This tragic event produced an immediate outpouring of grief, but over time has generated a sense of hope across America. This hope is being kept alive through the hard work of millions of Americans - particularly our young people - who participate in Red Ribbon events during the last week in October. National Red Ribbon Week is the most far-reaching and well-known drug prevention event in America. The National Family Partnership, which coordinates Red Ribbon activities nationally, estimates that over 80 million Americans participate in Red Ribbon events. During this period, events are held throughout the country and serve as prevention and educational resources for young children and their communities.

C. State and Local Assistance

<i>State and Local Assistance</i>	Direct Pos.	Estimate FTE	Amount
2016 Enacted	26	22	\$3,457
2017 Continuing Resolution	26	22	\$14,515
Adjustments to Base and Technical Adjustments**	0	0	-\$10,900
2018 Current Services	26	22	\$3,615
2018 Program Increases	0	0	\$0
2018 Program Offsets	0	0	\$0
2018 Request	26	22	\$3,615
Total Change 2017-2018	0	0	-\$10,900

* This table only reflects DEA's S&E resources. Dollars are in thousands.

** The FY 2017 Annualized CR transfers \$10.9 million from COPS to DEA for state and local meth lab cleanups. This amount is included in DEA's budget authority under the FY 2017 CR.

<i>State and Local Assistance- Information Technology Breakout (of Decision Unit Total)</i>	Direct Pos.	Estimate FTE	Amount
2016 Enacted	0	0	\$116
2017 Continuing Resolution	0	0	\$116
Adjustments to Base and Technical Adjustments	0	0	\$0
2018 Current Services	0	0	\$116
2018 Program Increases	0	0	\$0
2018 Program Offsets	0	0	\$0
2018 Request	0	0	\$116
Total Change 2017-2018	0	0	\$0

1. Program Description

DEA provides assistance to state and local law enforcement agencies through its State and Local Clandestine Laboratory Training and Clandestine Drug Laboratory Cleanup Programs. DEA's Salaries and Expenses (S&E) Account funds the authorized positions associated with these programs; however, operational funding is provided by the Department of Justice's (DOJ) Office of Community Oriented Policing Services (COPS). During FY 2016, COPS transferred \$10.9 million to DEA for state and local lab cleanups. If cleanup requests remain relatively stable, the \$10.9 million in anticipated COPS reimbursable funding for FY 2017 and FY 2018 will be sufficient to support the program.

DEA also collaborates with its state and local law enforcement partners through task forces and the Domestic Cannabis Eradication/Suppression Program (DCE/SP), as well as less formal information sharing and de-confliction efforts. DEA identifies resources for these joint law enforcement efforts as a component of the Domestic Enforcement Decision Unit.

DEA's State and Local Assistance Decision Unit includes two programs: State and Local Clandestine Laboratory Training and Clandestine Drug Laboratory Cleanup Programs.

State and Local Clandestine Laboratory Training

DEA has consistently responded to the training needs of the U.S. law enforcement community and recognizes the value of sharing drug law enforcement techniques. DEA's Office of Training Clandestine Laboratory Unit has developed programs it continues to provide to assist federal, state, and local officers in the areas of investigation, dismantling, and disposal of illicit clandestine laboratories. This training provides instruction in the safe dismantling and disposal of clandestine laboratories, Occupational Safety and Health Administration (OSHA) compliance, current trends in the manufacturing of illicit controlled substances, along with clandestine laboratory tactical training. In addition to the domestic mission of training Special Agents and state and local law enforcement personnel, the Clandestine Laboratory Unit also provides First Responder/Awareness training and a First Responder/Awareness Train-the-Trainer Program to international law enforcement agencies.



DEA Clandestine Laboratory Training

Clandestine Drug Laboratory Cleanup Program

State and local personnel are often confronted with an extremely hazardous environment when called to the scene of clandestine laboratories. Clandestine laboratories, known as “small toxic labs,” are generally unaffiliated with large drug trafficking organizations and produce less than ten pounds of methamphetamine per production cycle. These labs are found in rural areas, tribal and federal lands, cities, and suburbs. Most often, state or local personnel first encounter these laboratories and must ensure that they are investigated, dismantled, and disposed of appropriately. DEA is in a unique position to assist state and local law enforcement with hazardous waste cleanups while maintaining a nationwide set of contracts.

In FY 2016, DEA coordinated over 8,600 state and local meth lab cleanups. This total includes 8,500 Container Program lab pickup and disposals, and another 124 on-site cleanups. Based on these numbers, DEA projects more than 9,000 cleanups for FY 2017.

2. Performance and Resources Tables

PERFORMANCE AND RESOURCES TABLE											
Decision Unit: State and Local Assistance											
RESOURCES		Target		Actual		Target		Changes		Requested (Total)	
		FY 2016		FY 2016		FY 2017		Current Services Adjustments and FY 2018 Program Changes		FY 2018 Request	
Workload: Varies by Program											
Total Costs and FTE		FTE	\$000	FTE	\$000	FTE	\$000	FTE	\$000	FTE	\$000
(reimbursable FTE are included, but reimbursable costs are bracketed and not included in the total)		22	\$3,457 [\$0]	22	\$3,457 [\$0]	22	\$14,515 [\$0]	0	(\$10,900) [\$0]	22	\$3,615 [\$0]
TYPE	PERFORMANCE	FY 2016		FY 2016		FY 2017		Current Services Adjustments and FY 2018 Program Changes		FY 2018 Request	
Program Activity	State and Local Assistance	FTE	\$000	FTE	\$000	FTE	\$000	FTE	\$000	FTE	\$000
		22	\$3,457 [\$0]	22	\$3,457 [\$0]	22	\$14,515 [\$0]	0	(\$10,900) [\$0]	22	\$3,615 [\$0]
Performance Measure	# of State and Local Law Enforcement Officers Trained in Clandestine Laboratory Enforcement	1,800		1,106		1,300		-		1,300	
State and Local Clandestine Laboratory Training											
Data Definition: DEA's Office of Training tracks the number of State and Local Law Enforcement Officers trained in Clandestine Laboratory Enforcement and reports it quarterly based on the fiscal year.											
Data Validation and Verification: Data are reviewed upon receipt. Technical or unusual deviations are verified.											

PERFORMANCE MEASURE TABLE									
Decision Unit: State and Local Assistance									
Performance Report and Performance Plan Targets		FY 2012	FY 2013	FY 2014	FY 2015	FY 2016		FY 2017	FY 2018
		Actual	Actual	Actual	Actual	Target	Actual	Target	Target
Performance Measure	# of State and Local Law Enforcement Officers Trained in Clandestine Laboratory Enforcement	1,023	1,696	1,484	1,888	1,800	1,106	1,300	1,300

3. Performance, Resources, and Strategies

From October 1, 2015 through September 30, 2016, the Office of Training provided state and local training to 1,106 law enforcement officers. While the Office of Training did not meet its aggressive target for FY 2016 due to staffing constraints, it still anticipates meeting or exceeding its target for FY 2017 and FY 2018.

b. Performance Plan and Report for Outcomes

Output Performance Measure: Number of State and Local Law Enforcement Officers Trained in Clandestine Laboratory Enforcement

2015 Actual: 1,888

2015 Target: 1,200

2016 Actual: 1,106

2016 Target: 1,800

2017 Target: 1,300

2018 Target: 1,300

Since 1999, DEA has trained nearly 22,439 state and local law enforcement officers in identifying and processing clandestine laboratories. There is an increasing demand for clandestine laboratory training; DEA anticipates exceeding the performance targets established for FY 2017 and FY 2018.

b. Strategies to Accomplish Outcomes

State and local law enforcement officers are taught how to handle the environmental hazards encountered at clandestine laboratories, as well as the procedural differences between traditional drug investigations and clandestine laboratory investigations. DEA also ensures that state and local personnel receive familiarization training on the required protective equipment that must be worn when dismantling a clandestine laboratory. The United States Code of Federal Regulations mandates that all Federal, state, and local law enforcement officers receive at least 24 hours of hazardous chemical handling training prior to entering a clandestine drug laboratory.

Over the past several years, DEA has developed a container based cleanup program. Through this program, DEA trains and certifies law enforcement officers on how to: remove gross contaminants from lab sites; secure and package the waste pursuant to state and Federal laws and regulations; and, transport the waste to a secure container where it is stored until disposal. The container program provides a mechanism for state and local law enforcement to transport contaminants from labs (including mobile labs) and dumpsites to a secure container site in a safe and timely manner. The Container Program has resulted in significant cost savings in states that have operational container programs (a contractor cleanup averages \$4,160 and a container cleanup averages \$220).

There are currently 19 states with operational container programs: Alabama, Arkansas, Florida, Georgia, Illinois, Indiana, Iowa, Kansas, Kentucky, Michigan, Mississippi, Nebraska, New York, North Carolina, Ohio, Oklahoma, Pennsylvania, Tennessee, and Virginia.

D. Diversion Control Fee Account

<i>Diversion Control Fee Account</i>	Direct Pos.	Estimate FTE	Amount
2016 Enacted with Sequester	1,497	1,343	\$345,532
2017 Continuing Resolution	1,597	1,456	\$346,336
Adjustments to Base and Technical Adjustments	0	0	\$41,372
2018 Current Services	1,597	1,456	\$387,708
2018 Program Increases	55	39	\$31,866
2018 Program Offsets	0	0	\$0
2018 Request	1,652	1,495	\$419,574
Total Change 2017-2018	55	39	\$73,238

<i>Diversion Control Fee Account- Information Technology Breakout (of Decision Unit Total)</i>	Direct Pos.	Estimate FTE	Amount
2016 Enacted with Sequester	19	19	\$31,054
2017 Continuing Resolution	21	21	\$31,199
Adjustments to Base and Technical Adjustments	0	0	\$188
2018 Current Services	21	21	\$31,387
2018 Program Increases	0	0	\$0
2018 Program Offsets	0	0	\$0
2018 Request	21	21	\$31,387
Total Change 2017-2018	0	0	\$188

1. Program Description

DEA's Diversion Control Program (DCP) is responsible for enforcing the Controlled Substances Act (CSA) and its regulations pertaining to pharmaceutical controlled substances and listed chemicals. In doing so, the DCP conducts and facilitates domestic investigations; supports international investigations with domestic connections; plans and allocates program resources; promulgates regulations; and conducts liaison with healthcare providers and industry, as well as federal, state, and local counterparts. All of the goals, strategies, and initiatives supported by the DCP are intended to establish and maintain strong standards of control; aid in detecting and preventing the diversion of pharmaceutical controlled substances and listed chemicals; enhance public safety by ensuring accountability; and improve qualitative reporting requirements within its network of compliance indicators. DEA actively regulates more than 1.66 million individuals and companies that are registered with DEA to handle controlled substances or listed chemicals through a system of scheduling, quotas, recordkeeping, reporting, and security requirements. DEA uses criminal, civil, and administrative penalties against those who are involved in the diversion of licit controlled substances and listed chemicals, as well as individuals and/or organizations otherwise violating the CSA and its implementing

regulations. By statute, registration fees must be set at a level that ensures the recovery of the full costs of operating the DCP.

2. Performance and Resources Tables

PERFORMANCE AND RESOURCES TABLE											
Decision Unit: Diversion Control											
RESOURCES		Target		Actual		Target		Changes		Requested (Total)	
		FY 2016		FY 2016		FY 2017		Current Services Adjustments and FY 2018 Program Changes		FY 2018 Request	
Number of Criminal Case Initiations ¹		1,929		1,748		1,929		-		1,929	
Active Diversion PTOs ²		560		754		560		-		560	
Number of Drug and Chemical New Applicants Processed (throughout the FY)		79,955		121,301		90,000		-		90,000	
Total Costs and FIE (reimbursable FTE are included, but reimbursable costs are bracketed and not included in the total)		FTE	\$000	FTE	\$000	FTE	\$000	FTE	\$000	FTE	\$000
		1,343	\$345,532 [\$0]	1,343	\$345,532 [\$0]	1,456	\$346,336 [\$0]	39	\$73,238 [\$0]	1,495	\$419,574 [\$0]
TYPE	PERFORMANCE	FY 2016		FY 2016		FY 2017		Current Services Adjustments and FY 2018 Program Changes		FY 2018 Request	
Program Activity	Diversion of Licit Drugs and Chemicals	FTE	\$000	FTE	\$000	FTE	\$000	FTE	\$000	FTE	\$000
		1,343	\$345,532 [\$0]	1,343	\$345,532 [\$0]	1,456	\$346,336 [\$0]	39	\$73,238 [\$0]	1,495	\$419,574 [\$0]
Performance Measure: Output	Number of Administrative Actions	2,301		2,299		2,301		-		2,301	
Performance Measure: Output	Number of Civil Penalties	66		65		66		-		66	
Performance Measure: Output	Number of Diversion PTOs Linked to CPOT Targets Disrupted / Dismantled ²	0/0		1 / 1		0/0		-		0/0	
Performance Measure: Output	Number of Diversion PTOs Not Linked to CPOT Targets Disrupted / Dismantled	146/216		193/270		146/216		-		146/216	
Performance Measure: Output	Number of Outreach/Public Education Events Completed (Overall)	134		809		134		-		300	
Performance Measure: Output	Number of Planned Scheduled Investigations Completed (Overall)	3,200		4,079		3,800		-		3,800	

¹ Criminal cases will be determined by the use of DEA's Case Status Subsystem (CAST) to obtain records with 2000 series Diversion case files and class codes 40/50. In addition, DEA case file records for non-2000 series non-general file with fee fundable GDEP drug codes are included.

² Reflects active PTO investigations as of the end of the specified fiscal year. As a participant in the PTO program, Diversion is required to report PTOs linked to CPOT and not linked to CPOT. However, with the nature of the Diversion program, CPOT linkages are a rare event.

^{††} DEA will use FY 2013 and 2014 to establish baselines for new measures. Additional information is provided for each measure in Section D.3.a

Data Definitions:*Types of Registrants:*

* Type A Registrants dispense controlled substances at the retail level. These include pharmacies, hospitals, clinics, practitioners, teaching institutions and mid-level practitioners (nurse practitioners, physician assistants, etc.).

* Type B Registrants manufacture and distribute controlled substances at the wholesale level. These include manufacturers, distributors, analytical labs, importers/exporters, researchers and narcotic treatment programs.

* Chemical Registrants manufacture and distribute chemicals at the wholesale and retail level. These include retail distributors, manufacturers, distributors, importers and exporters.

* Criminal Investigation on CSA/CDTA Registrants: All non-scheduled regulatory investigations of CSA/CDTA violations/violators. These include: Priority Target Organizations (PTOs); criminal investigations; and Drug Oriented Investigations (DOIs).

Sanction Categories:

* Administrative Actions/Civil Penalties: Consists of civil fines, administrative hearings, letters of admonition/MOU, suspension and restriction. Registrants usually retain the DEA Registration with restrictions and/or financial penalty. Registrants may be temporarily denied access to controlled substances/chemicals.

* Criminal: Consists of surrender for cause, revocation and denial. Registrants lose or forfeit the DEA Registration or are convicted of a drug offense. Registrants are permanently denied access to controlled substances/chemicals pending a reversal of circumstances.

* Note: The Adjusted Number of Type B Registrants excludes researchers and analytical labs because the amount of controlled substances maintained or supplied to these type B registrants is minimal and the risk to public safety nominal, relative to the vast amount of controlled substances handled by manufacturers, distributors, importer/exporters and narcotic treatment programs.

Data Collection and Storage: During the reporting quarter, the Diversion field offices change the status of a registrant's CSA2 Master record to reflect any Regulatory Investigative actions that are being conducted on the registrant. The reporting of the Regulatory action by each field office is available on a real-time basis through the reporting system within CSA2, as the investigative status change occurs. The Regulatory investigative actions that are collected in a real-time environment are as follows: letters of admonition/MOU, civil fines, administrative hearing, order to show cause, restricted record, suspension, surrender for cause, revocations, and applications denied. The CSA2 enables DEA to maintain all of the historical and investigative information on DEA registrants. It also serves as the final repository for a majority of punitive (i.e. sanctions) actions levied against CSA violators.

Data Validation and Verification: The Diversion Investigator and the field office Group Supervisor (GS) are tasked to ensure that timely and accurate reporting is accomplished as the registrants investigative status change occurs. Both GS and the Diversion Program Manager (DPM) have the ability to view the report of ingoing and completed Regulatory Investigation actions for their office/division at any time during the quarter or at the quarter's end, since the actions are in real-time.

Data Limitations: The content of the quarterly reports is restricted to Regulatory Investigative action on controlled substance/chemical registrants and makes no mention of budgetary information. Timeliness is not considered a limitation since the data is collected as the change in the status of the investigation occurs.

PERFORMANCE MEASURE TABLE

Decision Unit: Diversion Control

Performance Report and Performance Plan Targets		FY 2012	FY 2013	FY 2014	FY 2015	FY 2016		FY 2017	FY 2018
		Actual	Actual	Actual	Actual	Target	Actual	Target	Target
Performance Measure	Number of Administrative Actions	n/a	2,268	2,392	2,301	2,301	2,299	2,301	2,301
Performance Measure	Number of Civil Penalties	n/a	87	66	66	66	65	66	66
Performance Measure	Number of Diversion PTOs Linked to CPOTs Disrupted & Dismantled ^{1,2}	2/0	0/0	3/6	0/0	0/0	1 / 1	0/0	0/0
Performance Measure	Number of Diversion PTOs Not Linked to CPOTs Disrupted & Dismantled ^{1,2}	72/156	124/172	128/229	185/248	146/216	193/270	146/216	146/216
Performance Measure	Number of Scheduled Investigations Completed (Overall)	4,668	5,685	4,397	4,151	3,200	4,079	3,800	3,800
Performance Measure	Number of Outreach/Public Education Events Completed (Overall)	n/a	114	165	122	134	809	134	300

¹ Prior to FY 2010, the Diversion Control Program was not officially part of the DEA's Priority Targeting Program. Beginning in FY 2010, with the creation of Tactical Diversion Squads in every domestic field division, the Diversion Control Program began focusing on the identification of PTOs and their eventual disruption and dismantlement.

² PTOs disrupted includes PTOs disrupted closed (PTARRS status code E). It excludes PTOs disrupted pending dismantlement (PTARRS status code D).

This page intentionally left blank.

3. Performance, Resources, and Strategies

a. Performance Plan and Report for Outcomes

Output Performance Measure: Number of Administrative Actions

2015 Actual: 2,789

2015 Target: N/A

2016 Actual: 2,299

2016 Target: 2,301

2017 Target: 2,301

2018 Target: 2,301

Discussion: From October 1, 2015 through September 30, 2016, Diversion Control levied 2,299 administrative actions. This represents approximately 99.9 percent to target. As such, it is anticipated that Diversion Control will continue to meet its targets in FY 2017 and FY 2018.

Output Performance Measure: Number of Civil Penalties

2015 Actual: 97

2015 Target: N/A

2016 Actual: 65

2016 Target: 66

2017 Target: 66

2018 Target: 66

Discussion: From October 1, 2015 through September 30, 2016, Diversion Control levied 65 civil penalties. This represents approximately 98.5 percent to target. As such, it is anticipated that Diversion Control will continue to meet its targets in FY 2017 and FY 2018.

Output Performance Measure: Diversion PTOs Linked to CPOTs Disrupted and Dismantled

2015 Actual: 0/0

2015 Target: 0/0

2016 Actual: 1/1

2016 Target: 0/0

2017 Target: 0/0

2018 Target: 0/0

Output Performance Measure: Diversion PTOs Not Linked to CPOTs Disrupted and Dismantled

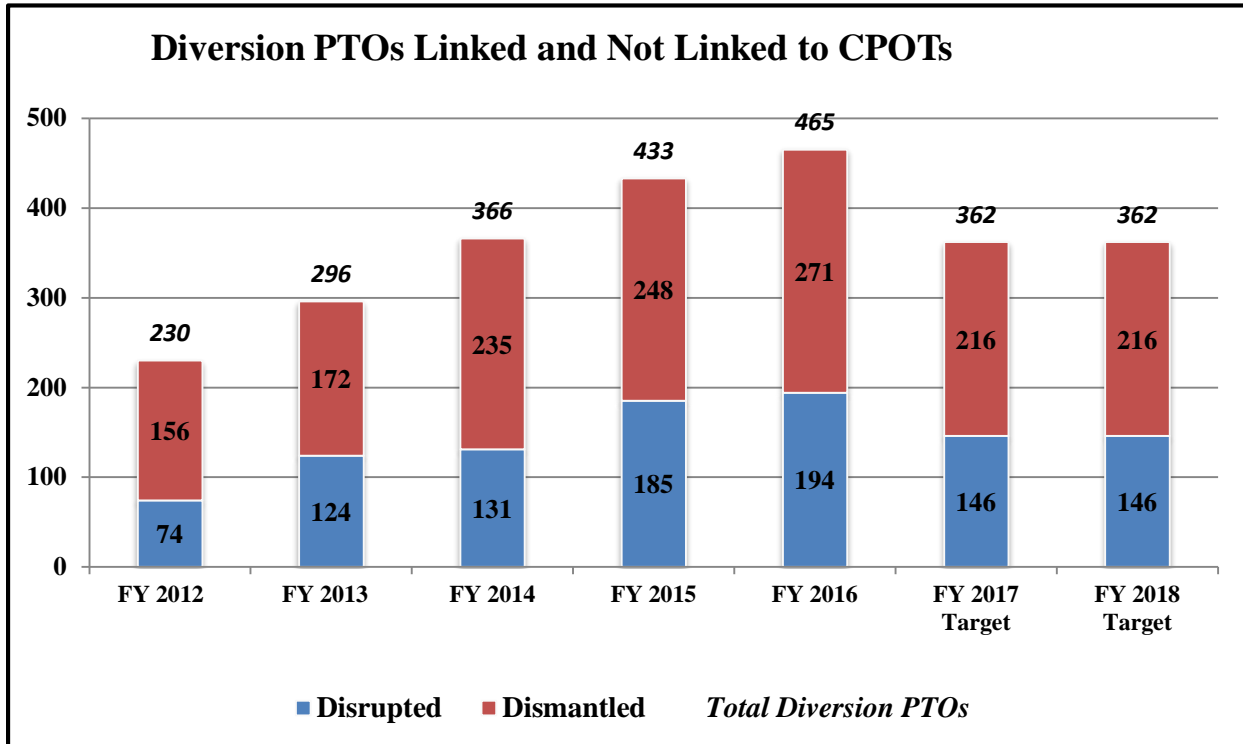
2015 Actual: 185/248

2015 Target: 275/150

2016 Actual: 193/270

2016 Target: 146/216

2017 Target: 146/216
2018 Target: 146/216



Discussion: From October 1, 2015 through September 30, 2016, Diversion Control disrupted 1 and dismantled 1 PTOs linked to CPOTs. Because CPOT-linked investigations are not the focus of the DCP, there may not be any disruptions or dismantlement of PTOs linked to CPOTs for Diversion in any given year.

From October 1, 2015 through September 30, 2016, Diversion Control disrupted 193 and dismantled 270 PTOs not linked to CPOTs. This represents approximately 132 and 125 percent to target, respectively for each of the aforementioned dispositions. DEA initiates criminal investigations on those suspected of criminal violations of the CSA. As a participant in the PTO program, Diversion PTOs can be criminal and/or regulatory. PTO investigations are administrative, civil, and criminal investigations that have a regional or national impact on a registrant’s ability to handle controlled substances. As such, it is anticipated that Diversion Control will continue to meet its targets in FY 2017 and FY 2018 through sustained effort that capitalize on intelligence sharing and investigative leads to identify and pursue targets of opportunity.

Output Performance Measure: Number of Scheduled Investigations Completed (Overall)

2015 Actual: 4,151
2015 Target: 4,200
2016 Actual: 4,079
2016 Target: 3,200

2017 Target: 3,200

2018 Target: 3,200

Discussion: From October 1, 2015 through September 30, 2016, Diversion Control completed 4,079 Scheduled Investigations. This represents approximately 127 percent to target. As such, it is anticipated that Diversion Control will continue to meet its targets in FY 2017 and FY 2018 through a sustained effort that capitalizes on a cyclical schedule of inspections and audits as well as follow-up and targeted pursuits that are based on investigative leads.

Output Performance Measure: Number of Outreach/Public Education Events Completed (Overall)

2015 Actual: 122

2015 Target: N/A

2016 Actual: 809

2016 Target: 134

2017 Target: 134

2018 Target: 300

Discussion: From October 1, 2015 through September 30, 2016, Diversion Control completed 809 outreach/public education events. This represents approximately 604 percent to target. The increase in outreach activities was the result of a 2015 Acting Administrator's directive to educate the public, DEA registrants, and other Medical Professional Organizations on federal laws and regulations, and DEA's role and responsibilities. Due to the severity of the fentanyl and heroin abuse epidemic and its ties to prescription abuse, DCP's first-year efforts to educate and inform the industry and general public, far exceeded what was originally forecast by DEA. Moving forward, the anticipated number of future outreach events will be more moderate due to the implementation of the 360 Strategy started by DEA in 2016. Because DCP plans to continue to monitor this effort in a manner commensurate with the growth of its registrant population, it is anticipated that Diversion Control will continue to meet its FY 2017 target and its increased FY 2018 target.

b. Strategies to Accomplish Outcomes

The DCP's mission is to prevent, detect, and investigate the diversion of controlled pharmaceuticals and listed chemicals from legitimate sources while ensuring an adequate and uninterrupted supply is available for legitimate medical, commercial, and scientific needs. The following strategies outline DEA's plan to achieve this objective:

Tactical Diversion Squads (TDS)

The DCP conducts criminal enforcement activities primarily through TDS groups. TDSs are comprised of many DEA specialties, including special agents and diversion investigators, and state and local counterparts such as state law enforcement and regulatory personnel. These groups combine varied resources and expertise in order to identify, target, investigate, disrupt, and dismantle those individuals or organizations involved in diversion schemes (e.g., pill mills,

prescription forgery rings, and doctor shopping). TDSs also develop sources of information and disseminate intelligence to appropriate elements for the development of leads and targets. The TDS provides support to a Diversion Group and/or Diversion Staff where law enforcement authority or activities are required (e.g., purchase of evidence/payment for information, conducting surveillance, conducting undercover operations, making arrests, and executing search/seizure warrants). TDSs also play an important role in addressing the growing problem of emerging synthetic designer drugs. TDS groups surreptitiously buy these substances which are analyzed and used to support DEA's temporary and permanent scheduling actions. As of the end of FY 2016, DEA had 77 fully operational TDSs throughout the U.S., covering 41 states, Puerto Rico, and the District of Columbia. The process of establishing additional TDSs is ongoing. DEA established two Mobile Diversion Teams (MDTs) that are currently in the process of being staffed with an anticipated deployment ready date in the 4th quarter of FY 2017. MDTs provide a targeted focus on operations leading to the disruption of diversion schemes and the targeting of high-level traffickers in order to dismantle their organizations. The MDTs will significantly decrease the strain on resources that are redirected to support large investigations, allow rapid response to shifts in diversion trends, and create an agile resource capable of responding to changing mission requirements.

Chemical Initiatives

The DCP serves as the Competent National Authority for the U.S. concerning precursor chemicals and international treaties. The DCP works with the international community to monitor, identify and seize international shipments of precursor and essential chemicals destined for clandestine laboratories for use in the illicit manufacturing of controlled substances.

Additionally, in cooperation with chemical companies and on a bilateral basis, the DCP urges international partners to take effective action to prevent the diversion of precursor chemicals from legitimate trade, through the use of such tools as the International Narcotics Control Board's Limited International Special Surveillance List, the Pre-export Notification Online System (PEN Online), the Precursor Incident Communication System (PICS), as well as voluntary partnerships between industry and the competent authorities (or equivalent). In addition to its other oversight and regulatory responsibilities in this area, the DCP reviews and approves importation requests for List I chemicals and reviews and approves chemical pre-registration reports and other chemical related reports.

The DCP through its various programs is at the forefront of data collection for the identification and subsequent scheduling of new psychoactive substances (NPS) (e.g.; synthetic drugs such as cannabinoids and cathinones) and fentanyl analogues as well as precursor chemicals used in the clandestine manufacture of controlled substances and/or new emergent substances of abuse.

Distributor Initiative

DEA has established an approach to ensure that registrants understand that they have a responsibility to identify suspicious orders and prevent the illicit distribution of controlled pharmaceuticals. DEA meets with distributors and provides an analysis of distribution data so that registrants get a better understanding of the requirements of the CSA and its implementing

regulations. Under this approach, DEA is able to put a distributor on notice that its distribution practices could be contributing to the illegal distribution and dispensing of controlled substances. The DCP intends to continue its Distributor Initiative to help ensure that wholesale distributors comply with all aspects of the CSA and its implementing regulations.

Improved Technology

The DCP determines the appropriate procedures necessary to order and distribute all Schedule I and II controlled substances and Schedule III Narcotics of controlled substances. This enables the DCP to monitor the flow of those controlled substances from their point of manufacture through commercial distribution. It also monitors registrant compliance through reporting systems such as the Automation of Reports and Consolidated Orders System (ARCOS) and manages the cataloging of controlled substances based on the National Drug Code (NDC) system, including the Drug Ingredients, Trade Name, DEA Generic Name, U.N. Code/Name, and the conversion factor to calculate the base weight of the controlled substance within product. The DCP successfully made improvements to the technology infrastructure of ARCOS and provides an online system that allows validation of electronic transactional report submissions and corrections of transactional errors. Other oversight activities include maintaining the Controlled Substance Ordering System (CSOS), monitoring CSOS activities through the initial certification process, and periodic auditing of registrant systems. CSOS provides registrants with an electronic platform that reduces costs to registrants while ensuring a more efficient and effective ordering process. The DCP is in the process of making improvements to the technology infrastructure of CSOS and streamlining the application process for registrants by implementing an online system for new applications and renewal applications for registrations.

Additionally, the DCP maintains the customer service center that supports incoming calls from the 1.66+ million registrant population. The DCP is changing the technology infrastructure of the service center's phone system to implement a new Interactive Voice Response (IVR) system. This will provide enhanced call flows and interactive features to the registrants and provide efficiencies within the service center daily activities, as well as the ability to establish service centers in different locations quickly. The new IVR RFP solicitation was posted for vendor competition 4th quarter 2016 and awarded in 2nd quarter 2017 with expected roll out in 3rd quarter of FY 2017. In support of the International Trade Data System (ITDS), as mandated by Executive Order, the DCP has successfully implemented the online versions of its import and export applications for controlled substances and listed chemicals (DEA Form 161, 236, 357, and 486) to meet the 3rd quarter 2016 ITDS pilot program initiative. The DCP has also enhanced its communications system to allow interconnectivity between many different systems and 3rd quarter 2016 data connectivity was established with CBP and all Import and Export declarations and permits are electronically transmitted to CBP. The online DEA Form 161R is in the process of being adjusted due to the passage of recent legislation that will require additional modifications to the form. It is anticipated that the changes to the form will be completed by the 4th quarter of FY 2017.

The DCP is continually working to improve the quality and accessibility of its registration and reporting systems, such as the CSA, Combat Methamphetamine Epidemic Application (CMEA), Quota Management System (QMS), ARCOS, Bulk Chemical Manufacturer Reports (BCMR),

Drug Theft/Loss (DTL), National Take Back Initiative Application (NTBI), and the Online Conferencing Registration System. These systems generate timely, accurate, and actionable data that provide the DCP's registrant population an efficient mean for online submissions of their regulatory obligations and improve the DCP's enforcement and control efforts.

Compliance and Cooperation with Registrants

All DCP regulatory activities require education and outreach to ensure understanding of and compliance with the CSA and applicable policies and regulations. Providing such guidance is also necessary to reduce the likelihood of diversion from legitimate commerce to illegitimate purposes. One aspect of the DCP's outreach efforts is establishing and maintaining liaison and working relationships with other federal agencies, as well as foreign, state, and local governments, industry, and the regulated community. Other efforts include developing and maintaining manuals and other publications; organizing and conducting national conferences on current issues, policies, and initiatives; and providing guidance to the general public.

The DCP has hosted conferences designed to educate pharmacists and pharmacy technicians about the growing problem of diversion and abuse of pharmaceutical controlled substances and steps they can take to prevent it. Pharmacy Diversion Awareness Conferences (PDACs) give pharmacy personnel the tools they need to identify and respond to potential diversion activity. In FY 2016, the DCP held 77 PDACs in 38 states, which were attended by 11,309 pharmacy employees. In FY 2015, the DCP conducted 19 PDACs in 9 states with 2,091 attendees. The DCP plans to conduct an additional 23 PDACs in 14 states, one territory and one commonwealth during FY 2017. -Due to the increase in diversion and changes in diversion tactics, the DCP will continue to hold PDACs throughout the U.S. to provide the necessary guidance and education to reduce and prevent the diversion of controlled substances and listed chemicals.

In addition, the Annual Distributor Conference provides an overview of federal laws and regulations that affect pharmaceutical and chemical distributors, such as recordkeeping, ARCOS, and suspicious order reporting. The DCP hosted a two-day Distributor Conference on May 10 and 11, 2016, which was attended by 152 industry partners. The conference topics include current drug trends, updates and reminders of registrant responsibilities and requirements, theft and loss, drug disposal, DEA Inspection Process, Civil Prosecution of Diversion Cases and Criminal Prosecution of Diversion Cases, corresponding responsibility, quota, and suspicious order reporting. On May 12, 2016, the Diversion Control Division hosted a one-day Reverse Distributor Conference, which was attended by approximately 44 industry partners. The conference topics included the DEA disposal regulations overview, Environmental Protection Agency (EPA) rules and regulations regarding disposal, and the Department of Transportation's (DOT) Special Permit for Collectors Rules & Regulations as well as a presentation on ARCOS. The DCP anticipates hosting both of these conferences in FY 2018.

Through 2nd Quarter FY 2017 the DCP has hosted 29 exhibit booths or conducted presentations during industry and association conferences. The purpose of these booths is to address queries from the conference participants, which cover an array of diversion-related matters. The various organizations for which the DCP has hosted an exhibit include: American Telemedicine Association, National Association of Boards of Pharmacy, American Academy of Physician

Assistants, National Rx Drug Abuse and Heroin Summit, and the American Association of Endodontists.

The DCP reactivated Pharmaceutical Training Seminars (PTS) in FY 2016, which were developed to provide guidance to DEA-registered manufacturers and importers of controlled substances and listed chemicals in maintaining both domestic and international compliance with the 1961 Single Convention, 1971 Psychotropic Convention, 1988 Chemical Convention, the CSA, and the applicable CFR regulations in order to lawfully conduct their day-to-day business activities. The target audience is the DEA compliance personnel for each manufacturing or import registration held by the registrant. The PTS focuses on explaining in a very detailed level the shared responsibility of the manufacturers, importers, and the DEA in preventing diversion of controlled substances before these substances enter wider circulation at the distributor level and beyond. For FY2017, there have been four PTS that took place on April 25 and 27, 2017 as well as May 8 and 10, 2017 with an attendance of approximately 466 individuals from select DEA registrants. On March 14, 2017, the DCP hosted a one day Importer/Exporter Conference, attended by Importer and Exporter registrants. There were 95 attendees that attended the conference. Topics discussed at this conference included import and export of controlled substances and listed chemicals, re-export of controlled substances, pre-export notification, tableting and encapsulating machines and regulatory update. On May 4 and 5, 2016, the DCP hosted a two-day Chemical Distributor Conference, which was attended by 24 chemical industry registrants. The conference topics included current trends regarding illicit precursor chemical trafficking, chemical quotas and reporting, environmental issues, criminal case studies, registrant responsibilities and requirements, and industry best practices. The DCP is anticipating on hosting this event in FY 2018.

The Federation of State Medical Boards (FSMB) promotes excellence in medical practice, licensure, and regulation on behalf of 70 state medical and osteopathic Boards across the country in their protection of the public. The DEA and FSMB are currently working on developing strategies that will allow both organizations to work more effectively and jointly on indiscriminate prescriber investigations. The goal is to improve the administrative process required to take swift action against those that are a threat to the public health and welfare, and at the same time not jeopardize a criminal investigation. On April 30, 2016, the DCP staff participated in a workshop at the FSMB Annual Conference in San Diego, California.

DEA's 360 Strategy has deployed in Pittsburgh, PA, Milwaukee, WI, St. Louis, MO, West Memphis, AR, Louisville, KY, Manchester, NH, and Charleston, WV. Additionally, DEA plans to expand to Dayton, Ohio, and Albuquerque, New Mexico in FY 2017. When the 360 Strategy was rolled out initially in Pittsburgh, the DCP conducted a PDAC in that city to help launch and support this initiative, as well as handing out Drug Identification Brochures and other material. Furthermore, DEA's 360 Strategy is discussed at the PDACs and DCP personnel emphasize the importance of participation in presentations at associations.

The 360 Strategy leverages existing federal, state, and local partnerships to address the problem on three different fronts: law enforcement, diversion control, and community relations. The 360 Strategy's focus on preventing diversion by providing education and training within the

pharmaceutical community and to pursue those practitioners who are operating outside of the law.

The nonmedical use of prescription opioids is a strong risk factor for heroin use, and the 1.66 million registrants involved in the manufacture, wholesale distribution, and prescribing, are partners in our efforts to reduce opioid abuse. In support of the 360 Strategy, the DCP will continue to engage with industry, practitioners, and government health organizations to facilitate an honest and frank discussion about the Controlled Prescription Drug (CPD) abuse contributing to the current heroin epidemic. DEA is studying ways, in collaboration with public health partners, to improve access to information that will help identify the nature of the drug abuse problem plaguing a particular area. The DCP will continue to maintain vigilant enforcement and regulation to identify and address the diversion of CPDs through TDSs, diversion investigators, and mobile/regional TDSs. Finally, in further support of the 360 Strategy, the DCP's education and outreach efforts will continue through our sustained and consistent messaging (see previously mentioned conference outreach reporting) and the DEA's National Drug Take Back Initiative (NTBI), which is a key component of the Strategy, as it helps communities get rid of unwanted and unused drugs from their homes. The most recent NTBI was held on April 29, 2017. DEA worked with more than 4,200 law enforcement partner agencies at approximately 5,500 sites around the country and collected more than 900,000 pounds of unwanted drugs (450 tons).

Scheduled Investigations

One of the primary functions of the DCP is to ensure that registrants are in compliance with the safeguards inherent in the CSA. This proactive approach is designed to identify and prevent the large scale diversion of controlled substances and listed chemicals into the illicit market. Registrant compliance is determined primarily through the conduct of pre-registration, scheduled, and complaint investigations. The DCP regulatory activities also have an inherent deterrent function: they are designed to ensure that those businesses and individuals registered with DEA to handle controlled substances or listed chemicals have sufficient measures in place to prevent the diversion of these substances. These investigations also help registrants understand and comply with the CSA and identify those registrants who violate the CSA and implementing regulations. Pre-registration investigations reduce the possibility of registering unauthorized subjects, ensure that the means to prevent diversion are in place, and help determine whether registration is consistent with the public interest.

In FY 2014, the DCP intensified its regulatory activities to help the registrant population better comply with the CSA and to identify those registrants who violated the CSA and implementing regulations. The modifications included increasing investigation cycles as well as depth of review. Scheduled investigations were increased from every five years to every three years for controlled substance manufacturers (bulk, dosage form, repackager, and relabeler); chemical manufacturers; importers (controlled substance and chemical); exporters (controlled substance and chemical); and Narcotic Treatment Programs. In addition to the scheduled investigations, a separate investigation is conducted annually on all renewal or modified applications of all Schedule I and II bulk manufacturers and all Schedule I and II importers. Each DEA Field Division is now required to inspect 10 pharmacies per year. Scheduled investigation criteria for

Researchers was expanded beyond simply complaint-based to include two Schedule I researchers plus two Schedule II-V researchers per Diversion Group per year. Finally, investigative protocols for analytical laboratories, a business class previously exempted from scheduled investigations, were modified to include analytical laboratories affiliated with manufacturers being investigated every three years in tandem with the affiliated manufacturer's scheduled investigation.

Drug Trend Analysis

The DCP is constantly evaluating diversion trends, patterns, routes, and techniques in order to appropriately focus its administrative, regulatory, civil, and criminal enforcement activities. The DCP accomplishes this evaluation in many ways, including collecting and analyzing data, conducting diversion threat assessments, working with state medical and pharmacy boards, working with state and local law enforcement agencies, and developing intelligence. The continued proliferation of synthetic designer drugs to include cannabinoids, cathinones, phenethylamines, and opioids remains a considerable concern across the U.S. These harmful and persistent drugs are predominantly produced in China and are then smuggled into the U.S., where they are prepared for packaging and marketed over the internet, or supplied to retail distributors before being sold to the public at retail stores (e.g., "head" shops, convenience stores, gas stations, and liquor stores). The trafficking and abuse of these dangerous and often deadly substances is a significant concern for public health and law enforcement.

The DCP assists the field in obtaining the necessary evidence of these emerging synthetic drugs to help support DEA's temporary and permanent scheduling actions. The DCP provides Purchase of Evidence funding to support scheduling actions of non-controlled synthetic drugs and other substances. Additionally, the DCP assists DEA in collecting scientific information to evaluate the substances for possible scheduling actions. During FY 2016, DEA utilized temporary scheduling authority, extension of scheduling and final orders to place 10 substances into Schedule 1 by finding the substances posed an imminent hazard to the public safety. DEA continues to utilize this authority to place multiple fentanyl analogues into Schedule 1 due to the increasing development by clandestine laboratory operators of these analogs.

Import and Export Requirements: Controlled Substances, Listed Chemicals, and Tableting and Encapsulating Machines, etc. (ITDS)

Executive Order 3563 called for all Federal agencies with oversight of the import or export of goods into or from the United States to establish electronic and business friendly processes to modernize the import/export system and to make it more efficient under the International Trade Data Systems government-wide Program. To comply with the Executive Order, on December 30, 2016, a Final Rule was published by DEA to revise and modernize the policies and methods for the review and approval of the import and export of controlled substances, listed chemicals, and tableting and encapsulating machines. On January 30, 2017, DEA obtained an extension to the effective date of the rule as a result of the change of Presidential administrations and the desire for all rules to be reviewed by the incoming administration. On March 21, 2017, the Final Rule became effective, with an implementation date for industry compliance of July 31, 2017.

A pilot program of the import and export systems and processes, conducted in coordination with U.S. Customs and Border Protection (CBP) has been underway since July 2016, and has allowed DEA and CBP to make necessary adjustments to the process and identify potential weak points in the implementation. DEA has also been educating the registrant population, the import/export industry, CBP, and field personnel through a series of meetings, conferences, and presentations, including the DEA Import/Export Conference hosted in St. Louis in March 2017. DEA is currently scheduled to participate in additional training sessions and webinars for industry and CBP personnel in the coming months to ensure a successful implementation of the ITDS rules. The DEA ITDS system allows for the online application for registrants and their agents to receive DEA approval for the import or export of controlled substances, listed chemicals, and tableting and encapsulating machines, and allows for the automatic electronic transfer of approval data for the import and export of DEA controlled items to be furnished to CBP.

Establishing Quotas and United Nations (UN) Estimates and Assessments

Establishing quotas and monitoring imports of narcotic raw materials are critical to ensuring an adequate and uninterrupted supply of legitimate medicines containing controlled substances and listed chemicals without creating an oversupply. The aggregate production quota (APQ) and annual assessment of needs (AAN) are established each calendar year to provide for the estimated medical, scientific, research, and industrial needs of the U.S., for lawful export requirements, and for the establishment and maintenance of reserve stocks. Information provided by industry (e.g., import permits and declarations, sales, distributions, inventory, manufacturing schedules, losses, and product development needs) and corroborated by consumption of these substances (e.g., prescriptions, distributions to retail levels, and input from the Food and Drug Administration (FDA) on new products and indications) are utilized when determining the APQ and AAN and individual manufacturing quotas. APQs and AANs for individual substances cannot be trended and can either increase, decrease or remain constant within a calendar year or over years, depending on any number of factors, including product development, research needs, FDA requirements for manufacturers, or changes in export requirements.

Once the APQ and AAN are established, DEA issues three different quota types (manufacturing, procurement, and import quotas) to DEA registered manufacturers and importers for substances with the highest abuse potential, the Schedule I and II controlled substances and certain list I Chemicals used for the production of cough and cold medicines and clandestine methamphetamine. Annually, DEA allocates over 4,000 separate quotas to over 300 different DEA bulk manufacturers and dosage form manufacturers. The quota system is one of DEA's tools to ensure an adequate and uninterrupted supply for the medical, scientific, research, and industrial needs of the U.S., while preventing the diversion of the drugs with the highest abuse potential to the illicit market.

Once the APQ and AAN are established, DEA will issue three different quota types (manufacturing, procurement, and import quotas) to DEA-registered manufacturers and importers for substances with the highest abuse potential (Schedule I and II controlled substances and certain list I Chemicals used for the production cough and cold medicines and clandestine methamphetamine). Annually, DEA allocates over 4,000 separate quotas to over 300 different

DEA bulk manufacturers and dosage form manufacturers. The quota system ensures an adequate and uninterrupted supply for the medical, scientific, research, and industrial needs of the United States, while preventing the diversion of the drugs to the illicit market.

The DEA Diversion Program's UN Reporting & Quota Section is adapting to and implementing new technologies, including enhancing and improving the online quota application and Year End Reports, and increasing communications with the FDA and the pharmaceutical industry to continue to insure adequate supplies of controlled substances for legitimate purposes.

Additionally, prior to and building upon the 2012 Food and Drug Administration Safety and Innovation Act (FDASIA), DEA continues to work with FDA and industry on anticipating and mitigating the potential for drug shortages. It is important to note, since FDASIA was enacted in 2012, there have not been any shortages of controlled substances reported due to quota allocations by DEA.

In addition to the domestic Quota program, the DEA Diversion Program's UN Reporting & Quota Section (DRQ) is responsible for the annual establishment of the UN estimates and assessments for legitimate imports and exports of all internationally controlled substances. DRQ also provides annual statistical reports summarizing the United States manufacturing, imports and exports of legitimate medical and scientific, research needs of internationally controlled substances to the International Narcotics Control Board to allow the UN to reconcile all transactions among international trading partners to help maintain an international controlled system of distribution.

DRQ staff participates in international expert meetings on Narcotic Raw Materials and serve as delegates to the Commission on Narcotics Drugs. DRQ also participates in regularly scheduled domestic briefings of Field Offices in conjunction with the Diversion Regulatory Section. These international meetings and trainings will continue and the budget should include adequate funding for these activities.

This page intentionally left blank.

V. Program Increases & Offsets by Item

Item Name: Heroin Enforcement

Budget Decision Unit(s): Domestic

Organizational Program: Operations Division

Program Increase: Positions: Agt: FTE: Dollars \$8,500,000

Description of Item

DEA is requesting \$8.5 million to address the increasing heroin and fentanyl threat. These additional resources will be used to add 4 cities to the 360 Strategy and provide additional operational support to existing enforcement groups and task forces that prioritize high-impact heroin enforcement actions. The rise of heroin abuse, the misuse of prescription opioids, and most recently, the threat posed by fentanyl, is collectively the biggest drug challenge DEA faces today, as it impacts public health and safety in every part of America. In 2015, more than 52,000 people (144 per day), died from a drug overdose. Of overdose deaths in 2015, 63 percent (33,091) involved an opioid, 47 percent (24,508) involved prescription pain medicine, and 25 percent (12,990) involved heroins. Fentanyl is a Schedule II synthetic opioid that is 50 times stronger than heroin and is both sold alone and laced into other drugs such as heroin. Exposure to even a small amount can cause overdose. Additional enforcement resources will help DEA identify, disrupt, and dismantle the organizations most responsible for supplying heroin to communities across the U.S.

Justification

Expand DEA's 360 Strategy - \$450,000

In response to the heroin and opioid pill crisis DEA developed and deployed its 360 Strategy, which is a comprehensive approach aimed at achieving strategic societal change. The 360 Strategy takes an innovative three-pronged approach to combating heroin/opioid use through:

1. Coordinated law enforcement actions against drug cartels and heroin traffickers in specific communities;
2. Diversion control enforcement actions against DEA registrants operating outside the law and long-term engagement with pharmaceutical drug manufacturers, wholesalers, pharmacies, and practitioners; and
3. Community outreach through local partnerships that empower communities to take back affected neighborhoods after enforcement actions and prevent the same problems from cropping up again.

⁵ Centers for Disease Control and Prevention (2016) *Increases in Drug and Opioid-Involved Overdose Deaths-United States, 2010-2015*

The community outreach program, supported by this request, will reinforce DEA's leadership role in communities and complement our traditional enforcement operations. DEA has deployed the 360 Strategy in Pittsburgh, PA, Milwaukee, WI, St. Louis, MO, West Memphis, AR, Louisville, KY, Manchester, NH, and Charleston, WV. Additionally, DEA will expand to Dayton, OH, and Albuquerque, NM in FY 2017. The resources being requested will allow DEA to add Salt Lake City, UT, South Jersey, NJ (Camden to Atlantic City), Knoxville, TN, and Baltimore, MD, in FY 2018, as well as expand to Philadelphia, PA, and Newark, NJ, which will create a mid-Atlantic regional effort to tackle opioids. The requested resources will also allow DEA to double the public awareness campaign component of DEA 360 from 13 weeks to 26 weeks. Part of this request will be funded from the Diversion Control Fee Account.

Support Enforcement Groups and Task Forces - \$8,050,000

The foundation of DEA's enforcement operations is built on our close working relationships with our federal, state, and local partners. DEA has established Task Forces made up of state and local law enforcement officers who work alongside DEA Special Agents to identify and target the most significant drug trafficking threats. DEA also knows that drug problems are often unique to the communities we serve – the strategies that work in one particular area may not work in another. With that in mind, we work closely with our counterparts to identify major threats and to develop unique enforcement strategies that include targeting and prosecuting the most significant drug traffickers, and taking advantage of enhanced penalties for dealers linked to drug overdoses.

The requested resources would support existing enforcement groups and task forces focusing on high-priority heroin-related enforcement efforts nationwide. This operational funding would be used for travel, purchase of evidence and payment for information, and other investigative costs that allow DEA to identify, disrupt, and dismantle the drug trafficking organizations that pose the largest threats to our communities.

DEA also plans to enhance heroin enforcement efforts utilizing investigative techniques similar to *Project Rolling Thunder*. *Project Rolling Thunder* involves federal, state and local law enforcement partners working together to identify and pursue violent urban organized crime trafficking narcotics, firearms, and illicit proceeds. The project targets the full spectrum of the criminal network, including the street-level drug dealer, the distribution sources of supply, and the highest levels of cartel leadership. Since its inception, Project Rolling Thunder has had 70 total operations, 63 currently active, which involve 580 total cases, 477 currently active encompassing 141 different cities and 3 countries.

Impact on Performance

DEA has responded to the rising heroin threat by increasing heroin-related enforcement efforts nationwide. The number of DEA cases involving heroin has increased steadily since 2007. During FY 2016, DEA opened over 2,400 heroin cases, an increase of 120 percent over the number opened in 2007. Additionally, heroin-related arrests increased 176 percent during that time. The additional enforcement resources will allow DEA to expand efforts, including the 360

Strategy and the work of existing task forces and enforcement groups, which will result in more high-impact investigations and arrests, reducing the impact of the opioid epidemic.

According to the 2016 National Drug Threat Assessment (NDTA), 45 percent of respondents reported heroin as the greatest drug threat in their area, more than any other drug. Since 2007, the percentage of NDTA respondents reporting heroin as the greatest threat has steadily grown, from 8 percent in 2007 to 45 percent in 2016.

National-level seizure data continues to correspond with substantial increases in heroin availability. According to National Seizure System (NSS) data, heroin seizures in the U.S. increased 80 percent over five years, from 3,733 kilograms in 2011 to 6,722 kilograms in 2015.

National-level treatment, survey, and health data indicate heroin use and demand continue to increase significantly. User numbers, new heroin initiates, and treatment levels all increased in the most recent reporting period.

- According to the National Survey on Drug Use and Health (NSDUH), the number of heroin users reporting current (past month) use increased by 184 percent between 2007 and 2014, with a 51 percent increase in just the last year. There was a 150 percent increase in users who reported past year heroin use during that time, and a 27 percent increase in users who reported lifetime heroin use.
- NSDUH data also indicates an increase in the number of people who initiated heroin use in the past year. The estimated number of new heroin initiates doubled between 2007 (106,000) and 2014 (212,000).
- According to NSDUH, there was a 139 percent increase in heroin use among prescription opioid abusers between the period of 2002-2004 and the period of 2011-2013. Heroin use also increased 98 percent among nonmedical users of other prescription drugs (stimulants, tranquilizers, and sedatives), 87.3 percent among users of cocaine, 57.3 percent among people who binge drink, and 45.4 percent among marijuana users.

Funding

Base Funding

FY 2016 Enacted				FY 2017 Enacted				FY 2018 Current Services			
Pos	Agt	FTE	\$(000)	Pos	Agt	FTE	\$(000)	Pos	Agt	FTE	\$(000)
-	-	-	-	-	-	-	-	-	-	-	-

Non-Personnel Cost Summary

Non-Personnel Item	Unit Cost	Quantity	FY 2018 Request (\$000)	FY 2019 Net Annualization (change from 2018) (\$000)	FY 2020 Net Annualization (change from 2019) (\$000)
360 Strategy	-	-	\$450	-	-
Enforcement	-	-	\$8,050	-	-
Total Non-Personnel	-	-	\$8,500	-	-

Total Request for this Item

	Pos	Agt	FTE	Personnel (\$000)	Non-Personnel (\$000)	Total (\$000)	FY 2019 Net Annualization (change from 2018) (\$000)	FY 2020 Net Annualization (change from 2019) (\$000)
Current Services	-	-	-	-	-	-	-	-
Increase	-	-	-	-	\$8,500	\$8,500	-	-
Grand Total	-	-	-	-	\$8,500	\$8,500	-	-

Item Name: **Transnational Organized Crime**

Budget Decision Unit(s): Foreign
Organizational Program: Operations Division

Program Increase: Positions: Agt: FTE: Dollars \$6,500,000

Description of Item

This request provides \$6.5 million to expand DEA's foreign intercept systems and Sensitive Investigative Units. Transnational Criminal Organizations (TCOs) supply illicit substances to distributors and users in the U.S. TCOs continue to enlist gangs, who in turn commit violent crimes and serve as retail-level drug distributors for TCOs, presenting a serious risk to public health and safety.

Justification

Today's most significant drug trafficking organizations are dangerous and highly sophisticated TCOs that traffic drugs throughout the U.S. using established transportation routes and distribution networks. Mexican TCOs continue to be the principal suppliers of heroin, fentanyl, methamphetamine, cocaine, and marijuana into the U.S. Distribution cells operating in the U.S. have forged partnerships with Mexican TCOs, increasing the threat to the safety and security of our communities. Additionally, TCOs from South America and the Caribbean contribute to the domestic retail availability of heroin. For example, Venezuela is a major drug transshipment country for cocaine and heroin departing Colombia for the Caribbean, Central America, U.S., Europe, and West Africa. Overall, distribution cells and the Mexican and South American traffickers who supply them are the primary sources of most drugs in the U.S.

DEA's Foreign Judicial Wire Intercept Program - \$5,550,000

The funding requested would be used to enhance DEA's investigative capabilities overseas to ensure that DEA's tools to disrupt and dismantle TCOs are not surpassed by emerging technology utilized by criminals. To that end, requested funding would support DEA's foreign Judicial Wire Intercept (JWIP) Program. The Judicial Wire Intercept Program is an effective investigative tool that the DEA utilizes to carry out the DEA's international enforcement mission. Requested funding would support system maintenance, enhancements, and upgrades for specific capabilities, and the expansion of the intercept program to new locations overseas. The additional funding will be used to perform essential JWIP system maintenance, enhance and upgrade specific intercept capabilities, and establish new intercept systems.

Sensitive Investigative Units (SIU) Expansion - \$950,000

DEA's SIU Program is the foundation for building effective and trustworthy host nation units capable of conducting complex investigations targeting major TCOs. The SIUs work closely with DEA personnel to disrupt and dismantle the most prolific international drug trafficking and money laundering organizations. Specifically, SIUs target TCOs that have been identified as DEA Priority Target Organizations (PTOs) using sophisticated law enforcement techniques in order to conduct complex operations. The program manages 13 SIUs, with a combined staffing capacity of over 1,200 host nation law enforcement officials. DEA will continue to work through host nation SIUs to target the most significant TCOs impacting the U.S. The success of this program has unquestionably enhanced DEA's ability to fight drug trafficking on a global scale. Funding will be used to expand the SIU Program to target heroin and fentanyl trafficking at key transshipment points in support of DEA's heroin strategy.

The additional funding will be used to increase the size of the Dominican Republic SIU and complete the conversion of the Kenya Vetted Unit to a SIU. This funding would be used for training and vetting requirements, investigative equipment, salary supplements, and other operational expenses. In response to evolving threats, these SIUs will respond to time-sensitive intelligence and investigative leads. Overall, these SIUs will largely target major TCOs from Dominican Republic and Kenya involved in the movement of significant quantities of heroin to markets in the U.S.

Impact on Performance

DEA's global footprint includes 90 offices in 69 countries. DEA personnel assigned to these offices collaborate on a daily basis with host nation and federal law enforcement counterparts while conducting investigations, offering host nation training seminars, and sharing valuable intelligence. DEA personnel assigned to DEA foreign offices worldwide conduct bilateral investigations with foreign counterparts in countries that have demonstrated the commitment to aggressively combat drug trafficking organizations. Additionally, DEA has 13 SIUs located in Afghanistan, Colombia, the Dominican Republic, Ecuador, Ghana, Guatemala, Honduras, Mexico, Nigeria, Panama, Paraguay, Peru, and Thailand. The program provides DEA with a controlled and focused investigative force multiplier that allows DEA access to a global transnational enforcement and intelligence network that directly supports the Drug Flow Attack Strategy (DFAS) and other DEA strategies.

Additional resources will allow DEA to expand the SIU program, update critical JWIP technology, and as a result, accomplish its goal of disrupting and dismantling dangerous and highly sophisticated international TCOs involved in the movement of significant quantities of heroin and other drugs to markets in the U.S. Due to constrained budgetary resources in recent years, DEA has been unable to provide the additional funding necessary for the necessary technological enhancements, which has led to challenges in recruitment of the best and brightest

host national law enforcement officers. This additional funding will ensure that the program remains effective and can still attract the best talent possible.

Funding

*Base Funding

FY 2016 Enacted				FY 2017 Enacted				FY 2018 Current Services			
Pos	Agt	FTE	\$(000)	Pos	Agt	FTE	\$(000)	Pos	Agt	FTE	\$(000)
-	-	-	\$20,600	-	-	-	\$20,600	-	-	-	\$20,600

*Funding is associated with the SIU Program to include foreign judicial wire intercepts.

Non-Personnel Cost Summary

Non-Personnel Item	Unit Cost	Quantity	FY 2018 Request (\$000)	FY 2019 Net Annualization (change from 2018) (\$000)	FY 2020 Net Annualization (change from 2019) (\$000)
SIU Expansion	-	-	\$950	-	-
JWIP Maintenance and Expansion	-	-	\$5,550	-	-
Total Non-Personnel	-	-	\$6,500	-	-

Total Request for this Item

	Pos	Agt	FTE	Personnel (\$000)	Non-Personnel (\$000)	Total (\$000)	FY 2019 Net Annualization (change from 2018) (\$000)	FY 2020 Net Annualization (change from 2019) (\$000)
Current Services	-	-	-	-	\$20,600	\$20,600	-	-
Increase	-	-	-	-	\$6,500	\$6,500	-	-
Grand Total	-	-	-	-	\$27,100	\$27,100	-	-

Item Name: **Violent and Gun-Related Crime Reduction Task Force**

Budget Decision Unit(s): Domestic
Organizational Program: Operations Division

Program Increase: Positions: Agt: FTE: Dollars \$5,965,000

Description of Item

The DEA requests \$6 million to support the President’s February 9, 2017 Executive Order “Task Force on Crime Reduction and Public Safety.” The task force was created by the Attorney General on February 28, 2017. The task force includes the Director of the Bureau of Alcohol, Tobacco, Firearms and Explosives (ATF), the Administrator of DEA, the Director of the Federal Bureau of Investigation (FBI) and the Director of the U.S. Marshals Service (USMS). The task force is central to the Attorney General’s commitment to combatting illegal immigration and violent crime, such as drug trafficking, gang violence and gun crimes, and to restoring public safety to all of the nation’s communities. Requested resources will support the implementation of recommendations from the Task Force.

Justification

Violent and Gun-Related Crime Reduction Taskforce - \$5,965,000

The Violent and Gun-Related Crime Reduction Task Force has a multi-agency focus on reducing violent and gun-related crime in particularly hard-hit urban areas by using innovative means to locate individuals, organizations and gangs within specific high crime jurisdictions. Requested resources will support the recommendations of the task force. Among other things, this work will include efforts made by the DEA, ATF and USMS to work with community leaders, educators, and local business owners to share information on identities, gang affiliation markers, and crime networking patterns with state and local law enforcement and members of the public. Resources will support the short-term deployment of federal law enforcement personnel to select urban areas to foster community awareness of criminal elements living, networking and thriving in their communities. Resources will also provide for convening town hall informational sessions, providing designated signage, communications, surveillance and monitoring equipment, and dedicated tip-lines and rewards in select high crime areas – and provide community and individual incentives for reporting crime to ensure violent and gun-related crime reduction is sustained long-term.

Impact on Performance

There are an estimated 33,000 gangs in the U. S. and federal, state, and local law enforcement reporting indicates that gangs continue to grow in numbers throughout the U.S. and expand their criminal activities. All gangs pursue the same objectives of widening their networks, acquiring money from illicit activities, and securing power. To meet these ends, gangs continue to engage in a wide array of criminal endeavors.

DEA continues to support the DOJ efforts to reduce violent crime through the Special Operations Division's in partnership with FBI, ATF, BOP (off-site partner), USMS, Homeland Security Investigations, Customs and Border Protection and the Royal Canadian Mounted Police. DEA also maintains a close relationship with the National Gang Intelligence Center (NGIC), and its Special Operations Division (SOD) seeks to support gang investigations in regions that will have the greatest impact on major street gangs and their strategic drug and money laundering facilitators to impact the quality of life for the residents of the community impacted by drug and gang violence.

Additionally, DEA participates in a number of anti-gang initiatives with other law enforcement components, including ATF's Violent Crime Impact Teams (VCIT) and Project Safe Neighborhoods, FBI's Safe Streets and Safe Trails Task Forces, and DOJ's Weed and Seed Program.

Funding

Base Funding

FY 2016 Enacted				FY 2017 Enacted				FY 2018 Current Services			
Pos	Agt	FTE	\$(000)	Pos	Agt	FTE	\$(000)	Pos	Agt	FTE	\$(000)
-	-	-	-	-	-	-	-	-	-	-	-

Non-Personnel Cost Summary

Non-Personnel Item	Unit Cost	Quantity	FY 2018 Request (\$000)	FY 2019 Net Annualization (change from 2018) (\$000)	FY 2019 Net Annualization (change from 2020) (\$000)
Ops Funding	-	-	\$5,965	-	-
Total Non-Personnel	-	-	\$5,965	-	-

Total Request for this Item

	Pos	Agt	FTE	Personnel (\$000)	Non-Personnel (\$000)	Total (\$000)	FY 2019 Net Annualization (change from 2018) (\$000)	FY 2020 Net Annualization (change from 2019) (\$000)
Current Services	-	-	-	-	-	-	-	-
Increase	-	-	-	-	\$5,965	\$5,965	-	-
Grand Total	-	-	-	-	\$5,965	\$5,965	-	-

This page intentionally left blank.

Item Name: **Diversion Investigators and Tactical Diversion Squads**

Budget Decision Unit(s): Diversion Control Program

Organizational Program: Diversion Control Division

Program Increase: Positions 55 Agents 10 FTE 29 Dollars \$9,414,000

Description of Item

This request provides \$9,414,000 and 55 positions, including 10 special agents, to identify, target, disrupt, and dismantle the individuals and organizations responsible for the illicit manufacture and distribution of pharmaceutical controlled substances in violation of the Controlled Substances Act (CSA), as well as to provide outreach to and respond to the growing registrant population.

Justification

Regulatory Support – 15 Diversion Investigators (DI) and \$2,069,000

The DEA is requesting 15 DI positions to establish new or enhance existing Diversion Groups dedicated to performing the regulatory and compliance aspects of the Diversion Control Program (DCP). A primary function of the DCP is to ensure registrants are in compliance with the CSA requirements. The DCP's regulatory activities also require DI's to conduct education and outreach to ensure understanding and compliance with the CSA and applicable policies and regulations. This proactive approach is designed to identify and prevent large scale diversion. Registrant compliance is determined primarily through the conduct of pre-registration, scheduled, and complaint investigations. The DCP has increased its outreach and education efforts to the regulated community, associations, industry, and communities which are critical to increasing awareness of the prescription drug problem and its link to the opioid crisis.

The DCP has changed the frequency of scheduled investigations for some registrant types due to the increase in prescription opioid abuse and the increase in the production and use of precursor chemicals used to make synthetic controlled substances. Also, DEA's continued use of temporary and permanent scheduling actions to protect the public will require additional personnel.

The DCP work plan anticipated a decrease in the Number of Planned Scheduled Investigations Completed (Overall) in 2014 and 2015, due to a change in the classification protocols for scheduled investigations. While the frequency of investigations for certain classes of registrants (i.e., drug and chemical distributor registrants) increased, and the number of pharmacies subject to investigation increased, the frequency of investigations for other classes or registrants decreased. These changes took effect mid-FY 2014 and were in effect for all of FY 2015. Pursuant to the implementation of these new protocols, the number of scheduled investigations in FY 2015 was 4,151. While the total number of scheduled investigations decreased in FY 2016, the complexity of scheduled investigations and work hours required to

perform the investigations increased. Diversion Investigators make up a small workforce that is responsible for a growing number of pre-registration activities, education and outreach engagements, and investigative actions against registrants (administrative, civil, and criminal). To aggressively address the increasing opioid crisis, additional staff dedicated to regulatory activities including additional outreach and education is critical to public health and safety. Changes in protocol were a result of the DIs having a large workload of scheduled investigations, which made it difficult to be completed in a timely manner. Some of the Divisions were unable to complete the required number of scheduled investigations due to lack of personnel in conjunction with the large number of registrants required to be inspected.

Tactical Diversion Squads (TDS) – 40 positions and \$6,805,000

The DEA is requesting 40 positions (including 10 Special Agents and 13 DI positions) to solidify existing TDSs where local law enforcement personnel are limited and establish new groups in areas of significant pharmaceutical diversion. The DCP conducts criminal enforcement activities primarily through its TDS groups. TDSs are comprised of DEA SA and DI personnel and state and local counterparts such as state law enforcement and regulatory personnel. These groups combine varied resources and expertise in order to identify, target, investigate, disrupt, and dismantle those individuals or organizations involved in diversion schemes (e.g., pill mills, prescription forgery rings, and rogue internet pharmacies). TDSs develop sources of information and disseminate intelligence to appropriate elements for the development of leads and targets. The TDS provides support to Diversion Groups and Staffs where law enforcement authority activities are required (e.g., purchase of evidence/purchase of information, conducting surveillance, conducting undercover operations, making arrests, and executing search/seizure warrants). TDSs also play an important role in addressing the growing problem of emerging synthetic designer drugs by supporting the scheduling actions of these substances. TDS groups purchase these substances which are analyzed and used to justify the DEA's temporary scheduling actions. At the end of FY 2016, DEA had 77 TDSs.

Registrant Support – \$540,000

DCP regulates over 1.68 million registrants, a population that continues to grow at an average rate of 3 percent per year. DEA currently responds to the communication and customer service needs of the registrant population via a call center located at its headquarters in Arlington, Virginia. The current operating hours of the call center are better suited for east coast registrants. By opening a call center on the west coast, in addition to the existing call center, DEA would be able to provide service to all of its registrants across the country. Further, it would address the need of creating a continuity of operations/disaster recovery site for DEA's singular call center. This request would allow DEA to purchase furniture, and install new cabling, in order to establish a west coast call center, using existing DEA space.

DCP has been working with the Federation of State Medical Boards to secure a contractual relationship that would allow for a vetting of all current DEA registrants who are subject to oversight by any of the more than 70 state medical boards which are part of FSMB to determine licensing and disciplinary data. This relationship would also establish an ongoing, automatic query of FSMB for state licensing and disciplinary data at the time of application for new or

renewal DEA Registrations. DC has worked with the Financial Management Division and have secured the necessary documentation from FSMB and the U.S. Department of Veterans Affairs (VA) which provides the basis for securing “sole source” contractual arrangement with FSMB (FSMB currently has a sole source contract with the VA and the Department of Health and Human Services to provide similar data to that required by DEA). A Statement of Work, which will form the basis of a Request for Quote for FSMB services has been completed by the DC and is currently under review by the Financial Management Division. It is anticipated DEA will secure a contract to provide licensing and disciplinary data with FSMB in the next two to four months.

Impact on Performance

Beginning in FY 2010, with the creation of TDSs in every domestic field division, the Diversion Control Program began focusing on the identification of PTOs and their eventual disruption and dismantlement. Additional TDS staff will provide additional resources for PTO cases, thus increasing the number of PTOs disrupted and dismantled. The addition of new Diversion Investigators to the program will allow the Diversion Control Program to focus resources on investigations as well as expanded engagements within regional and local areas of responsibility. These engagements are a key element under the overall DEA 360 Strategy. By combining regulatory, enforcement, and education/outreach support to those entities involved in the closed system of distribution including the end user, the DEA will be able to better prevent, detect and disrupt diversion activities. Further, the new call center will improve timeliness and customer support for registration activities, including help desk support for the Controlled Substances Ordering System and the Electronic Prescribing Controlled Substances (EPCS).

Funding

Base Funding

FY 2016 Enacted				FY 2017 Continuing Resolution				FY 2018 Current Services			
Pos	Agt	FTE	\$(000)	Pos	Agt	FTE	\$(000)	Pos	Agt	FTE	\$(000)
1,497	291	1,343	345,532	1,597	341	1,456	346,336	1,597	341	1,456	387,708

Personnel Cost Summary

Type of Position/Series	Modular Cost per Position (\$000)	Number of Positions Requested	FY 2018 Request (\$000)	FY 2019 Net Annualization (change from 2018) (\$000)	FY 2020 Net Annualization (change from 2019) (\$000)
SA (1811)	\$250	10	2,520	-5	738
DI (0801)	\$138	28	3,836	346	1,464
IRS(132)	\$113	2	224	67	104
CH (1302)	\$255	7	1,785	-551	366
PA (0343)	\$67	5	335	212	261
TC (0318)	\$59	3	174	106	-
Total Personnel		55	\$8,874	\$175	\$2,933

Non-Personnel Cost Summary

Non-Personnel Item	Unit Cost	Quantity	FY 2018 Request (\$000)	FY 2019 Net Annualization (change from 2018) (\$000)	FY 2020 Net Annualization (change from 2019) (\$000)
Call Center	540	1	540	-	-
Total Non-Personnel	540	1	540	-	-

Total Request for this Item

	Pos	Agt	FTE	Personnel (\$000)	Non-Personnel (\$000)	Total (\$000)	FY 2019 Net Annualization (change from 2018) (\$000)	FY 2020 Net Annualization (change from 2019) (\$000)
Current Services	1,597	341	1,456	\$220,950	\$166,758	\$387,708	NA	NA
Increase	55	10	29	8,874	540	9,414	175	2,933
Grand Total	1,652	351	1,485	\$229,824	\$167,298	\$397,194	\$197	\$2,933

Item Name: **Combat Opioid Crisis**

Budget Decision Unit(s): Diversion Control Program
Organizational Program: Diversion Control Division

Program Increase: Positions 0 Agt/Atty 0 FTE 0 Dollars \$20,000,000

Description of Item

In support of the Administration's efforts to address the opioid epidemic, including the Executive Order Establishing the Commission on Combating Drug Addiction and the Opioid Crisis, DEA proposes using \$20,000,000 of the fees collected in support of the Diversion Control Program (DCP) to address the opioid crisis along multiple fronts.

Justification

Training, Outreach, and Liaison with Partners and Registrants - \$5,880,000

Education and engagement with the prescriber community has been shown to be very effective at reducing overprescribing and recognizing and preventing opioid abuse and diversion. To that end, DEA seeks to enhance its efforts in the following ways:

- Host Physician/Prescriber conferences – to continue to train 1.3 million registrants regarding recognition and prevention of opioid diversion throughout FY 2018.
- Increase training – expand training with the regulated community, including their representatives, to help registrants understand and comply with the Controlled Substances Act (CSA), which is critical to reducing the likelihood of diversion throughout FY 2018.
- Provide additional outreach and education – increase regional and local engagement with law enforcement, state medical, and community groups.
- Training Law Enforcement– expand training and liaison with other federal, state, and local entities regarding the unique aspects of diversion investigations.
- Expand international coordination – expand training and engagement with foreign entities to prevent and disrupt diversion into the U.S. Diversion Investigators are a vital source of information for international organizations and foreign countries to detect and prevent the diversion of prescription controlled substances, precursor, and essential chemicals. A global partnership and strategy is needed to prevent counterfeit drugs and precursor chemicals used to produce synthetic substances from entering the U.S.

Enforcement and Analysis - \$9,570,000

There are a number of tools and additional enforcement and investigative support that DEA has identified to help address the opioid crisis. These tools have already proven to be effective and show promise in preventing opioid diversion. The tools include the following:

- The 360 Strategy—DEA has piloted its 360 Strategy in a number of cities already, with the DCP supporting those efforts. While the first prong of this comprehensive approach is law enforcement operations, it also involves community outreach and registrant engagement. The resources being requested will allow DEA to add Salt Lake City, UT, South Jersey, NJ (Camden to Atlantic City), Knoxville, TN, and Baltimore, MD, in FY 2018, as well as expanding to Philadelphia, PA, and Newark, NJ, which will create a mid-Atlantic regional effort to tackle opioids. The requested resources will also allow DEA to double the public awareness campaign component of DEA 360 from 13 weeks to 26 weeks.
- Prescription/Pharmacy Data Contract – enhance targeting and analysis of diversion activity through a data contract that will provide comprehensive, detailed, and timely prescription, over-the-counter (OTC) drug, and drug product information. The data is based on a variety of purchased data sources, including prescription and pharmacy billing, healthcare, and Medicare transactions. This type of information will allow DEA to identify suspicious activity at the macro level. Through the subpoena process, specific pharmacies and physical locations may be identified to DEA for investigation.
- Document Exploitation – expand DOMEX presence via regional jump teams to quickly prioritize, organize, and analyze significant amounts of seized documentary and electronic evidence. DOMEX supports Diversion investigations by analyzing large volumes of data collected or seized and presenting their findings for evidentiary purposes.
- DRE NPS Testing Programs – Contracts with multiple laboratories to greatly expand the knowledge of new synthetic substances for scheduling actions to include fentanyl-like compounds and other new substances of abuse. The DEA is able to decipher the mechanism of action and similarity to other substances of abuse. The staggering increase of these deadly synthetic substances and the need to control them requires the DEA to reach out to multiple laboratories with the resources to conduct specific test protocols required to meet statutory control requirements and provide support for Federal prosecutions.
- Registrant Support Network and Data Analytics Contract – technology refreshment/expansion to include analytics of the Automation of Reports and Consolidated Orders System (ARCOS) and Drug Theft and Loss data (DTL). ARCOS is an automated, comprehensive drug reporting system which monitors the flow of DEA controlled substances from their point of manufacture through commercial distribution channels to point of sale or distribution at the dispensing/retail level and DTL data is compiled from data provided by Registrants where controlled pharmaceutical substances are lost or stolen through robbery, burglary theft or some other means.

Prescription Drug Disposal and Diversion Prevention - \$4,550,000

One of DEA's most successful programs has been its National Take Back Initiative (NTBI), the goal of which is to remove unneeded, unused, or expired medications from medicine cabinets and to reduce availability to those who seek to use those drugs illicitly. As a result of all of its National Take Back Days, DEA, in conjunction with its state, local and tribal law enforcement partners, has removed a total of 8.1 million pounds (4,052 tons) of medications from circulation. On April 29, 2017, DEA hosted its 13th National Take Back Day. Working with more than 4,200

law enforcement partner agencies at approximately 5,500 sites around the country, the NTBI collected more than 900,000 pounds of prescription drugs (450 tons) – a record amount. While DEA has conducted 1 or 2 such national events annually, localities have seen the success of this program and have begun conducting their own such take back initiatives on the local level. DEA seeks to increase awareness of both the national and local activities through:

- National Take Back Day Initiative (NTBI) – increase national, regional, and local advertising including social media and public service announcements.
- Enhance regional and local engagements with state, local, and tribal law enforcement, state medical, and community groups, including developing community coalitions, to prevent the diversion of unused prescription opioids from homes.

Impact on Performance

The increase of regulatory, enforcement, and outreach resources will allow the DEA to minimize diversion opportunities through regulatory inspections; conduct more education and outreach via conferences and meetings within the registrant community and their representatives; and follow leads to identify sources of diversion and take administrative, civil, and/or criminal action against those individuals/entities operating outside the law.

Funding

Base Funding

FY 2016 Enacted				FY 2017 Continuing Resolution				FY 2018 Current Services			
Pos	Agt	FTE	\$(000)	Pos	Agt	FTE	\$(000)	Pos	Agt	FTE	\$(000)
1,497	291	1,343	345,532	1,597	341	1,456	346,336	1,597	341	1,456	387,708

Non-Personnel Increase Cost Summary

Non-Personnel Item	Unit Cost	Quantity	FY 2018 Request (\$000)	FY 2019 Net Annualization (change from 2018) (\$000)	FY 2020 Net Annualization (change from 2019) (\$000)
Training, Outreach, and Liaison	-	-	5,880	-	-
Enforcement and Analysis	-	-	9,570	-	-
Drug Disposal and Diversion Prevention	-	-	4,550	-	-
Total Non-Personnel	-	-	20,000	-	-

Total Request for this Item

	Pos	Agt	FTE	Personnel 1 (\$000)	Non- Personnel (\$000)	Total (\$000)	FY 2019 Net Annualization (change from 2018) (\$000)	FY 2020 Net Annualization (change from 2019) (\$000)
Current Services	1,597	341	1,456	\$220,950	\$166,758	\$387,708	-	-
Increase	-	-	-	-	20,000	20,000	-	-
Grand Total	1,597	341	1,456	\$220,950	\$186,758	\$407,708	-	-

Item Name: **Special Assistant U.S. Attorneys (SAUSA) Pilot**

Budget Decision Unit(s): Diversion Control Program
Organizational Program: Diversion Control Division

Program Increase: Positions 0 Agents 0 FTE 10 Dollars \$2,452,000

Description of Item

This request provides \$2,452,000 to expand and enhance the enforcement component of the Diversion Control Program (DCP). The request will fund 20 Attorney positions, which will be reallocated from currently vacant positions in the DCP. The 20 positions will come from both Professional/Administrative (PA) and Technical/Clerical (TC) vacancies at DEA Headquarters and in other DCP offices.

On March 21, 2017, DEA published a Notice of Proposed Rulemaking (NPRM), which established DEA's proposal to expand on the already-recognized investigative activities funded by the Diversion Control Fee Account (DCFA) and allow for the hiring of attorneys in support of these activities. The DEA, in cooperation with the Executive Office for United States Attorneys (EOUSA) and the United States Attorneys' Offices, proposes to institute a program to hire attorneys with the requisite experience and education to serve as Special Assistants U.S. Attorneys (SAUSA) in targeted federal judicial districts. Pursuant to 21 United States Code 821 and 886a, the document "Registration and Reregistration Application Fees," (Federal Register, December 30, 1996), and the document "Controlled Substances and List 1 Chemical Registration and Reregistration Fees," (77 FR 15234, March 15, 2012), the hiring, training, and activities of these attorneys will be funded by the DCFA. Once hired, these attorneys will receive program-specific training for prosecuting crimes resulting from DCFA-funded investigations. The criteria utilized in determining the appropriate location of detailed SAUSAs will be based on an examination of several factors in each district, including prescription drug abuse rates; drug overdose death rates; an analysis of opioid prescribing and ordering; input from other Federal, state, and local officials; the number of DCFA-funded DEA personnel in the district; and the input from the United States Attorney, the Diversion Control Division, and the DEA Special Agent in Charge for each judicial district.

In addition, the proposed rule would authorize the SAUSAs hired by DEA and detailed to DOJ to prosecute crimes that are derivative or ancillary criminal violations to diversion crimes. Examples would include money laundering or other financial crimes involving the proceeds of diversion activity; firearms and crimes of violence related to or caused by diversion activity; use of a communication facility to commit diversion crimes; and the forfeiture of assets which facilitate or are derived from diversion activity.

Justification

The United States is currently in the midst of an opioid epidemic. Drug overdose has overtaken firearms and automobile accidents as the leading cause of accidental or unintentional injury

death in the United States. In 2015, more than 52,000 people (144 per day), died from a drug overdose. According to the Centers for Disease Control (CDC), of overdose deaths in 2015, 63 percent (33,091) involved an opioid, 47 percent (24,508) involved prescription pain medicine, and 25 percent (12,990) involved heroin. Since 1999, the amount of opioid pain medicine prescribed in the United States has quadrupled, with a corresponding rise in the number of deaths from prescription opioids. In addition to the direct harm caused by the abuse of opioid drugs diverted from legitimate use, it is clear that the use and abuse of prescription opioids is a factor leading to the use of other illegal substances. Among new heroin users, approximately three out of four report abusing prescription opioids prior to using heroin.

DEA has dedicated increasing resources to the DCP through the expansion of the Tactical Diversion Squad (TDS) program. In 2006, DEA had five TDS groups in operation with only 70 Special Agents dedicated to diversion investigations and funded by the DCFA. By 2016, the number of TDS groups had grown to 77, with 340 Special Agents and nearly 300 state and local law enforcement officers dedicated to diversion investigations.

The prosecution of those responsible for, and engaged in, criminal and related civil diversion activity is integral to public safety. As the number of personnel dedicated to diversion investigations has increased, the arrests and potential defendants identified for prosecution have also increased. The proposed SAUSA Pilot Program will help ensure that the increased investment of DCFA resources is justified. The DCP will continue to present generated cases for prosecution to respective regional U.S. Attorney offices and will continue to engage those prosecutorial offices on an as-needed basis to pursue the highest administrative, civil and criminal sanctions available.

In addition to protecting the public, the proposed rule will enhance the protections provided to the DEA registrant community by the DCP by ensuring that those engaged in criminal and related civil violations affecting the DEA registrant population are apprehended, and, equally as important, prosecuted. The proposed rule will ensure that illegal activities that endanger the safety of registrants and their employees (burglary and robbery of registered locations); threatens the credibility and financial stability of registrants and their employees (prescription forgery, fraud, and theft); and damages the public perception and reputation of the registrant community (prescribing or dispensing outside the course of medical practice and other offenses committed by registrants) will be fully addressed through robust investigation and prosecution. This proposed rule does not request an increase in Registration and Reregistration Fees.

Impact on Performance

Beginning in FY 2010, with the creation of TDSs in every domestic field division, the DCP began focusing on the identification of Priority Target Organizations (PTOs) and their eventual disruption and dismantlement. While the TDS program helps to build the cases against PTOs, the SAUSA Program will help increase the number of prosecutions in those cases. If converted from a pilot to permanent program, the DCP will monitor that DCFA funding is spent in accordance with legal guidelines. Further evaluation of the program will be ongoing through analysis of opioid prescribing and ordering trends, assessment of the number of surrenders and

restrictions of DEA registrants, and criminal and civil prosecutions within each district. As the program matures, additional criteria may be developed.

Base Funding

FY 2016 Enacted				FY 2017 Continuing Resolution				FY 2018 Current Services			
Pos	Agt	FTE	\$(000)	Pos	Agt	FTE	\$(000)	Pos	Agt	FTE	\$(000)
1,497	291	1,343	345,532	1,597	341	1,456	346,336	1,597	341	1,456	387,708

Personnel Cost Summary

Type of Position/Series	Modular Cost per Position (\$000)	Number of Positions Requested *	FY 2018 Request (\$000)	FY 2019 Net Annualization (change from 2018) (\$000)	FY 2020 Net Annualization (change from 2019) (\$000)
Attorneys (0905)	\$123	[20]	2,452	2,325	-
Total Personnel	-	[20]	\$2,452	\$2,325	-

*These positions will come from existing vacancies in the Diversion Control Program and will not increase total authorized positions.

Total Request for this Item

	Pos	Agt	FTE	Personnel (\$000)	Non-Personnel (\$000)	Total (\$000)	FY 2019 Net Annualization (change from 2018) (\$000)	FY 2020 Net Annualization (change from 2019) (\$000)
Current Services	1,597	341	1,456	\$220,950	\$166,758	\$387,708	-	-
Increase	[20]	-	10	\$2,452	-	2,452	2,325	-
Grand Total	1,597	341	1,466	\$223,402	\$166,758	\$390,160	\$2,325	-