

U.S. Department of Justice

OFFICE OF JUSTICE PROGRAMS

**FY 2020 PROGRAM SUMMARIES**



March 2019

# FY 2020 Program Summaries

## Table of Contents

|  |     |
|--|-----|
| Adam Walsh Act & National Sex Offender Public Website .....  | 4   |
| Anti-Terrorism Emergency Reserve .....   | 7   |
| BJS Base Program -- Corrections Statistics .....   | 9   |
| BJS Base Program -- Federal Justice Statistics Program .....   | 11  |
| BJS Base Program -- Indian Country Statistics .....  | 13  |
| BJS Base Program -- Law Enforcement Statistics .....   | 15  |
| BJS Base Program -- Prosecution and Judicial Statistics.....   | 17  |
| BJS Base Program -- Recidivism Statistics.....   | 18  |
| BJS Base Program -- Victimization Statistics.....  | 20  |
| Body Worn Camera Partnership Program.....  | 22  |
| Bulletproof Vest Partnership.....  | 24  |
| Byrne Justice Assistance Grant Program .....   | 26  |
| Capital Litigation Improvement Grant Program .....   | 28  |
| Child Abuse Training for Judicial and Court Personnel .....  | 31  |
| Children of Incarcerated Parents Demonstration Program.....  | 33  |
| Children of Incarcerated Parents Web Portal.....   | 35  |
| Community Policing Development.....  | 37  |
| Community-Based Sexual Assault Response Reform, also known as the National Sexual<br>Assault Kit Initiative .....    | 40  |
| Comprehensive Opioid Abuse Program.....  | 42  |
| Coordinated Tribal Assistance Solicitation and Related Programs (OJP 7% Tribal Justice<br>Assistance Set Aside)..... | 45  |
| COPS Hiring Program.....   | 51  |
| Court Appointed Special Advocate Program .....   | 54  |
| Coverdell Forensic Science Improvement Grants Program .....  | 56  |
| Crime Victims Fund.....  | 58  |
| Criminal Justice Statistics Programs – “Base” Program for the Bureau of Justice Statistics .....                     | 62  |
| Delinquency Prevention Program .....   | 64  |
| DNA Analysis, Capacity Enhancement, and Other Forensic Activities .....  | 68  |
| Drug Court Program.....  | 70  |
| Economic, High-tech, White Collar, and Cybercrime Prevention (E-Crime).....  | 72  |
| Girls in the Juvenile Justice System (also known as the National Girls Initiative) .....                             | 75  |
| Harold Rogers Prescription Drug Monitoring Program.....  | 77  |
| Improving Juvenile Indigent Defense Program .....  | 79  |
| Innovative Prosecution Solutions Initiative (formerly Smart Prosecution) .....                                       | 81  |
| Innovations in Community-Based Crime Reduction (formerly Byrne Criminal Justice<br>Innovation Program) .....         | 84  |
| Innovations in Supervision (formerly Smart Probation) .....  | 87  |
| John R. Justice Repayment Program.....   | 89  |
| Justice and Mental Health Collaboration Program.....   | 90  |
| Justice Reinvestment Initiative.....   | 92  |
| Keep Young Athletes Safe .....   | 95  |
| Law Enforcement Mental Health and Wellness Program .....   | 97  |
| Missing and Exploited Children Program.....  | 99  |
| National Crime Statistics Exchange Initiative.....   | 101 |

|  |     |
|--|-----|
| National Criminal History Improvement Program.....   | 104 |
| National Instant Criminal Background Check System Act Record Improvement Program.....                | 106 |
| National Missing and Unidentified Persons System.....  | 109 |
| National Public Safety Partnership .....   | 112 |
| NIJ Base Program -- Building the Nation’s Criminal Justice Research Infrastructure.....              | 114 |
| NIJ Base Program -- Developing Performance Standards and Testing Equipment.....                      | 116 |
| NIJ Base Program -- Developing Technology Solutions to Criminal Justice Challenges .....             | 118 |
| NIJ Base Program -- Social Science Research and Evaluation.....                                      | 120 |
| Part B Formula Grants Program (also known as Title II) .....   | 122 |
| Preparing for Active Shooter Situations.....   | 125 |
| Prison Rape Prevention and Prosecution Program.....  | 128 |
| Public Safety Officers’ Benefits Program.....  | 133 |
| Regional Information Sharing Systems.....  | 135 |
| Research on Pathways to Terrorism.....   | 138 |
| Research on Violence Against Indian Women .....  | 140 |
| Research, Development, and Evaluation – “Base” Program for the National Institute of<br>Justice..... | 142 |
| Residential Substance Abuse Treatment for State Prisoners .....                                      | 144 |
| Second Chance Act Program.....   | 146 |
| State Criminal Alien Assistance Program.....   | 151 |
| Strategies for Policing Innovation Program (formerly Smart Policing Program).....                    | 153 |
| STOP School Violence Act.....  | 155 |
| VALOR Initiative.....  | 158 |
| Veterans Treatment Courts.....   | 161 |
| Victims of Child Abuse Improving Investigation and Prosecution of Child Abuse .....                  | 163 |
| Victims of Trafficking.....  | 166 |
| Violent Gang and Gun Crime Reduction Program/Project Safe Neighborhoods .....                        | 169 |
| Youth Mentoring .....  | 172 |

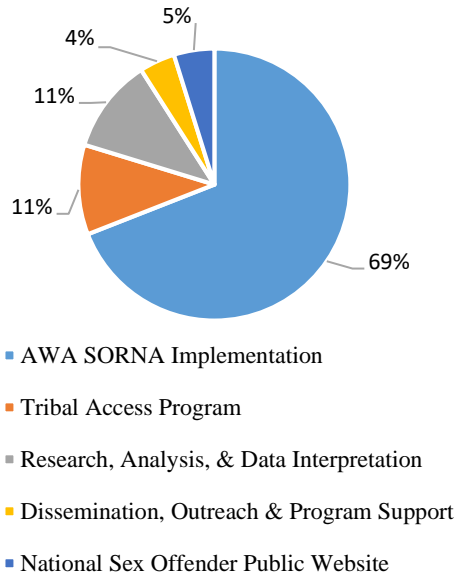
**OFFICE OF JUSTICE PROGRAMS**

**Program Names: Adam Walsh Act & National Sex Offender Public Website**

**Funding**

FY 2020 Request: \$21.0M  
 FY 2019 CR: \$21.0M

**SMART Office Programs  
 FY 2018**



**Program Description**

**Purpose:** The Adam Walsh Act Implementation Grant Program supports implementation and maintenance of the Sex Offender Registration and Notification Act (SORNA). SORNA helps jurisdictions create and sustain comprehensive programs to consistently register, monitor and alert communities about sex offenders. The program also supports the development and implementation of technology tools that allow cross-jurisdictional information sharing to eliminate safe havens for sex offenders.

The National Sex Offender Public Website (NSOPW) is a unique public safety resource that provides the public with access to sex offender registration information nationwide. NSOPW is a partnership among the Department of Justice and states, U.S. territories, tribal governments and the District of Columbia.

**Authorizing Legislation:** The Adam Walsh Child Protection and Safety Act of 2006 (P.L.109-248); 34 U.S.C. § 20901 and 20922

**First Year of Appropriation:** 2008

**Administering Agency:** Office of Sex Offender Sentencing, Monitoring, Apprehending, Registering, and Tracking (SMART Office)

**DOJ Strategic Goal and Objective**

**DOJ Strategic Goal 3:** Reduce Violent Crime and Promote Public Safety

**Strategic Objective 3.1:** Combat violent crime, promote safe communities, and uphold the rights of victims of crime

**Who Can Apply for Funding:** Historically, Adam Walsh Act (AWA) implementation grants were limited to states, principal U.S. territories, the District of Columbia and federally recognized Indian tribal governments that opted to implement SORNA. In FY 2019, counties in implemented jurisdictions will also be eligible to apply for AWA funding. Other SMART Office programs are open to individuals, research institutions, and justice policy organizations.

**How Funds Are Distributed:**

| Category   | Key Program Areas  | Award Type | Award Amounts     | Award Period    |
|--|--|------------|-------------------|-----------------|
| <b>Adam Walsh Act Implementation Grant Program</b> | Maintaining and Enhancing SORNA Substantial Implementation in States, Territories, Tribal Jurisdictions and the District of Columbia | Grants     | Up to \$400,000   | Up to 36 months |
|  | Support for SORNA Implementation in Counties   |            | Up to \$150,000   |                 |
|  | Support for Implementation and Integration of the Sex Offender Registry Tool (SORTA)   |            | Up to \$1 million |                 |

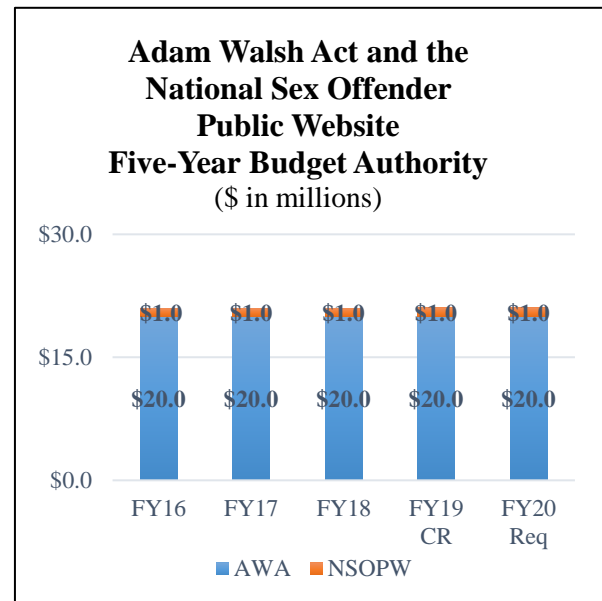
## **Program Goals**

The goals of the AWA grant program are to:

- Create a comprehensive, national sex offender registration and notification system;
- Incorporate tribes into this system; and
- Inform and protect the public.

The goals of NSOPW and its related resources are to:

- Provide the public with a free tool to allow for nationwide searches of registered sex offenders;
- Provide sex offender registry software and implementation assistance to states, tribes, U.S. territories and the District of Columbia that fully meets SORNA requirements; and
- Provide a web-based resource to enable enhanced communication and coordination among SORNA jurisdictions' sex offender registry officials.



## **Accomplishments**

Adam Walsh Act Implementation:

- With the help of grant funding and technical assistance, 17 states and territories and 132 Indian tribes have substantially implemented SORNA.
- To date, 550 awards have been made to SORNA jurisdictions through this program, of which 257 were tribal awards.
- AWA grants support a variety of projects to further SORNA implementation, such as improving jurisdictions' information technology infrastructure, purchasing equipment necessary to transfer registry information, digitizing criminal history records, training registry officials, and hiring personnel and consultants to assist with the development of SORNA-compliant registration and notification programs.
- As a result of the SMART Office's support for the Tribal Access Program (TAP), technology solutions have been created to allow tribal officials better access to federal law enforcement information-sharing systems, creating significantly enhanced public safety in Indian Country.

National Sex Offender Public Website:

- NSOPW is a search engine that provides comprehensive sex offender data from all 50 states, the District of Columbia, the 5 principal U.S. territories and participating tribes. As of December 2018, 206 jurisdictions were participating in NSOPW, which links to state, territory and tribal sex offender public registry websites and allows the public to search for registered sex offenders on a national scale, identifying locations where sex offenders reside, work, and go to school.
- From July 2017 to July 2018, the general public performed an average of 4.03 million searches on NSOPW each month, with a total of 77.32 million page views for the time period noted.

## Application and Award History

### Adam Walsh Act Implementation

| (\$ in millions)                  | FY 2016             | FY 2017             | FY 2018               | FY 2019<br>CR | FY 2020<br>Request |
|-----------------------------------|---------------------|---------------------|-----------------------|---------------|--------------------|
| Amount Available for Funding      | \$17.8 <sup>^</sup> | \$16.5 <sup>^</sup> | \$18.1 <sup>^</sup>   | \$20.0        | \$20.0             |
| Total Funding Awarded             | \$9.8               | \$14.6              | \$12.9 <sup>^ ^</sup> | TBD           | TBD                |
| Number of Applications            | 56                  | 74                  | 58                    | TBD           | TBD                |
| Number of Awards                  | 42                  | 52                  | 47                    | TBD           | TBD                |
| Percentage of Applications Funded | 75%                 | 70%                 | 81%                   | TBD           | TBD                |

<sup>^</sup> Amount does not include funds used for management and administration, peer review or other authorized purposes.

<sup>^^</sup> In addition to the reductions noted in the footnote above, this amount does not include funding set aside for the Tribal Access Program (TAP), which totaled \$2M in FY 2018 and other authorized activities.

### National Sex Offender Public Website

| (\$ in millions)                  | FY 2016            | FY 2017            | FY 2018            | FY 2019<br>CR | FY 2020<br>Request |
|-----------------------------------|--------------------|--------------------|--------------------|---------------|--------------------|
| Amount Available for Funding      | \$0.9 <sup>^</sup> | \$0.9 <sup>^</sup> | \$0.9 <sup>^</sup> | \$1.0         | \$1.0              |
| Total Funding Awarded             | \$0.9              | \$0.9              | \$0.9              | TBD           | TBD                |
| Number of Applications            | 2                  | 1                  | 1                  | TBD           | TBD                |
| Number of Awards                  | 1                  | 1                  | 1                  | TBD           | TBD                |
| Percentage of Applications Funded | 50%                | 100%               | 100%               | TBD           | TBD                |

<sup>^</sup> Amount does not include funds used for management and administration, peer review or other authorized purposes.

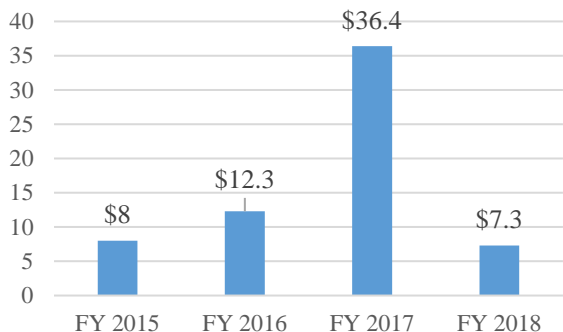
**For additional information, please visit <https://www.smart.gov/>.**

**OFFICE OF JUSTICE PROGRAMS**  
**Program Name: Anti-Terrorism Emergency Reserve**

**Funding**

FY 2020 Request: \$50.0M  
 FY 2019 CR: \$50.0M

**Emergency Reserve Expenditures**  
 FY 2015 - FY 2018  
 (\$ in millions)



**Program Description:**

**Background:** Following the 1995 bombing of the Alfred P. Murrah Federal Building in Oklahoma, Congress amended the

1984 Victims of Crime Act to authorize OVC to establish an Antiterrorism Emergency Reserve (the Reserve) for victims of criminal mass violence and terrorism. The OVC Director may set aside up to \$50 million from the Crime Victims Fund to fund the Reserve.

**Authorizing Legislation:** Mass Violence International; 34 U.S.C. 20105(a), Mass Violence Domestic 34 U.S.C. 20105(b)

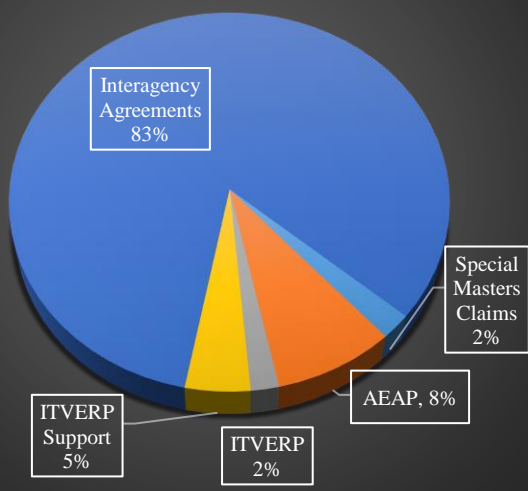
**Administering Agency:** Office for Victims of Crime (OVC)

**Purpose:** The Reserve funds emergency expenses and other services for victims of terrorism and criminal mass violence within the United States and abroad. In recent years, our Nation

has been faced with a surge in incidents of mass violence and domestic terrorism. In response, OVC has taken a more proactive and strategic approach to supporting victims by establishing the [National Mass Violence and Victimization Resource Center](#) in FY 2017 and implementing an online [Toolkit](#) to grow local capacity to prepare for and respond to these increasingly common events. Taken together, the Reserve provides help primarily through funding for immediate and direct services, supplemental funding directly to affected communities, and training and technical assistance services.

**Accomplishments:** In FY 2018, OVC provided support to the following program areas, totaling \$7.29M.

**FY 2018 Anti-Terrorism  
 Emergency Reserve Fund  
 Allocations**



**Antiterrorism and Emergency Assistance Program** reflects one of the principal tools OVC uses to provide supplemental financial assistance to local communities in the wake of tragedy. In FY 2018, OVC funded two grants totaling over \$608K to support over 400 domestic victims of terrorism or criminal mass violence, as well as first responders and those supporting victims. These grants are developed to ensure allowable expenses are reimbursed and communities and victims are supported for several years as they recover, rebuild, and adjust to a dramatically changed way of life following these horrific crimes. Eligible applicants include state victim assistance and compensation programs; public agencies, including federal, state, and local governments, and federally recognized Indian tribal governments, as determined by the Secretary of the Interior and published in the Federal Register; public institutions of higher education; and victim service and nongovernmental organizations.

Additional information can be found on the [OVC website](#).

In FY 2018, awards were made to the following organizations:

- Colorado District Attorney's Office – Funding will support the 242 victims of the Walmart shooting on November 1, 2017, in Thornton, CO. These program funds assist victims of this incident by providing supplemental crisis response, consequence management, criminal justice support, and crime victim compensation.
- Washington Department of Commerce, Office of Crime Victims Advocacy – Funding supported the 186 victims of the Cascade Mall shooting on September 23, 2016, in Burlington, WA. These program funds assist victims of this incident by providing supplemental crisis response and consequence management support.

**International Terrorism Victim Expense Reimbursement Program (ITVERP)** provides hotline and case management support for victims and financial reimbursement for qualifying expenses to qualified U.S. citizens and U.S. government employees who suffered direct physical or emotional injury from an act of international terrorism while outside the United States. In FY 2018, OVC funded 26 applicants totaling over \$141K.

**Interagency Agreements with Federal Agencies** – OVC supports the immediate and direct response to crime victims in the wake of tragedy by directing resources to DOJ's direct service providers: the FBI's Victim Services Division (\$2.5M), the Office of Justice for Victims of Overseas Terrorism (\$124K), and the Executive Office for United States Attorneys (\$200K). This enables our federal partners to quickly deploy staff and resources to support the local response or provide other support to victims. OVC also provides financial support to the Office of Military Commissions (\$3.2M) within the Department of Defense to assist in administering the closed circuit television (CCTV) coverage of the Military Commission trial proceedings for major cases occurring in Guantanamo Bay, Cuba. This also includes expenses for victims and family members traveling from their home to the National Capital Region to view the trial proceedings.

**Special Masters Claims** – The courts of the United States may appoint Special Masters to hear damage claims brought under the terrorism exception to the Foreign Sovereign Immunities Act. In FY 2018, OVC reimbursed Special Master Alan Balaran \$157K for expenses incurred in the *Foley vs Syrian Arab Republic* and *Relvas vs Islamic Public of Iran* cases.

**Training and Technical Assistance (TTA)** – OVC, through its Training and Technical Assistance Center (TTAC), provides TTA to communities across the Nation to implement tools and practices contained in OVC's [Helping Victims of Mass Violence and Terrorism: Planning, Response, and Recovery Toolkit](#). This toolkit helps communities collaborate and plan for these incidents and develop more timely, effective, and comprehensive responses for victims. TTAC also deploys expert consultants to affected communities to aid them in assessing victims' needs, coordinating victim services, identifying resources and gaps in services, developing strategies for victim services—including first responders and others who assisted victims—and develop a formal victim Needs Assessment and draft AEAP grants.

**For additional information, please visit:** OVC's Terrorism and Mass Violence webpage (<https://ovc.ncjrs.gov/Topic.aspx?topicid=1>)



## OFFICE OF JUSTICE PROGRAMS

### Program Name: BJS Base Program -- Corrections Statistics (Criminal Justice Statistics Program Appropriation)

**Funding:** Annual average of \$6.8M\*  
Between FY 2014 and FY 2018, a total of \$30.1M was awarded.

BJS Corrections Statistics Program  
Obligations FY 2013 - FY 2018  
(\$ in millions)



\*Includes funds from Criminal Justice Statistics Programs (BJS base) & transfers from other federal agencies.

#### **Program Description**

**Purpose:** To provide measures on the correctional system in the United States and the population under its supervision. Corrections refers to the supervision of persons arrested for, convicted of, or sentenced for criminal offenses. Correctional populations fall into two categories: institutional corrections and community corrections. By and large, BJS corrections data cover adult agencies or facilities and adult offenders.

Most data are annual collections of administrative information from correctional administrators, including basic population counts, offender demographic characteristics, facility capacity, programs, staffing, and resources.

**Authorizing Legislation:** The Justice Systems Improvement Act of 1979; 34 U.S.C. § 10131

**First Year of Appropriation:** Funded from the BJS “Base” – the Criminal Justice Statistics Program.

**Administering Agency:** Bureau of Justice Statistics (BJS)

#### **DOJ Strategic Goal and Objective**

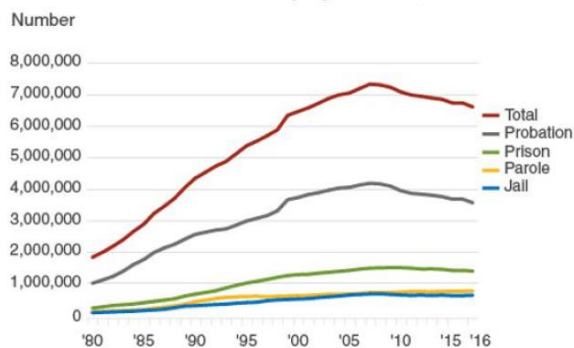
**DOJ Strategic Goal 3:** Reduce Violent Crime and Promote Public Safety

**Strategic Objective 3.1:** Combat violent crime, promote safe communities, and uphold the rights of victims of crime

#### **Current BJS corrections data collections include:**

- [Annual Probation Survey and Annual Parole Survey](#)
- [Annual Survey of Jails](#)
- [Annual Survey of Jails in Indian Country](#)
- [Capital Punishment \(annual\)](#)
- [Census of Adult Probation Supervising Agencies \(periodic\)](#)
- [Census of Local Jails \(periodic\)](#)
- [Census of State and Federal Prison Facilities \(periodic\)](#)
- [Mortality in Correctional Institutions \(annual\)](#)
- [National Corrections Reporting Program \(annual\)](#)

Total adult correctional population, 1980–2016



Source: Bureau of Justice Statistics, Annual Survey of Jails, Annual Survey of Parole, Annual Survey of Probation, Census of Jail Inmates, and National Prisoner Statistics, 1980–2016.

- [National Inmate Survey \(periodic\)](#)
- [National Prisoner Statistics \(annual\)](#)
- [Survey of Inmates in Local Jails \(periodic\)](#)
- [Survey of Prison Inmates \(periodic\)](#)

#### **Program Goals** (FYs 2018 – 2020)

- Publish additional results from its Survey of Prison Inmates, conducted in 2016. Topics include prison rule violations, drug offenders in prison, physical and mental health, employment and education background of persons in federal prison, and children of incarcerated parents.
- Research pre- and post-prison experiences of offenders in state and federal correctional systems by linking BJS corrections records to other administrative data files, including housing, employment, income, and Medicaid/Medicare records.
- Collect, analyze, and disseminate data from BJS annual surveys.
- Complete redesign efforts on the *Survey of Inmates in Local Jails* to collect information on individual characteristics of jail inmates, current offenses and detention status, characteristics of victims, criminal histories, family background, gun possession and use, prior opiate and alcohol use and treatment, medical and mental health, personal characteristics, and programs and services provided in jail. This collection is scheduled to be fielded in 2021. During FY 2019, BJS will conduct cognitive tests of new and revised questions, including updates to mental and physical health questions and detailed opiate use questions. BJS will also prepare for a 2020 pilot test of the survey and execute an Interagency Agreement with the U.S. Census Bureau to conduct data collection.
- Work with the U.S. Census Bureau to improve data collection on criminal justice costs and employment.

#### **Accomplishments**

- In 2018, BJS released corrections-related reports on: *Prisoners 2016; Jail Inmates in 2016; Probation and Parole in the United States, 2016; Correctional Populations in the United States, 2016; Capital Punishment, 2016, and Justice Expenditure and Employment Extracts, 2011-2015*.
- BJS provides the online Corrections Statistical Analysis Tools (CSAT) that can be used to analyze data on prisoners, parolees, and probationers. Between November 1, 2017 and October 31 2018, the [prisoners tool](#) had 5,916 user sessions with 12,345 users; the [parole tool](#) had 551 user sessions with 1,812 users; and the [probation tool](#) had almost 500 user sessions and 2,273 users. During 2019, BJS will release a tool to analyze data on persons held in local jails.

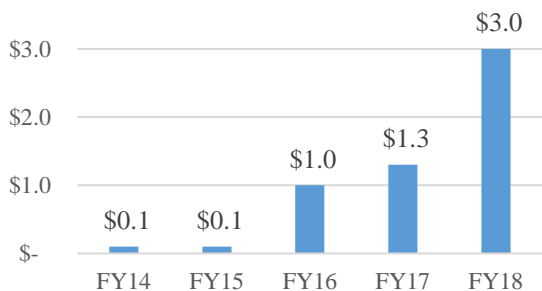
**For additional information, please visit: [BJS Corrections Statistics](#)**

## OFFICE OF JUSTICE PROGRAMS

### Program Name: BJS Base Program -- Federal Justice Statistics Program (Criminal Justice Statistics Program Appropriation)

**Funding:** Annual average of \$1.1M  
Between FY 2014 and FY 2018, a total of \$5.5M was awarded.

**Annual Obligations for  
Federal Justice Statistics Program  
FY 2014 - FY 2018**  
(\$ in millions)



### Program Description

**Purpose:** To provide comprehensive and detailed information about the federal justice system's processing of criminal cases, including annual data on arrests, prosecution decisions, pretrial detention, court dispositions, sentencing outcomes, sentence length, time served, and workload.

The Federal Justice Statistics Program (FJSP), has been ongoing since 1979. BJS has developed a series of programs to link and facilitate statistical analyses across federal data systems. The Bureau of Justice Statistics (BJS) receives data from—

- [U.S. Marshals Service](#)
- [Drug Enforcement Administration](#)
- [Executive Office for U.S. Attorneys](#)
- [Administrative Office of the U.S. Courts](#)
- [U.S. Sentencing Commission](#)
- [Federal Bureau of Prisons](#)

**Authorizing Legislation:** The Justice Systems Improvement Act of 1979; 34 U.S.C. § 10131.

**First Year of Appropriation:** Funded from the BJS “Base” Appropriation – the Criminal Justice Statistics Program.

**Administering Agency:** Bureau of Justice Statistics

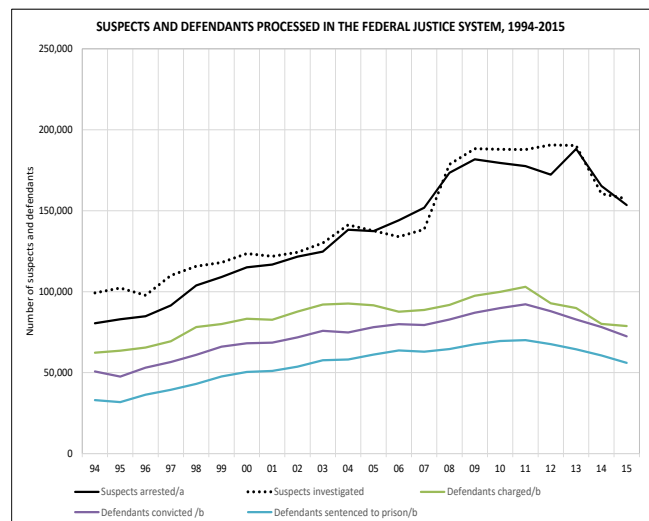
### DOJ Strategic Goal and Objective

**DOJ Strategic Goal 3:** Reduce Violent Crime and Promote Public Safety

**Strategic Objective 3.1:** Combat violent crime, promote safe communities, and uphold the rights of victims of crime

**Who Can Apply for Funds:** States (including territories), units of local government, federally recognized Indian tribal governments that perform law enforcement functions, non-profit and for-profit organizations (including tribal non-profit and for-profit organizations), institutions of higher education (including tribal institutions of higher education), and certain qualified individuals.

**How Funds are Distributed:** All cooperative agreements or contracts supported by this funding are awarded through a competitive, peer-reviewed application process.



### **Program Goals** (FYs 2019 – 2020)

- Update the [Standard Analysis Files](#) which are used to link data across the federal justice system for statistical and research purposes and provide access through BJS's federal online statistical query tool and the National Archive of Criminal Justice Data.
- Publish special reports on issues under deliberations by federal policy makers, such as characteristics of drug offenders in federal prison, the federal processing of American Indians, processing of immigration law violators and non-citizens, and processing of offenses related to heroin and opioid use and trafficking.
- Improve the use and understanding of FJSP data for policymakers, researchers, and the public through BJS's [Federal Justice Statistics Analytical Support Program](#) and produce special reports that focus on topics of concern to the field.
- Release *Federal Justice Statistics, 2015-16*, *Federal Justice Statistical Tables, 2015*, and *Federal Justice Statistical Tables, 2016*.
- Update the *Federal Criminal Case Processing Statistics* [online tool](#) that can be used to analyze federal case processing data. Users can generate statistics based on title and section of the U.S. Criminal Code in the areas of federal law enforcement, prosecution/courts, and incarcerations.

### **Accomplishments**

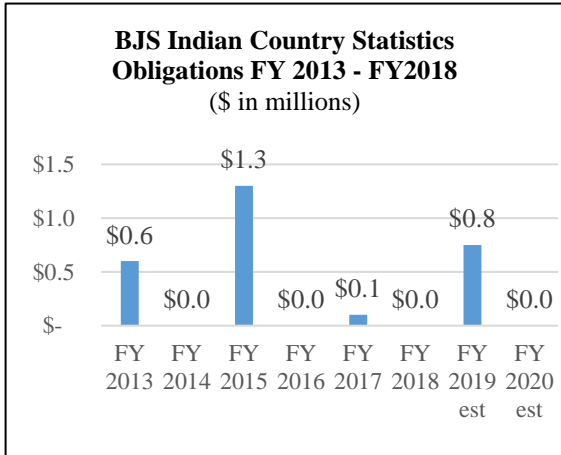
- Released the special report [Federal Prosecution of Human-Trafficking Cases, 2015](#) describing the federal criminal justice response to human trafficking offenses.
- Collaborated with additional federal agencies to explore new data acquisition and linkage opportunities to enhance the FJSP and enable more detailed analyses on special topical areas related to the role of immigration in the federal criminal justice system.

**For additional information, please visit: [BJS Federal Justice Statistics Program](#).**

**OFFICE OF JUSTICE PROGRAMS**

**Program Name: BJS Base Program -- Indian Country Statistics**  
(Criminal Justice Statistics Program Appropriation)

**Funding:** Between FY 2013 and FY 2018, a total of \$2M was awarded.



**Program Description**

**Purpose:** To collect data on crime and justice in Indian Country. The data will improve the understanding of the roles and activities of federal, state, local, and tribal justice agencies serving the tribal lands.

The Bureau of Justice Statistics (BJS) collects data on Indian Country both through ongoing national data collections and targeted collections. BJS Indian Country data collections include:

- [Census of Tribal Law Enforcement Agencies](#)
- [National Survey of Tribal Court Systems](#)
- [Annual Survey of Jails in Indian Country](#)

**Authorizing Legislation:** The Justice Systems Improvement Act of 1979 (34 U.S.C. 10131) and the Tribal Law and Order Act of 2010

(TLOA; P.L. 111-211, 124 Stat. 2258, Section 251(b))

**First Year of Appropriation:** Funded from the BJS “Base” Appropriation – the Criminal Justice Statistics Program.

**Administering Agency:** Bureau of Justice Statistics

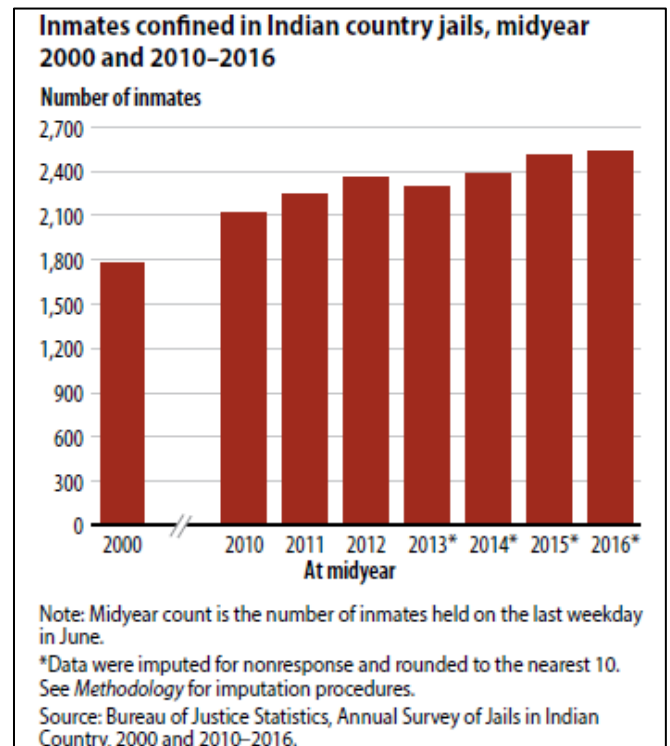
**DOJ Strategic Goal and Objective**

**DOJ Strategic Goal 3:** Reduce Violent Crime and Promote Public Safety

**Strategic Objective 3.1:** Combat violent crime, promote safe communities, and uphold the rights of victims of crime

**Who Can Apply for Funds:** States (including territories), units of local government, federally recognized Indian tribal governments that perform law enforcement functions, non-profit and for-profit organizations (including tribal non-profit and for-profit organizations), institutions of higher education (including tribal institutions of higher education), and certain qualified individuals.

**How Funds are Distributed:** All cooperative agreements or contracts supported by this funding are awarded through a competitive, peer-reviewed application process.



### **Program Goals** (FYs 2019 – 2020)

- Release a solicitation for the 2020 National Survey of Tribal Court Systems (NSTCS). This statistical collection focuses solely on tribal law court administration and operations in the U.S. It will collect data on the responsibilities, budgets, staffing, caseloads and types, information technology, and program and services for victims, juveniles, and probation/parole in tribal law in tribal courts.
- Publish results of the BJS-funded *National Survey of Tribal Court Systems, 2014*. The report will cover topics including tribal court administration, operations, staffing, caseloads, parole and probation, and information systems. BJS funded a native-owned research firm to administer the survey.
- Complete the annual *Jails in Indian Country* collection, which describes jails, confinement facilities, detention centers, and other correctional facilities operated by tribal authorities or the Bureau of Indian Affairs. Statistical data collected includes inmate counts, characteristics, and offense types; midyear, peak, and average daily populations; admissions and expected average length of stay at admission; rated capacity, facility crowding, and jail staffing; and deaths in custody.

### **Accomplishments**

- Conducted cognitive testing and interviews on the *Census of Tribal Law Enforcement Agencies (CTLEA)* questionnaire with 20 tribal law enforcement agencies from July to August, 2018. Ninety percent (18) of the respondents completed the pilot survey and 90 percent of the respondents participated in the interviews to validate the respondent burden, question clarity and response options. Pending full OMB approval, the CTLEA data collection is anticipated to begin in May 2019.
- Released the [\*Jails in Indian Country 2016\*](#) report which examines trends from 2000 to 2016, including the number of adults and juveniles held, type of offense, peak population, and expected average length of stay in jail at admission.
- Updated the online set of tables containing violent and property crime data reported by tribal law enforcement agencies to the FBI's Uniform Crime Reporting Program covering the reporting years of 2008 to 2016.
- Released the congressionally-mandated report, [\*Tribal Crime Data Collection Activities 2016 -2018\*](#) describing BJS efforts to collect and improve data on crime and justice in Indian country.

**For additional information, please visit: [BJS Indian Country Statistics](#).**

## OFFICE OF JUSTICE PROGRAMS

### Program Name: BJS Base Program -- Law Enforcement Statistics (Criminal Justice Statistics Program Appropriation)

**Funding:** Between FY 2014 and FY 2018, a total of \$20M was awarded.

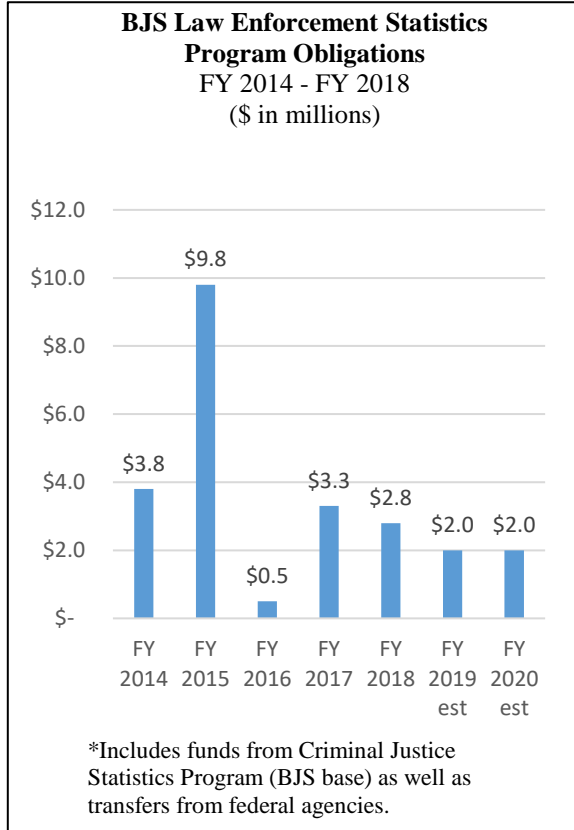
#### Program Description

**Purpose:** To provide national estimates on personnel, equipment, operations, budgets, and job functions across law enforcement agencies. Law enforcement includes the prevention, detection, and investigation of crime, and the apprehension and detention of individual suspects of law violation.

The Bureau of Justice Statistics (BJS) collects data from a variety of stakeholders, including law enforcement agencies, police training academies, law enforcement officers, and citizens in the community on law enforcement responses to crime and public safety issues, as well as the resources needed and applied by agencies to police functions.

Most data collections are conducted every two to four years. Active BJS law enforcement data collections include the following:

- [Law Enforcement Core Statistics Program](#)
- [Law Enforcement Management and Administrative Statistics \(LEMAS\) Survey](#)
- [Body-Worn Camera Supplement Survey](#)
- [Census of State and Local Law Enforcement Agencies](#)
- [Federal Arrest-Related Deaths](#)
- [Police-Public Contact Survey](#)
- [Survey of State Criminal Investigative Agencies on Law Enforcement Use of Force](#)



- [Survey of Law Enforcement Personnel in Schools](#)
- [Census of Publicly Funded Forensic Crime Laboratories](#)
- [Census of Medical Examiners and Coroners Offices](#)
- [Firearm Inquiry Statistics Program](#)
- [Census of Federal Law Enforcement Officers](#)

**Authorizing Legislation:** The Justice Systems Improvement Act of 1979; 34 U.S.C. § 10131

**First Year of Appropriation:** Funded from the BJS “Base” Appropriation – the Criminal Justice Statistics Program

**Administering Agency:** Bureau of Justice Statistics

## **DOJ Strategic Goal and Objective**

**DOJ Strategic Goal 3:** Reduce Violent Crime and Promote Public Safety

**Strategic Objective 3.1:** Combat violent crime, promote safe communities, and uphold the rights of victims of crime

**Who Can Apply for Funds:** States (including territories), units of local government, federally recognized Indian tribal governments that perform law enforcement functions, non-profit and for-profit organizations (including tribal non-profit and for-profit organizations), institutions of higher education (including tribal institutions of higher education), and certain qualified individuals.

**How Funds are Distributed:** All cooperative agreements or contracts supported by this funding are awarded through a competitive, peer-reviewed application process.

## **Program Goals** (FYs 2019 – 2020)

- Publish reports and release data related to the [Body Worn Camera supplement](#) to inform law enforcement professionals on key trends related to deployment of body worn cameras and policies agencies have developed to govern use of the technology and access to the data.
- Publish results of 2016-2017 [Law Enforcement Management and Administrative Statistics](#) survey. Nearly 3,500 law enforcement agencies were asked detailed questions about personnel, resources (budget, technology, and equipment), and policies and procedures to develop national estimates. LEMAS data are widely regarded as the most comprehensive data on law enforcement agencies in the U.S.
- Conduct, for the first time in over a decade, the [Census of Medical Examiners and Coroners](#) survey. In addition to asking questions about resources and workload, including backlog, BJS will develop questions designed to assess the impact of the opioid crisis on the work of medical examiners and coroners.
- Field the [Census of State and Local Law Enforcement Agencies](#) for the first time since 2008. The Census asks more than 18,000 law enforcement agencies basic questions about officer count, budget, and functions. The survey has been redesigned to better capture the work of law enforcement agencies which have additional responsibilities like operating jails and protecting courts.
- Field the [Census of Law Enforcement Training Academies](#). The Census collects information on the number and types of staff employed at state and local law enforcement training facilities, budgets, sources of funds, number of officers trained, and policies and practices. In addition to basic organizational data, the survey collects information on training curriculum issues that are critical to current law enforcement policy development.

## **Accomplishments**

- In FY 2018, BJS published [Full-Time Employees in Law Enforcement Agencies, 1997-2016](#).
- In FY 2018, BJS completed a pre-test of the [Survey of Law Enforcement Personnel in Schools](#), its first attempt to survey law enforcement officers directly. The survey is a two-phase survey where BJS first asks law enforcement agencies if they have School Resource Officers (SROs) and, if so, collects information on the characteristics of the SRO programs, policies, recruitment and training, and activities. It will also sample SROs and ask them about their assignment, training, and activities. This survey will be implemented during late 2019 and 2020.

**For additional information, please visit:** [BJS Law Enforcement Statistics](#).



## OFFICE OF JUSTICE PROGRAMS

### Program Name: BJS Base Program -- Prosecution and Judicial Statistics (Criminal Justice Statistics Program Appropriation)

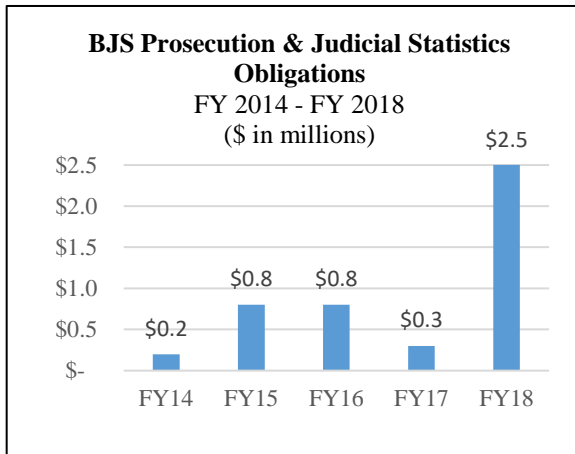
**Funding:** Annual average of \$0.96M  
Between FY 2014 and FY 2018, a total of \$4.8M was awarded.

#### **Program Description**

**Purpose:** To provide national data on decision-making and outcomes in criminal and civil cases as well as the organizations that play key roles in the judicial process. Bureau of Justice Statistics (BJS) data collections cover activities in the areas of prosecution, indigent defense, pre-trial, and court processing to produce statistics on staff, caseloads, and expenditures.

Most data collections are conducted on a periodic basis. Active data collections in this program include:

- [Analysis of Publicly Available Court Data](#)
- [National Survey of Prosecutors](#)
- [Survey of State Attorney General Offices](#)
- [Survey of Juveniles Charged in Adult Criminal Courts](#)



**Authorizing Legislation:** The Justice Systems Improvement Act of 1979; 34 U.S.C. § 10131

**First Year of Appropriation:** Funded from the BJS “Base” Appropriation – the Criminal Justice Statistics Program

**Administering Agency:** Bureau of Justice Statistics

#### **Program Goals** (FYs 2019 – 2020)

- Conduct an assessment of publicly available courts data to determine the quality and coverage of existing data for use in producing national statistics.
- Begin development work for the National Survey of Prosecutors, scheduled to be fielded in 2020.
- Conduct a survey to collect data on the organization, structure, responsibilities, and activities of state attorney general offices regarding the criminal prosecution and civil handling of human trafficking cases.

#### **Accomplishment**

- BJS concluded the data collection for the first survey of state attorney general offices to describe white-collar crime activities. Findings are expected to be released in 2019.
- BJS continued work on the Survey of Juveniles Charged in Adult Criminal Courts. Data were collected in multiple formats and at multiple levels of government (i.e., statewide data and county-wide data). This project, funded in part by the Office of Juvenile Justice and Delinquency Prevention, will provide the first detailed portrait of this population. A report presenting findings is expected in 2019.

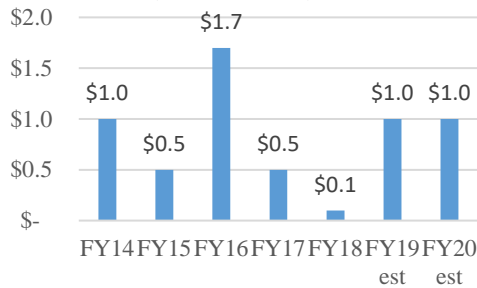
**For additional information, please visit:** [BJS Prosecution Statistics](#) and [BJS Courts Statistics](#).

## OFFICE OF JUSTICE PROGRAMS

### Program Name: BJS Base Program -- Recidivism Statistics (Criminal Justice Statistics Program Appropriation)

**Funding:** Annual average of \$0.8M\*  
Between FY 2014 and FY 2018, a total of \$3.8M was obligated.

**BJS Recidivism Statistics  
Obligations  
FY 2014 - FY 2018  
(\$ in millions)**



#### Program Description

**Purpose:** To understand the recidivism patterns of released prisoners, the criminal histories of persons entering prison, and persons currently held in correctional facilities by using existing criminal history record information. The Bureau of Justice Statistics (BJS) has developed an automated system to request, obtain, and standardize the contents of large samples of criminal history records making it possible to conduct statistical analyses across states and over time.

BJS also administers two grant programs to improve the quality and completeness of criminal history records (see [National Criminal History Improvement Program](#)).

**Authorizing Legislation:** Justice Systems Improvement Act of 1979; 34 U.S.C. § 10131.

**First Year of Appropriation:** Funded from the BJS “Base” Appropriation—the Criminal Justice Statistics Program

**Administering Agency:** Bureau of Justice Statistics

#### DOJ Strategic Goal and Objective

**DOJ Strategic Goal 3:** Reduce Violent Crime and Promote Public Safety

**Strategic Objective 3.1:** Combat violent crime, promote safe communities, and uphold the rights of victims of crime

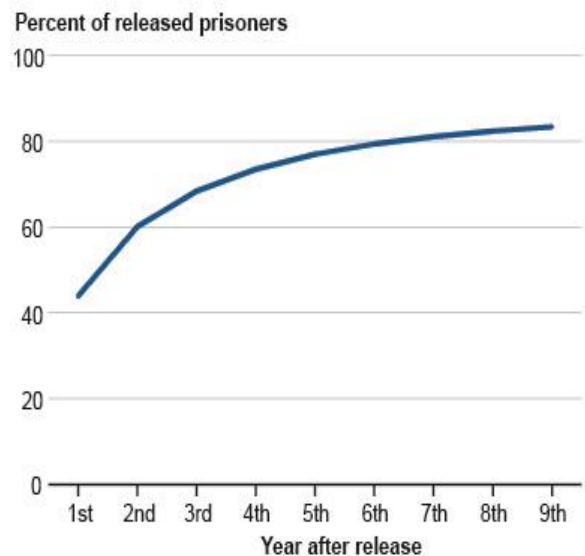
**Who Can Apply for Funds:** States (including territories), units of local government, federally recognized Indian tribal governments that perform law enforcement functions, non-profit and for-profit organizations (including tribal non-profit and for-profit organizations), institutions of higher education (including tribal institutions of higher education), and certain qualified individuals.

**How Funds are Distributed:** All cooperative agreements or contracts supported by this funding are awarded through a competitive, peer-reviewed application process.

#### Program Goals (FYs 2019 – FY 2020)

- Complete new national recidivism studies on state prisoners released in 2008 and 2012.
- Complete national studies on the nature and frequency of contact with the justice system among persons entering state prison in 2009 and 2014.

**Percent of prisoners released in 30 states in 2005 who were arrested since release, by year after release**



Note: See 2018 Update on Prisoner Recidivism: A 9-Year Follow-up Period (2005-2014) (NCJ 250975, BJS web, May 2018). Source: Bureau of Justice Statistics, Recidivism of State Prisoners Released in 2005 data collection, 2005–2014.

- Release a report on the nine-year recidivism rates of state prisoners released in 2005 after serving time for rape or sexual assault.
- Release a report that compares the U.S. criminal history record system to those systems in Australia, Canada, Germany, the Netherlands, and the United Kingdom.
- Update the [Prisoner Recidivism Analysis Tool](#) to extend the current recidivism statistics available on prisoners released in 2005 from five years to nine years.
- Support states in improving the accuracy and comprehensiveness of their criminal history records.
- Continue to identify and work with states to improve upon systematic weaknesses in criminal records information.

### **Accomplishments**

- In a collaborative effort with the FBI, state record repositories, and the International Justice and Public Safety Network, BJS maintains a system to collect and transform the contents of criminal history records into databases that can be used to generate statistics on the criminal careers and recidivism patterns of offenders.
- BJS published the [2018 Update On Prisoner Recidivism: A 9-Year Follow-Up Period \(2005-2014\)](#) and released the related data in May, 2018. This report examines the recidivism patterns of former prisoners during the follow-up period, including data on the number and types of crimes prisoners commit after release and whether released prisoners had no subsequent arrests during the follow-up period. It also shows how recidivism and desistance patterns change when using longer or shorter follow-up periods.
- BJS provides an online [Prisoner Recidivism Analysis Tool](#) that allows users to calculate national-level recidivism rates for persons released from state prisons.

**For additional information, please visit: [BJS Recidivism Statistics](#).**

**OFFICE OF JUSTICE PROGRAMS**  
**Program Name: BJS Base Program -- Victimization Statistics**  
(Criminal Justice Statistics Program Appropriation)

**Funding:** Between FY 2013 and FY 2018, an average of \$40.7 million was obligated for the BJS Victimization Statistics program annually. OJP estimates that \$52 million will be dedicated to this program in FY 2019 and FY 2020.

\*Includes funds from the Criminal Justice Statistics Program (BJS base) appropriations and any transfers to BJS from other federal agencies.

**Program Description**

**Purpose:** To measure criminal victimization and victim help-seeking behaviors in the United States in order to inform criminal justice decision-making, policy, and practice. The National Crime Victimization Survey (NCVS) collects information on nonfatal violent and property crimes, reported and not reported to police, from a large sample of persons age 12 or older in U.S. households.

The survey includes:

- Estimates of level and change in types of victimization;
- Characteristics of victims, including age, race, Hispanic origin, sex, veteran status, citizenship, education, and disability status;
- Characteristics of offenders, including age, race, Hispanic origin, sex, and relationship to victim;
- Characteristics of incidents, including presence of a weapon, injury, and monetary losses; and
- Reporting to law enforcement and victim service providers, and nature of available victim services.

Supplements to the NCVS collect additional detailed data on identify theft, fraud, stalking, contacts between police and the public, and school crime.

**Authorizing Legislation:** The Justice Systems Improvement Act of 1979; 34 U.S.C. § 10131

**First Year of Appropriation:** Funded from the BJS “Base” Appropriation – the Criminal Justice Statistics Program

**Administering Agency:** Bureau of Justice Statistics (BJS)

**DOJ Strategic Goal and Objective**

**DOJ Strategic Goal 3:** Reduce Violent Crime and Promote Public Safety

**Strategic Objective 3.1:** Combat violent crime, promote safe communities, and uphold the rights of victims of crime

**Program Goals**

- Expand the NCVS to include estimates for 22 states and select metropolitan statistical areas, large cities, and counties in addition to the national-level data. This will enhance the utility of the NCVS to the Justice Department, policymakers, practitioners, and other stakeholders by providing state and local area estimates of crime victimization experiences.
- Enhance data on crimes including rape and sexual assault, fraud, and stalking through ongoing research, testing, and development activities.
- Develop the collection and use of statistics from victim service providers to better understand the organizational attributes, demand for, and delivery of services to crime victims.
- Continue to enhance the quality, accessibility, and relevance of the victimization statistics collections through a series of redesign efforts.

- Create an integrated system of indicators at the local level to include measures of victimization, crimes known to the police, and other measures of community well-being.

### **Accomplishments**

- BJS released three reports in 2018, including: [\*Contacts Between Police and the Public, 2015\*](#); [\*Indicators of School Crime and Safety, 2017\*](#); [\*Criminal Victimization, 2016: Revised\*](#), and [\*Criminal Victimization, 2017\*](#).
- Following the successful completion of data collection for the [National Census of Victim Service Providers](#), a collaborative effort with the Office for Victims of Crime, BJS developed an instrument for fielding the first-ever National Survey of Victim Services Providers, a detailed survey on the operations and resource needs of victim services providers
- BJS implemented and conducted ongoing work on projects to measure the overlap between victimization and offending and produce semiannual estimates of victimization.
- BJS added questions on victim services to other BJS collections in various stages of data collection and development, including prison and jail facility surveys; the juvenile residential facility survey; the medical examiner and coroner survey; the census of state and local law enforcement agencies; and the census of prosecutors' offices.
- BJS provided two online tools for the public to analyze victimization statistics: the [NCVS Victimization Analysis Tool](#) which had 11,788 user sessions between November 2017 and November 2018; and the [Annual Criminal Victimization Tool](#) which had 1,522 user sessions between November 2017 and November 2018.

**For additional information, please visit: [BJS Victimization Statistics](#).**

**OFFICE OF JUSTICE PROGRAMS**  
**Program Name: Body Worn Camera Partnership Program**

**Funding**

FY 2020 Request\*\*: \$22.5M  
 FY 2019 CR\*: \$22.5M

\* This program is funded as a carve-out of the Community Trust Initiative in FY 2019.  
 \*\* This program is funded as a carve-out of the Byrne Justice Assistance Grants (JAG) program in FY 2020.

**Program Description**

**Purpose:** To enable state, local, and tribal law enforcement agencies to leverage the evidentiary value of body-worn cameras (BWCs) and digital footage. BWC use also can enhance officer and citizen safety, as well as strengthen accountability and transparency.

Recent research suggests that body-worn cameras could be a useful tool for enhancing evidentiary value in police–citizen interactions, for improving safety, and for building and maintaining trust between law enforcement and the communities they serve.

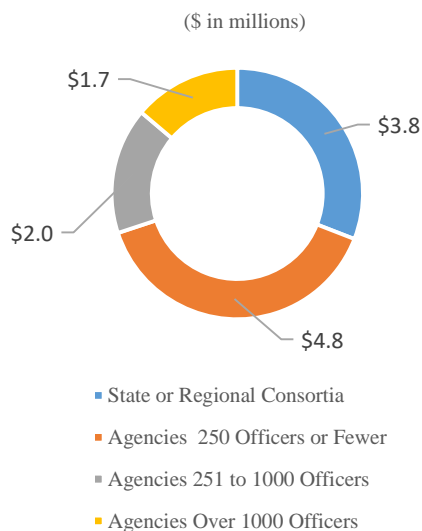
This program provides matching grants to support:

1. Purchase and deployment of BWC systems.
2. Infrastructure needed to support BWC systems.
3. Training and technical assistance in developing sound policies for their use.

In FY 2020, recognizing that this program has matured, the President’s budget seeks to expand it to provide for BWC-related expenses (in addition to the purchase of the BWCs) or other innovative or technologically-sophisticated equipment or tools for state, local, and tribal law enforcement.

**Authorizing Legislation:** Created through Department of Justice appropriations acts

**FY 2018 Body-Worn Camera Awards**



**First Year of Appropriation: 2015**

**Administering Agency:** Bureau of Justice Assistance (BJA)

**DOJ Strategic Goal and Objective**

**DOJ Strategic Goal 3:** Reduce Violent Crime and Promote Public Safety

**Strategic Objective 3.1:** Combat violent crime, promote safe communities, and uphold the rights of victims of crime

**Who Can Apply for Funding and How Funds Are Distributed:**

| Activity        | Who Can Apply for Funding   | Award Type | Length of Award | Amounts (Up to)   |             |
|-----------------|---|------------|-----------------|---|-------------|
| Matching Grants | Units of local government and federally recognized Indian tribes involved in law enforcement activities | Grant      | 36 months       | Joint partnership or state–agency facilitated application | \$1,400,000 |
|                 |   |            |                 | Small and mid-sized agencies (250 or fewer officers)      | \$400,000   |
|                 |   |            |                 | Large agencies (250 to 1,000 officers)                    | \$600,000   |

|  |  |  |  |   |             |
|--|--|--|--|---|-------------|
|  |  |  |  | Very large agencies<br>(More than 1,000 officers) | \$1,000,000 |
|--|--|--|--|---|-------------|

| Activity                                   | Who Can Apply for Funding  | Award Type            | Length of Award | Amounts (Up to)                         |             |
|--|--|-----------------------|-----------------|---|-------------|
| Training and Technical Assistance Provider | Provide TTA for agency policy development, research assistance, and knowledge products | Cooperative Agreement | 36 months       | For profit and non-profit organizations | \$2,000,000 |

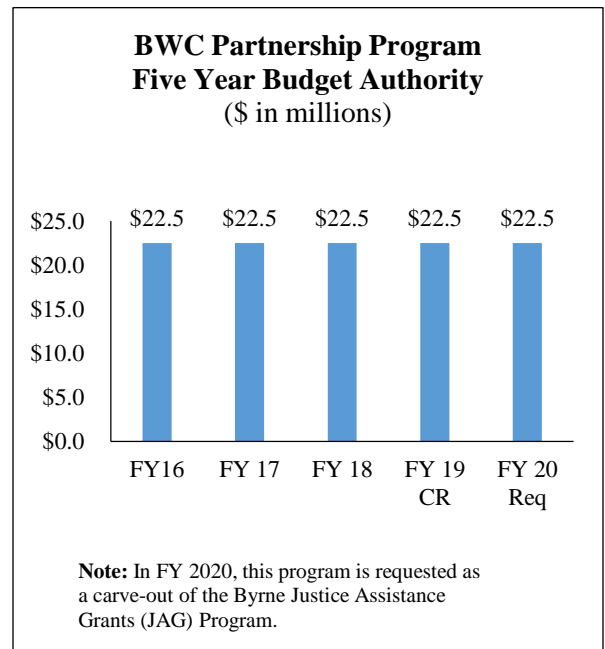
### **Program Goals**

BWC Partnership Program goals are:

- To help law enforcement agencies identify the safest and most effective methods for deploying this technology.
- To address factors such as privacy, archiving, and legal regulations surrounding BWC use.
- To guide agencies through what can be a complex process toward more successful adoption of BWC technology.

### **Accomplishments**

With the additional 75 BJA awards made in FY 2018, BWC Partnership Program funding will enable more than 70,000 BWCs to be deployed across the county as part of broader BWC implementation strategies. Though continuing support of a training and technical assistance (TTA) cooperative agreement, all law enforcement agencies will receive assistance in developing comprehensive BWC policies.



These law enforcement agency grantees also have access to TTA guidance on a variety of key operational challenges such as BWC training, management of digital media evidence, sharing BWC footage with prosecutors, and dealing with public requests for BWC footage.

### **Application and Award History**

| (\$ in millions)                          | FY 2016 <sup>1/</sup> | FY 2017 | FY 2018 | FY 2019 CR | FY 2020 Request |
|---|-----------------------|---------|---------|------------|-----------------|
| Amount Available for Funding <sup>^</sup> | \$22.5                | \$22.5  | \$20.1  | \$22.5     | \$22.5          |
| Total Funding Awarded                     | \$20.1                | \$17.4  | \$12.3  | TBD        | TBD             |
| Number of Applications                    | 223                   | 138     | 84      | TBD        | TBD             |
| Number of Awards                          | 107                   | 84      | 75      | TBD        | TBD             |
| Percentage of Applications Funded         | 48%                   | 61%     | 89%     | TBD        | TBD             |

<sup>1/</sup> In FY 2016, the Body-Worn Camera Program was a carve-out of the Community Trust Initiative.

<sup>^</sup> Amount does not include funds used for management and administration, peer review, or other authorized purposes.

**For additional information, please visit: [BJA Body Worn Camera Fact Sheet](#) or the [Body-Worn Camera Toolkit](#) website.**

**OFFICE OF JUSTICE PROGRAMS**  
**Program Name: Bulletproof Vest Partnership**

**Funding**

FY 2020 Request: \$22.5M  
 FY 2019 CR: \$22.5M

\*This program is requested as a carveout of the Byrne Justice Assistance Grants (JAG) Program in FY 2020.



**Program Description**

**Purpose:** To help save the lives of state, local, and tribal law enforcement officers by providing funds to support the purchase of bulletproof vests by law enforcement and public safety agencies.

**Authorizing Legislation:** Bulletproof Vest Partnership Grant Act of 1998

**Administering Agency:** Bureau of Justice Assistance (BJA)

**First Year of Appropriation:** 1999

**DOJ Strategic Goal and Objective**

**DOJ Strategic Goal 3:** Reduce Violent Crime and Promote Public Safety

**Strategic Objective 3.1:** Combat violent crime, promote safe communities, and uphold the rights of victims of crime

**Who Can Apply for Funding:** Any recognized unit of general government (states, counties, federally recognized tribes, cities, and local jurisdictions). Additionally, a [mandatory wear policy](#) is required to apply.

**How Funds Are Distributed:** Reimbursement for up to 50 percent of the cost for qualifying bulletproof vests for public safety officers, with the remaining cost covered by the 50 percent match requirement. Since FY 2009, jurisdictions have been able to request a waiver of the match requirement, based on financial hardship, and receive up to 100 percent of the cost of each vest submitted for reimbursement. Funds are available for two years from the date of the award announcement.

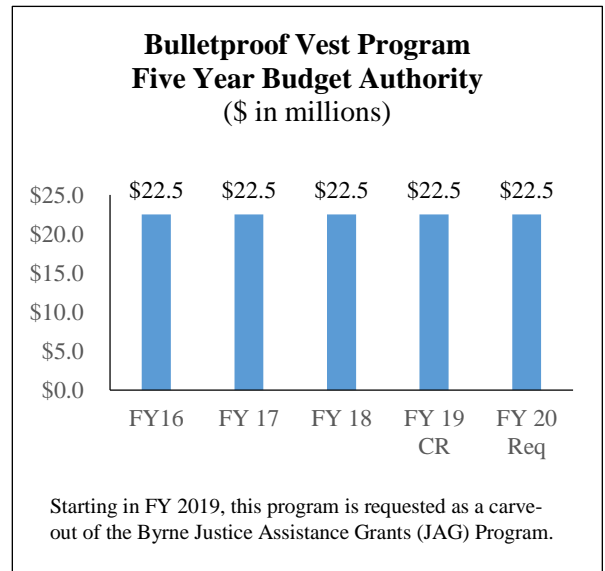
There has not been sufficient funds for BJA to make significant awards to large jurisdictions since 2012 because of the requirement to fund qualifying units of local government with fewer than 100,000 residents first.

**Program Goals**

To support the purchase of body armor that has been tested and found to comply with applicable ballistic and stab standards promulgated by the National Institute of Justice's Standard 0101.06 Ballistic Resistance of Police Body Armor.

**Accomplishments**

- Since its inception in 1999, over 13,000 jurisdictions have participated in BVP.
- As of January 3, 2019, over 1.3 million vests have been purchased at a cost of approximately \$363 million.
- From FY 2015 through FY 2018, protective vests were directly attributable to saving the lives of at least 146 law enforcement and corrections officers (based on data collected by the Office of Justice Programs). Twenty-six of those vests were purchased, in part, with BVP funds.





### **Application and Award History**

| <b>(\$ in millions)</b>                              | <b>FY 2016</b> | <b>FY 2017</b> | <b>FY 2018</b> | <b>FY 2019<br/>CR</b> | <b>FY 2020<br/>Request</b> |
|--|----------------|----------------|----------------|-----------------------|----------------------------|
| Amount Available for Funding                         | \$20.4^        | \$18.5^        | \$20.2^        | \$22.5                | \$22.5                     |
| Total Funding Awarded                                | \$18.6         | \$17.1         | \$29.8*        | TBD                   | TBD                        |
| Number of Applications                               | 4,504          | 5,264          | 4,470          | TBD                   | TBD                        |
| Number of Vests Purchased with<br>BVP Funds per Year | 39,471         | 37,938         | 37,532         | TBD                   | TBD                        |

^Amount does not include funds used for management and administration, peer review, or other authorized purposes.

\* Includes \$10,880,632 in awards funded by civil court settlements from cases focusing on defective body armor.

**For additional information, please visit: [Bulletproof Vest Partnership](#).**

**OFFICE OF JUSTICE PROGRAMS**

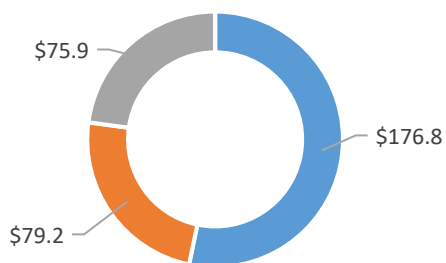
**Program Name: Byrne Justice Assistance Grant (JAG) Program**

**Funding**

FY 2020 Request: \$405.2M  
 FY 2019 CR: \$415.5M

**FY 2018 Activities Chart**

(\$ in millions)



- Formula Grants to States and Territories
- Formula Grants to Local Governments and Indian Tribes
- Byrne JAG Program Carve-outs

**Program Description**

**Purpose:** To improve the functioning of the criminal justice system through flexible, multipurpose formula grants to states, local governments, and Indian tribes. The awards support a wide range of criminal justice and public safety initiatives, including:

- Law enforcement
- Prosecution and courts
- Crime prevention and education
- Corrections and community corrections
- Drug treatment and enforcement
- Program planning, evaluation and technology
- Crime victim and witness programs
- Mental health programs and related law enforcement and corrections programs

**Authorizing Legislation:** Omnibus Crime Control and Safe Streets Act of 1968, as amended (Title I of Pub. L. No. 90-351 (generally codified at 34 U.S.C. 10151-10158), including subpart 1 of part E (codified at 34 U.S.C. 10151 - 10158); see also 28 U.S.C. 530C(a).)

**First Year of Appropriation:** 2005

**Administering Agency:** Bureau of Justice Assistance (BJA)

**DOJ Strategic Goal and Objective**

**DOJ Strategic Goal 3:** Reduce Violent Crime and Promote Public Safety

**Strategic Objective 3.1:** Combat violent crime, promote safe communities, and uphold the rights of victims of crime

**Who Can Apply for Funding and How Funds Are Distributed:**

| Activity  | Who Can Apply for Funding  | Award Type  | Amounts  |
|---|--|---|--|
| Formula Grants to States                              | States, the District of Columbia, the Commonwealth of Puerto Rico, the Northern Mariana Islands, the U.S. Virgin Islands, Guam, and American Samoa | Grants available for four years   | Determined by formula based on population and violent crime statistics |
| Formula Grants to Local Governments and Indian Tribes | Units of local government and federally recognized Indian tribes.  | Awards more than \$25,000 for four years<br>Awards less than \$25,000 for two years | Determined by formula based on population and violent crime statistics |

**Program Goals**

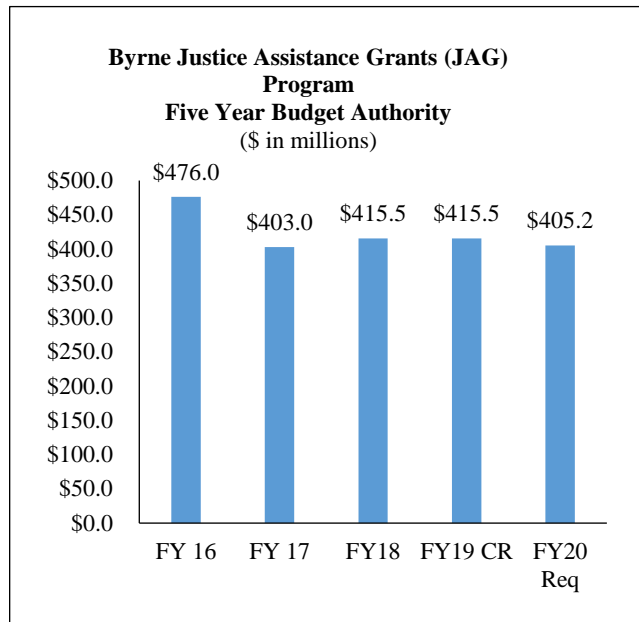
In 2018, BJA encouraged states, territories, units of local government (including tribal government) to fund projects focused on addressing challenges in the areas of reducing gun violence, officer safety and wellness, border security, and collaborative prosecution. The use of funding towards compliance with the National Incident Based

Reporting System (NIBRS) was mandatory for direct recipients if the entity was not already certified as compliant by the FBI.

### **Accomplishments**

The [JAG Activity Report](#) is based on data submitted by grantees through BJA’s Performance Measurement Tool (PMT) and highlights award data, including information about how funds were allocated and used. The most recent report is for 2014-2016, and was issued in September 2018.

[BJA’s Success Stories webpage](#) currently features projects that grantees have indicated have demonstrated success or shown promise in reducing crime and positively impacting communities. This web page is a valuable resource for states, localities, territories, tribes, and criminal justice professionals who seek to identify and learn about JAG and other successful BJA-funded projects advancing innovation, crime reduction, and evidence-based practices.



### **Application and Award History**

| (\$ in millions)  | FY 2016 <sup>1/</sup> | FY 2017               | FY 2018               | FY 2019 CR | FY 2020 Request |
|---|-----------------------|-----------------------|-----------------------|------------|-----------------|
| Amount Available for Funding                                  | \$438.5               | \$403.0               | \$415.5               | \$415.5    | \$402.5         |
| Total Funding Awarded <sup>^</sup>                            | \$363.7               | \$254.4 <sup>2/</sup> | \$256.0 <sup>2/</sup> | TBD        | TBD             |
| <i>Formula Grants to States and Territories:</i>              |                       |                       |                       |            |                 |
| Funding Awarded   | \$179.6               | \$174.5               | \$176.8               | TBD        | TBD             |
| Number of Eligible Applicants                                 | 56                    | 56                    | 56                    | TBD        | TBD             |
| Number of Awards  | 56                    | 56                    | 56                    | TBD        | TBD             |
| <i>Formula Grants to Local Governments and Indian Tribes:</i> |                       |                       |                       |            |                 |
| Funding Awarded   | \$84.3                | \$79.2                | \$79.2                | TBD        | TBD             |
| Number of Eligible Applicants                                 | 1,162                 | 1,131                 | 1,148                 | TBD        | TBD             |
| Number of Awards  | 1,011                 | 937                   | 881                   | TBD        | TBD             |

<sup>^</sup> Does not include funds used for management and administration, peer review, or other authorized purposes

<sup>1/</sup> In FY 2016, there was a carve-out of \$100 million to support Presidential Nominating Conventions. This total includes those awards.

<sup>2/</sup> A select number of FY 2017 and 2018 JAG formula grants have not been released to grantees as a result concerns regarding compliance with federal immigration laws and ongoing litigation related to these matters.

**For additional information, please visit the [Byrne Justice Assistance Grants](#) web page.**

## OFFICE OF JUSTICE PROGRAMS

### Program Name: Capital Case Litigation Initiative and Upholding the Rule of Law and Preventing Wrongful Convictions Program (formerly Wrongful Conviction Review)

#### Funding

FY 2020 Request\*:       \$3.0M  
 FY 2019 CR:             \$3.0M

\*Funded as a carveout under the Byrne Justice Assistance Grants (JAG) program in FY 2020.

#### Program Description

**Purpose:** The Capital Case Litigation Initiative improves the quality and effectiveness of legal representation in death penalty cases through training for both the prosecutors who represent the public and the defense attorneys who represent indigent defendants in state capital cases.

This program supports a funding carve-out for the Post-Conviction Claims of Innocence Review program. This program seeks to evaluate specific judicial outcomes and assess prospective risk factors that might impact a wrongful conviction or acquittals.

**Authorizing Legislation:** Innocence Protection Act of 2004 (part of the Justice for All Act of 2004) and current appropriations acts. (34 U.S.C. §60301 and 60302)

**First Year of Appropriation:** 2006

**Administering Agency:** Bureau of Justice Assistance (BJA)

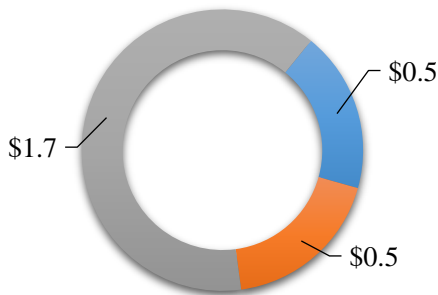
#### DOJ Strategic Goal and Objective

**DOJ Strategic Goal 3:** Reduce Violent Crime and Promote Public Safety

**Strategic Objective 3.1:** Combat violent crime, promote safe communities, and uphold the rights of victims of crime

#### FY 2018 Activities Chart

(\$ in millions)



- Capital Case Litigation TTA
- Wrongful Conviction TTA
- Wrongful Conviction Review Grants

#### **Who Can Apply for Funding and How Funds Are Distributed:**

| Activity                                   | Who Can Apply for Funding  | Award Type                             | Amounts             |
|--|--|--|---------------------|
| Capital Case Litigation Improvement        | Public or non-profit organizations, and institutions of higher education with expertise in capital case defense and providing training on death penalty cases.   | Competitive grants for up to 24 months | \$250,000–\$300,000 |
| Post-Conviction Claims of Innocence Review | Public and non-profit organizations dedicated to exonerating the innocent, institutions of higher learning, state or local public defender offices, and non-profit organizations and for-profit entities with expertise in representing wrongfully convicted defendants. | Competitive grants for up to 24 months | Up to \$250,000     |

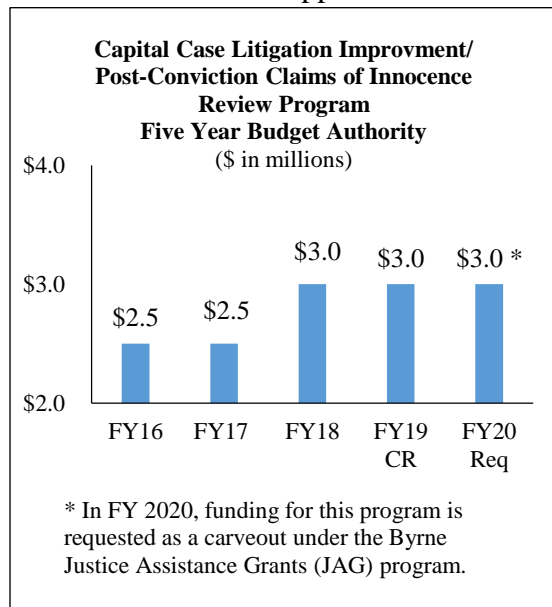
#### **Program Goals**

The goals of the Capital Case Litigation Improvement Program are to:

- Increase the number of prosecutors and defense attorneys trained in capital case procedures and strategies.
- Improve the quality of legal representation provided to indigent defendants in state capital cases through a state-based training program that serves to improve an “effective system.”
- Enhance the ability of prosecutors to effectively represent the public in state capital cases.

The goals of the Upholding the Rule of Law and Preventing Wrongful Convictions Program are to:

- Strategically review cases of post-conviction and appeals claims of innocence with a focus on those at greatest risk for error.
- Establish or enhance partnerships, where appropriate, to enhance the prevention of wrongful convictions and apply a strategic review of individual post-conviction claims of innocence and appeals.
- Identify, whenever possible, the actual perpetrator of the crime to improve litigation representation and reliability of verdicts, and to provide high quality and efficient representation for defendants with post-conviction claims of innocence.



**Accomplishments**

- Post-Conviction Claims of Innocence Review funds have led directly or indirectly to the exoneration of 25 innocent people who were wrongly convicted. More than 20 actual perpetrators have been identified.
- This funding has greatly increased grantees’ ability to screen and investigate claims of innocence more effectively and quickly, eliminating or reducing case backlogs that were often significant.
- Increased staff support allowed grantees to recruit and supervise more law students and volunteer lawyers to assist in case screening, investigation, and litigation, thereby multiplying the impact of the grant funds.
- Grantees have been able to pursue potential cases of wrongful conviction in many remote and rural jurisdictions that have historically been underserved by innocence efforts.

**Application and Award History**

**Capital Case Litigation Improvement (CCLI)**

| (\$ in millions)  | FY 2016 | FY 2017 | FY 2018 | FY 2019 CR | FY 2020 Request |
|---|---------|---------|---------|------------|-----------------|
| Amount Available for Funding for both CCLI and Post-Conviction Claims of Innocence Review | \$2.2^  | \$2.5^  | \$2.7^  | \$3.0      | \$3.0           |
| Total Funding Awarded   | \$0.4   | \$0.1   | \$0.5   | TBD        | TBD             |
| Number of Applications  | 1       | 1       | 2       | TBD        | TBD             |
| Number of awards  | 1       | 1       | 2       | TBD        | TBD             |

**Post-Conviction Claims of Innocence Review**

| (\$ in millions)                  | FY 2016 | FY 2017 | FY 2018 | FY 2019 CR | FY 2020 Request |
|-----------------------------------|---------|---------|---------|------------|-----------------|
| Total Funding Awarded             | \$1.8   | \$2.2   | \$2.2   | TBD        | TBD             |
| Number of Applications            | 27      | 27      | 16      | TBD        | TBD             |
| Number of awards                  | 8       | 6       | 8       | TBD        | TBD             |
| Percentage of Applications Funded | 30%     | 22%     | 50%     | TBD        | TBD             |

^Amount Available for Funding does not include funds used for management and administration, peer review, or other authorized purposes.

**For additional information, please visit: [Capital Case Litigation Initiative \(CCLI\) and the Upholding the Rule of Law and Preventing Wrongful Convictions Program.](#)**

**OFFICE OF JUSTICE PROGRAMS**

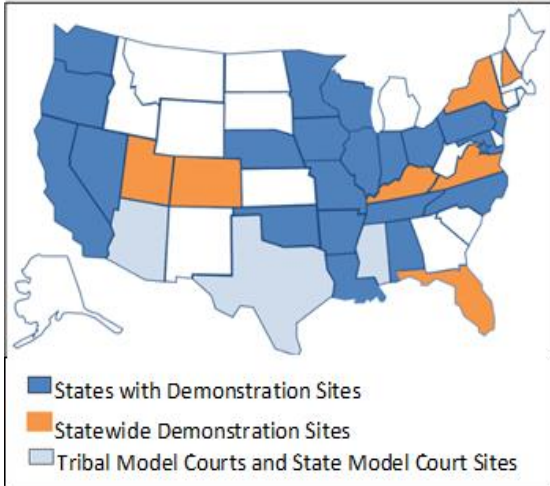
**Program Name: Child Abuse Training for Judicial and Court Personnel**

**Funding**

FY 2020 Request: \$2.0M  
 FY 2019 CR: \$2.0M

**Program Description**

**Purpose:** To improve the judicial system’s handling of child abuse, neglect, and related cases including cases of children who are victims of commercial sexual exploitation and sex trafficking.



The program provides judicial, legal, and social service professionals with training and technical assistance to enhance their understanding of child abuse issues and reduce the length of time children spend in the system.

**Authorizing Legislation:** The Victims of Child Abuse (VOCA) Act, 34 U.S.C. § 20334(a)

**First Year of Appropriation:** 1992

**Administering Agency:** Office of Juvenile Justice and Delinquency Prevention (OJJDP)

**DOJ Strategic Goal and Objective**

**DOJ Strategic Goal 3:** Reduce Violent Crime and Promote Public Safety

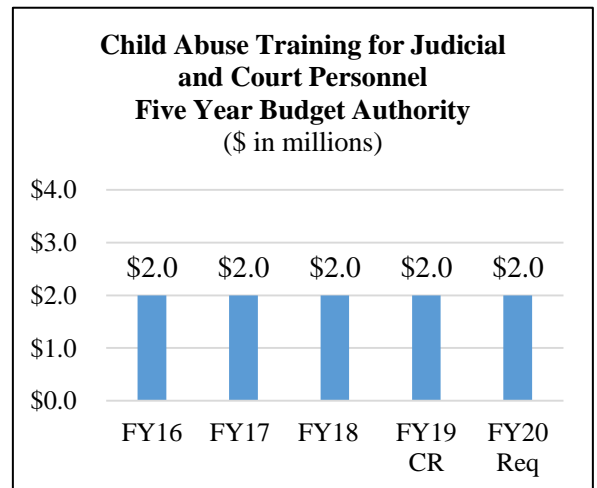
**Strategic Objective 3.1:** Combat violent crime, promote safe communities, and uphold the rights of victims of crime

**Who Can Apply for Funding:** State courts or judicial administrators and national organizations that have broad membership among juvenile and family court judges and have demonstrated experience in providing training and technical assistance for judges, attorneys, child welfare personnel, and child advocates. For-profit organizations must agree to forgo any profit or management fee.

**How Funds are Distributed:** Through a competitive process, awards are made as cooperative agreements for up to \$1.8 million for 12 months. If the awardee demonstrates significant progress toward achieving project goals, OJJDP may provide supplemental funding, in certain cases, for two additional years.

**Program Goals**

- Combat victimization, with a focus on human trafficking.
- Improve the judicial system's handling of child abuse, neglect, and related cases (including cases of children who are victims of commercial sexual exploitation and sex trafficking).
- Develop training and technical assistance (TTA) that supports a model of coordinated case management by the courts, which is informed by juvenile and family court personnel, attorneys, law enforcement professionals, social workers, probation officers, and families.



- Implement evidence-based practices to improve the juvenile and family courts' handling of child abuse, neglect, and related cases.
- Develop and deliver training and technical assistance to judicial personnel and attorneys in juvenile and family courts.

**Accomplishments**

- OJJDP’s current training and technical assistance provider for the Child Abuse Training for Judicial and Court Personnel program, the National Council of Juvenile and Family Court Justices (NCJFCJ) is the nation’s oldest judicial membership organization with approximately 1,600 members and associates. The NCJFCJ Child Abuse and Neglect Team have extensive experience and expertise in legal, court administration, academic, and direct service fields. This team currently serves the needs of the Project ONE Courts, Tribal Model Courts, Mentor Model Courts, and Implementation Sites.
- NCJFCJ researchers have created a framework to advance the emerging field of trauma-informed justice. The overarching goal of a trauma consultation is to provide courts with information on how to improve the experiences of the children and families they serve, as well as to assist courts in reducing the secondary trauma that professionals who work in this field often experience. To date, NCJFCJ has conducted more than 35 trauma consultations in state and tribal jurisdictions, providing feedback on how they can become more trauma-responsive.
- NCJFCJ has held nine National Judicial Institutes on Domestic Child Sex Trafficking with over 200 judicial officials trained. The two and half day trainings are led by a faculty team of experienced judges and other experts from across the country and provide judicial officials an opportunity to expand their knowledge of trafficking risk factors, victim identification, effective intervention strategies, and cultural considerations. Additional Institutes will occur throughout 2019.

**Application and Award History**

| (\$ in millions)                  | FY 2016 | FY 2017 | FY 2018 | FY 2019 CR | FY 2020 Request |
|-----------------------------------|---------|---------|---------|------------|-----------------|
| Amount Available for Funding      | \$1.8^  | \$1.7^  | \$1.8^  | \$2.0      | \$2.0           |
| Total Funding Awarded             | \$1.8   | \$1.7   | \$1.8   | TBD        | TBD             |
| Number of Applications            | 1       | 1       | 1       | TBD        | TBD             |
| Number of Awards                  | 1       | 1       | 1       | TBD        | TBD             |
| Percentage of Applications Funded | 100%    | 100%    | 100%    | TBD        | TBD             |

^Amount of appropriated funds minus funds used for management and administration, peer review, or other authorized purposes.

**For additional information, please visit the [OJJDP website](#).**



## OFFICE OF JUSTICE PROGRAMS

### Program Name: Children of Incarcerated Parents Demonstration Program

#### Funding

FY 2020 Request: \$5.0M  
FY 2019 CR: \$5.0M

Note: This program has been funded as a carve-out of the Second Chance Act.



#### Program Description

**Purpose:** To reduce violent crime, protect law enforcement (correctional officers), and reduce recidivism by supporting services to states and localities for incarcerated parents and their minor children.

This program aims to:

- Reduce incarcerated parents' behavioral infractions during incarceration and recidivism post-release;
- Improve outcomes for incarcerated parents, their children, and family members;
- Promote responsible parenthood;
- Promote and expand services in detention and correctional facilities to incarcerated individuals who have children under the age of 18; and
- Provide states and localities with funding to implement positive family engagement strategies and activities that address the needs of incarcerated parents with minor children.

OJJDP makes grants to address the needs of incarcerated parents and their children, including reentry and transitional services for incarcerated parents that focus on incorporating parental responsibility.

**Authorizing Legislation:** Section 211 of the Second Chance Act, P.L. 110-199

**First Year of Appropriation:** 2014

**Administering Agency:** Office of Juvenile Justice and Delinquency Prevention (OJJDP) and the Bureau of Justice Assistance (BJA)

#### DOJ Strategic Goal and Objective

**DOJ Strategic Goal 3:** Reduce Violent Crime and Promote Public Safety

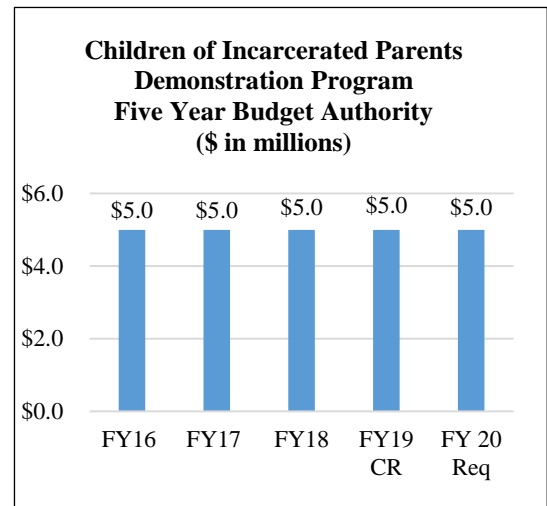
**Strategic Objective 3.1:** Combat violent crime, promote safe communities, and uphold the rights of victims of crime

**Who Can Apply for Funding:** States (including territories) and units of local government.

**How Funds are Distributed:** Through a competitive process, up to eight grant awards ranging from \$500,000 to \$750,000 for 36 months.

**Program Goals**

- Develop strategies and approaches to strengthen the relationships between incarcerated parents and their children.
- Reduce the incarcerated parent’s behavioral infractions during incarceration and recidivism post-release.
- Foster positive youth development for children of incarcerated parents. These services may include, but are not limited to, mentoring for these children.
- Develop innovative approaches that will enhance child/parent communication, such as the use of tele-visiting, emailing, letter writing, audio recordings, and transportation assistance for in-person visits.



**Accomplishments**

In FY 2018, OJJDP funded 10 states and localities. The purpose of these awards is to provide a wide array of case-management services to incarcerated parents and their minor children. These services include mentoring and transitional reentry services, effective parenting skills development, and parent/child relationship engagement. States and localities served by the grant awards include New Jersey Department of Corrections; Oregon Department of Corrections; Ohio Department of Youth Services; City of Norfolk (VA); Allegheny County (PA); Maryland Governor’s Office of Crime Control and Prevention; Miami-Dade County (FL); Dorchester County Health Department (MD); Virginia Department of Corrections; and Los Angeles County (CA).

**Application and Award History**

| (\$ in millions)                  | FY 2016 | FY 2017 | FY 2018 | FY 2019 CR | FY 2020 Request |
|-----------------------------------|---------|---------|---------|------------|-----------------|
| Amount Available for Funding^     | \$4.3^  | \$4.2^  | \$4.5^  | \$5.0      | \$5.0           |
| Total Funding Awarded             | \$2.8   | \$6.4*  | \$7.1*  | TBD        | TBD             |
| Number of Applications            | 139     | 0**     | 37      | TBD        | TBD             |
| Number of Awards                  | 8       | 18      | 10      | TBD        | TBD             |
| Percentage of Applications Funded | 6%      | 19%     | 27%     | TBD        | TBD             |

^ This program is funded as a carve-out of the Second Chance Act. Amount does not include funds used for management and administration, peer review, or other authorized purposes.

\* In FYs 2017 and 2018, funding from the Second Chance Act Program (34 U.S.C. 10631; Pub. L. No. 115–141, 132 Stat. 348, 423) was used to supplement appropriated funding for awards under this program.

\*\*In FY 2017, OJJDP made 18 new awards from the original applications received in response to the FY 2016 solicitation. This brings the percentage of applications funded as a result of the original FY 2016 solicitation to 19%.

**For additional information, please visit: <http://www.ojjdp.gov/>.**

**OFFICE OF JUSTICE PROGRAMS**  
**Program Name: Children of Incarcerated Parents Web Portal**

**Funding**

|                  |        |
|------------------|--------|
| FY 2020 Request: | \$0.5M |
| FY 2019 CR:      | \$0.5M |

**Program Description**

**Purpose:** To support [www.youth.gov](http://www.youth.gov), a publicly accessible website that consolidates information regarding federal resources, grant opportunities, best and promising practices, and ongoing government initiatives that address and support children of incarcerated parents and their caregivers.

**Administering Agency:** Department of Health and Human Services (HHS)

**DOJ Strategic Goal and Objective**

**DOJ Strategic Goal 3:** Reduce Violent Crime and Promote Public Safety

**Strategic Objective 3.1:** Combat violent crime, promote safe communities, and uphold the rights of victims of crime

**How Funds are Distributed:** OJJDP provides the funds to HHS via an inter-agency agreement.


**Program Goals**

OJJDP’s work in the area of Children of Incarcerated Parents (COIP) supports the Attorney General’s priority of reducing violent crime by providing support and resources to law enforcement and correctional personnel, public schools, child welfare agencies, parents, and caregivers. Funding assists in developing capacity to effectively provide support to children of incarcerated parents who may experience negative mental, social, physical, emotional, and financial impacts as a result of their parents’ incarceration, thus increasing the possibility of antisocial behavior and involvement in crime.

Since FY 2014, OJJDP has invested in the development of the COIP Portal housed on the youth.gov website. This website serves as a central repository for resources for parents and caregivers, law enforcement and corrections personnel, school administrators and teachers, and child welfare/social work clinical professionals. These resources include promising strategies and practices that have been proven effective through rigorous evaluation and online publication of essential information to support effective programs for youth in the form of toolkits, guides, federal publications, links to technical assistance centers, videos and podcasts, articles, webinars, and program profiles.

**Program Accomplishments**

- In June 2018, youth.gov posted a video and discussion guide for social workers who may come in contact with children of incarcerated parents. They are intended for the larger world of social work, including those who work in clinical settings, community and faith based organizations, schools, child welfare, juvenile justice, adult corrections, etc. Professional social workers contributed to the planning and content and several are featured in the video.
- Also in June 2018, youth.gov posted a video and discussion guide for school staff who provide direct support and services to students, teachers, administrators, and support staff (e.g., school social worker, psychologist,



guidance counselor, librarian, cafeteria worker, custodian, bus driver). School staff contributed to the planning and content and several are featured in the video.

- A series of guides is being developed to inform families about what to expect when their family member is involved with the criminal justice system: one focuses on the incarceration stage and one on the reentry stage. HHS is also creating a corresponding resource list.
- In addition to these accomplishments, the project consistently maintains the COIP community of practice list serve and subscription database; updates and maintains the COIP website as needed; and provides servers and technical and hosting support.

### **Application and Award History**

| (\$ in millions)              | FY 2016 | FY 2017 | FY 2018 | FY 2019<br>CR | FY 2020<br>Request |
|-------------------------------|---------|---------|---------|---------------|--------------------|
| Amount Available for Funding* | \$0.5^  | \$0.4^  | \$0.5^  | \$0.5         | \$0.5              |
| Total Funding Awarded**       | \$0.4   | \$0.4   | \$0.4   | TBD           | TBD                |

\* In FYs 2016- 2020, this program is funded as a carve-out of the Delinquency Prevention Program.

\*\* All funding is transferred to HHS to maintain the website.

^ Amounts do not include funds used for management and administration, peer review, or other authorized purposes.

**For additional information, please visit: [youth.gov/youth-topics/children-of-incarcerated-parents](https://youth.gov/youth-topics/children-of-incarcerated-parents).**

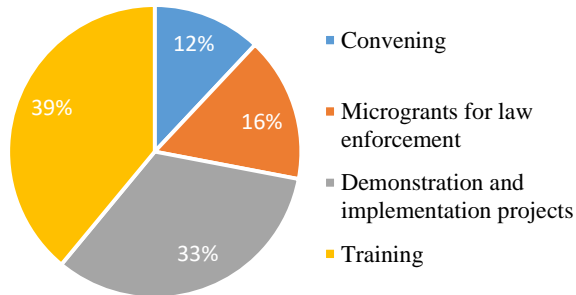
**OFFICE OF JUSTICE PROGRAMS**  
**Program Name: Community Policing Development (CPD)**

**Funding**

FY 2020 Request: \$ 8.0M  
 FY 2019 CR: \$10.0M

Note: This program is funded as a carveout under the COPS Hiring Program.

**FY 2017 CPD Awards by Project Type**



**Program Description**

**Purpose:** This program develops the capacity of law enforcement to implement community policing strategies by providing resources to develop and implement innovative crime and violence reduction initiatives; to capture those experiences about effective law enforcement and community policing practices and outcomes so that they can be shared across the law enforcement profession; and to support new, creative approaches to preventing crime and promoting safe communities.

**Authorizing Legislation:** Public Safety Partnership and Community Policing Act of 1994 (34 U.S.C. § 10381)

**First Year of Appropriation:** 1995

**Administering Agency:** Office of Community Oriented Policing Services (COPS)

**DOJ Strategic Goal and Objective**

**DOJ Strategic Goal 3:** Reduce Violent Crime and Promote Public Safety

**Strategic Objective 3.1:** Combat violent crime, promote safe communities, and uphold the rights of victims of crime

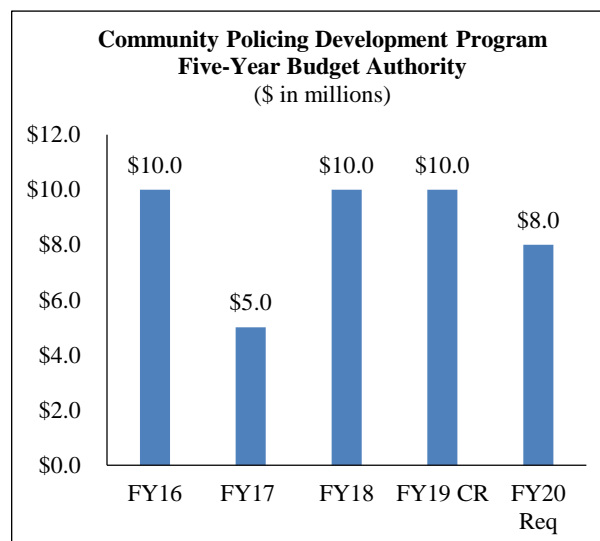
**Who Can Apply for Funding and How Funds Are Distributed:**

| Activity   | Who can apply for funding  | Award Type                        | Length of Award | Amounts (Up to) |
|--|--|-----------------------------------|-----------------|-----------------|
| Law Enforcement Field-Initiated Microgrants                          | State, local, and tribal law enforcement agencies with primary law enforcement authority   | Grant                             | 12 months       | \$100,000       |
| Innovative Law Enforcement Demonstration and Implementation Projects | Public governmental agencies, profit and nonprofit institutions, institutions of higher education, community groups, and faith-based organizations | Cooperative Agreement             | 24 months       | \$500,000       |
| Critical and Emerging Issues in Law Enforcement Convening Projects   | Public governmental agencies, profit and nonprofit institutions, institutions of higher education, community groups, and faith-based organizations | Contract or Cooperative Agreement | 24 months       | \$500,000       |
| Law Enforcement Training on Critical Topics                          | Public governmental agencies, profit and nonprofit institutions, institutions of higher education, community groups, and faith-based organizations | Cooperative Agreement             | 24 months       | \$500,000       |

## Program Goals

To provide law enforcement with a comprehensive repository of guidance, training, and technical assistance resources that enhance their ability to address crime in their communities. Community Policing Development (CPD) projects typically include:

- **Law Enforcement Field-Initiated Microgrants:** This initiative supports the implementation of innovative crime reduction strategies by state, local, and tribal law enforcement agencies. It offers real-world “test-beds” for innovative initiatives to address critical needs, including peer support for officer safety and wellness, human trafficking, hate crimes, recruitment and hiring, critical incident after-action reviews, and child and youth engagement.
- **Innovative Law Enforcement Demonstration and Implementation Projects:** These projects help develop, implement, and document larger scale innovative projects, often involving multiple agencies working to address significant crime and public safety issues in innovative ways that support the replication of different models across the policing profession. Topics could include strengthening officer recruitment and hiring efforts, innovative community policing efforts that support crime reduction, using technology to target crime, promoting effective officer safety and wellness efforts, and strengthening child and youth engagement.
- **Critical and Emerging Issues in Law Enforcement Convening Projects:** The COPS program leverages its ability to convene law enforcement and critical stakeholders on emerging and vital issues facing policing, document discussions for national dissemination, and address topics related to priorities of the Attorney General and Administration. Topics for convenings that are under consideration to occur during FY 2019 include officer wellness and resiliency, next generation of active shooter training, law enforcement use of drone technologies, decision-making and judgment in law enforcement, homelessness and mental health, retention and morale, and sentencing and impact on policing.
- **Law Enforcement Training on Critical Topics:** This program allows the office to be responsive to some of the most significant training needs of the field, supporting the development and delivery of both classroom and online training free of charge to law enforcement agencies nationwide. Topics focus on priorities of the Attorney General and Administration and those identified by the field as necessary. Topics for training that are under consideration to occur during FY 2019 include leadership for first-line supervisors, law enforcement response to persons with mental illness, and connecting with children and youth.



## Accomplishments

**Law Enforcement Field-Initiated Microgrants:** In FY 2017, this program provided funding to eight agencies to implement innovative projects to improve officer wellness, address the opioid crisis, and recruit and hire officers. Lessons learned from microgrant experiences are also disseminated to the field as part of promoting promising practices that allow for law enforcement agency-to-agency sharing about what works.

**Innovative Law Enforcement Demonstration and Implementation Projects:** Through demonstration projects and case studies related to innovative efforts, this program has been able to support and facilitate the collection and dissemination of information about critical topics that law enforcement agencies nationwide can use to improve

their crime reduction and public safety efforts. These projects led to the development of practitioner-friendly case study publications and reports: nearly eight million of these publications have been distributed to law enforcement agencies and stakeholders across the country in electronic and hard copy format. In FY 2018, 30 publications were developed around topics including officer safety and resiliency, building community partnerships, preventing violent crime, and recruiting and hiring officers. More than 65,000 publications were distributed in FY 2018. Frequently requested releases include: *Breaking the Silence on Law Enforcement Suicides*; *Drug Endangered Children: Resources for Law Enforcement*; *Preparing for the Unimaginable: How Chiefs Can Safeguard Officer Mental Health Before and After Mass Casualty Events*; and *Improving Law Enforcement Resilience*.

**Critical and Emerging Issues in Law Enforcement Convening Projects:** These forums and meetings allow the DOJ and the COPS Office to convene law enforcement agencies, stakeholder organizations, criminal justice practitioners, and policy makers from around the country to gain perspectives on critical issues impacting the law enforcement field. Through these meetings, senior law enforcement leaders and others identify and discuss promising practices to those issues, and develop a road map for future needs and work. The COPS Office conducted forums in FY 2018 on topics including issues facing rank-and-file officers and officer health and resiliency.

**Law Enforcement Training on Critical Topics:** This program supported the development and delivery of critical training curricula, such as fundamentals of community policing, conducting investigations, procedural justice, veteran de-escalation, drug-endangered children, police officer training, and school resource officer training. These curricula are responsive to the training needs within the field and are provided free of charge to law enforcement agencies. In 2018, an estimated 9,000 law enforcement officers received training at no cost through the program, and cost the government less than \$100 per officer trained. Classroom training sessions supported by this program have received an average index rating of four out of five by participants. In addition, pre- and post-test training evaluations that are given to all students demonstrate an increase in the average knowledge and understanding of course participants of 37 percent for in-person training, and 28 percent for online training.

### Application and Award History

| (\$ in millions)                  | FY 2016              | FY 2017             | FY 2018*             | FY 2019<br>CR | FY 2020<br>Request |
|-----------------------------------|----------------------|---------------------|----------------------|---------------|--------------------|
| Amount available for funding      | \$10.0M <sup>^</sup> | \$5.0M <sup>^</sup> | \$10.0M <sup>^</sup> | \$10.0M       | \$8.0M             |
| Total funding awarded             | \$8.5M               | \$3.6M              |                      | TBD           | TBD                |
| Average award amount              | \$0.19M              | \$0.19M             | TBD                  | TBD           | TBD                |
| Number of applications            | 278                  | 168                 | TBD                  | TBD           | TBD                |
| Number of awards                  | 66                   | 18                  | TBD                  | TBD           | TBD                |
| Percentage of applications funded | 24%                  | 11%                 | TBD                  | TBD           | TBD                |

<sup>^</sup> Total funding awarded excludes amounts used for management and administration, peer review, carveout programs, or other authorized purposes. For FY 2019 and FY 2020, the total funding request for the CPD program is shown.

\*This total represents awards made to support CPD demonstration and implementation projects, critical and emerging issues convening projects; and law enforcement training in FY 2018. Release of the CPD microgrants solicitation is on hold related to a nationwide injunction regarding immigration enforcement provisions included in the 2017 CPD solicitation that was issued by a U.S. District Court on April 12, 2018. The FY 2018 CPD microgrants solicitation and awards process will remain on hold while the Department’s legal appeal against this injunction is considered.

**For additional information, please visit the [Community Policing Development](#) web page.**

**OFFICE OF JUSTICE PROGRAMS**

**Program Name: Sexual Assault Kit Initiative (SAKI)**

**(formerly known as Community Teams to Address the Sexual Assault Kit Backlog)**

**Funding**

FY 2020 Request: \$47.5M  
 FY 2019 CR: \$47.5M

**Program Description**

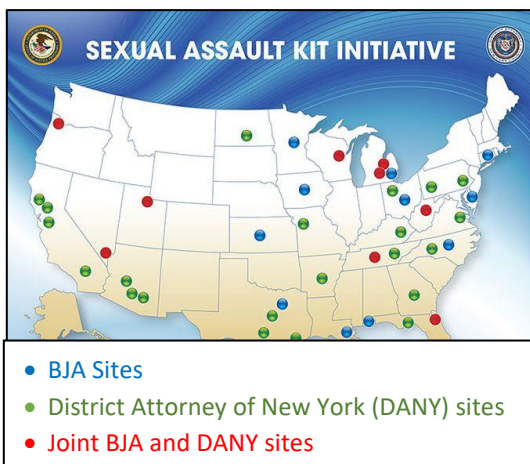
**Purpose:** To ensure just resolution to sexual assault cases associated with sexual assault kits (SAKs) in law enforcement custody that have never been submitted to a crime laboratory for Combined DNA Index System (CODIS)-eligible DNA testing.

The National Sexual Assault Kit Initiative (SAKI) Training and Technical Assistance Program provides direct assistance to support law enforcement with the investigation of future, new, active, and old inactive cases in order to solve and reduce violent crimes.

In FY 2020, the President’s budget proposes language to allow funds to be used for cold cases that are not directly related to sexual assault cases as part of a larger effort to address all violent crime.

**Authorizing Legislation:** Created through Department of Justice appropriations acts

**First Year of Appropriation:** 2015



**Administering Agency:** Bureau of Justice Assistance (BJA)

**DOJ Strategic Goal and Objective**

**DOJ Strategic Goal 3:** Reduce Violent Crime and Promote Public Safety

**Strategic Objective 3.1:** Combat violent crime, promote safe communities, and uphold the rights of victims of crime

**Who Can Apply for Funding and How Funds Are Distributed:**

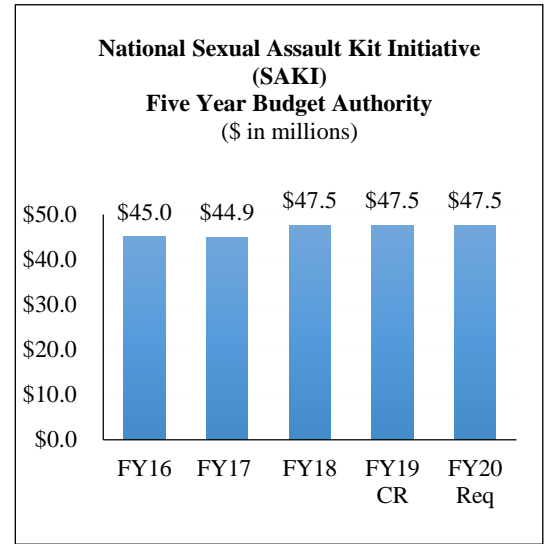
| Activity                               | Who Can Apply for Funding  | Award Type             | Amounts                         |
|--|--|------------------------|---------------------------------|
| National Sexual Assault Kit Initiative | State, local, and tribal law enforcement agencies and prosecutor’s offices, or a governmental non-law enforcement agency acting as fiscal agent on their behalf.   | Grants                 | Up to \$3 million for 36 months |
| SAKI Training and Technical Assistance | For-profit organizations, nonprofit organizations, faith-based and community organizations, institutions of higher education, and consortiums with demonstrated experience providing national and local-level training and technical assistance. For-profit organizations must agree to waive any profit or fees for services. | Cooperative agreements | Up to \$6 million for 36 months |

**Program Goals**

- Reduce the number of unsubmitted sexual assault kits by implementing a comprehensive, multidisciplinary plan to inventory, test, and track sexual assault kits through to final adjudication.
- Improve protocols, technology, and management systems for effective investigation and prosecution of sexual assault kits cases.



- Improve victim notification protocols to enhance victim services and support victims of sexual assault.
- Expand the scope of SAKI to include all violent crime cold cases to ensure law enforcement with cold case backlogs (especially homicides) would have access to: forensic testing, crime analysis, subject matter experts, technical resources, training and education, and support to implement/sustain local or state cold case units. This expansion would help agencies resolve more cold cases thereby increasing both public safety and providing long awaited answers for survivors and their families.



**Accomplishments**

- As of June 30, 2018, approximately 53,929 unsubmitted sexual assault kits have been identified. As of June 2018, 42,484 of these SAKs have been sent for DNA testing with SAKI funds, and 5,001 Combined DNA Index System (CODIS) hits have already been obtained.
- SAKI’s impact also stretches beyond forensic testing:
  - The Flint (Michigan) Police Department is using SAKI funding to test previously unsubmitted SAKs and hold offenders accountable. As of December 2018, 37 suspects have been arrested.
  - In Georgia, DNA from a previously untested SAK identified a serial sexual offender. He has now been indicted for a series of sexual assaults that occurred between 2001 and 2005.
  - DNA testing funded by SAKI led to the arrest of a serial sexual offender and killer in Dallas.
  - The Utah Department of Public Safety and Commission on Criminal and Juvenile Justice launched a statewide evidence tracking system which enables survivors to access real-time information about their SAK testing and case.
- Under SAKI’s Lawfully Owed DNA projects, which aims to collect DNA from offenders or arrestees who slipped through the system, Cuyahoga County (Ohio) has already collected buccal swabs from more than 500 probationers whose DNA was not in the state database. This resulted in 21 matches to evidence from crime scenes included in CODIS, including two murders and seven sexual assaults.

**Application and Award History**

| (\$ in millions)             | FY 2016 | FY 2017 | FY 2018 | FY 2019 CR | FY 2020 Request |
|------------------------------|---------|---------|---------|------------|-----------------|
| Amount Available for Funding | \$40.6^ | \$37.3^ | \$42.9^ | \$47.5     | \$47.5          |
| Total Funding Awarded        | \$36.4  | \$35.3  | \$42.9  | TBD        | TBD             |
| Number of Applications       | 37      | 29      | 38      | TBD        | TBD             |
| Number of awards             | 27      | 22      | 32      | TBD        | TBD             |

^Amount does not include funds used for management and administration, peer review, or other authorized purposes.

**For additional information, please visit: [The National Sexual Assault Kit Initiative](#) and [sakitta.org](#).**

**OFFICE OF JUSTICE PROGRAMS**

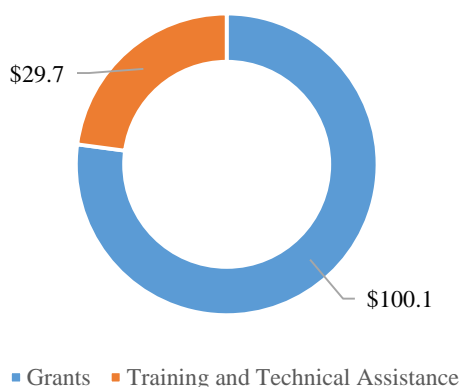
**Program Name: Comprehensive Opioid Abuse Program (COAP)**

**Funding**

FY 2020 Request: \$145.0 M  
 FY 2019 CR: \$145.0 M

**FY 2018 Comprehensive Opioid Abuse Program Awards**

(\$ in millions)



**Program Description**

**Purpose:** This program provides grants and technical assistance to help state, local, and tribal governments effectively respond to the opioid abuse epidemic. Grant programs are designed to reduce opioid abuse and the number of overdose fatalities, as well as to mitigate the impacts on crime victims by supporting comprehensive, collaborative initiatives.

In FY 2020, the President’s budget proposes to expand the authorized uses of COAP funds to address both opioid and stimulant abuse reduction activities.

**Authorizing Legislation:** Comprehensive Addition and Recovery Act (CARA) of 2016 (Public Law 114-198)

**First Year of Appropriation:** 2017

**Administering Agency:** Bureau of Justice Assistance (BJA)

**DOJ Strategic Goal and Objective**

**DOJ Strategic Goal 3:** Reduce Violent Crime and Promote Public Safety

**Strategic Objective 3.1:** Combat violent crime, promote safe communities, and uphold the rights of victims of crime

**Who Can Apply for Funding and How Funds are Distributed:**

| Activity                      | Who Can Apply for Funding   | Award Type                       | Length of Award | Amounts (Up to)                                      |               |
|-------------------------------|---|----------------------------------|-----------------|--|---------------|
| Grants                        | Units of local government, state agencies and federally recognized Indian tribes (varies by category) | Competitive discretionary grants | 36 months       | Overdose Outreach                                    | \$800k        |
|                               |   |                                  |                 | Technology-assisted treatment                        | \$1 million   |
|                               |   |                                  |                 | Diversion and Alternative to Incarceration           | \$900k        |
|                               |   |                                  |                 | Statewide Planning, Coordination, and Implementation | \$1.3 million |
| Training/Technical Assistance | National and regional public and private entities   | Cooperative agreements           | 24 months       | Varies depending on the task                         |               |

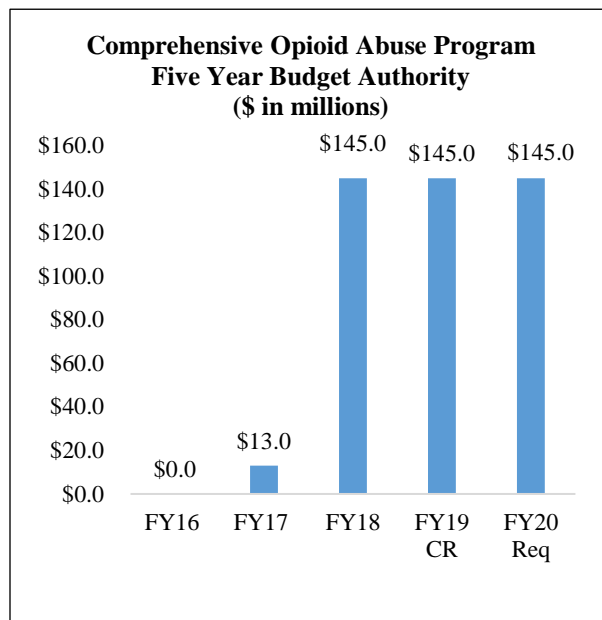
**(Note:** For more information on the Prescription Drug Monitoring Program, which is also included as a funding category under the annual COAP solicitation, please see the separate Prescription Drug Monitoring Program summary.)

## **Program Goals**

The program aims to reduce opioid abuse and the number of overdose fatalities, as well as to mitigate the impacts on crime victims by supporting comprehensive, collaborative initiatives.

## **Accomplishments**

- In FY 2017, a total of 27 awards were made in accordance with the administration’s priorities to strengthen communities, promote safety and combat the opioid epidemic. In FY 2018, 133 awards were made.
- In FY 2017 and FY 2018 combined:
  - 77 grant awards supported increased access to naloxone;
  - 49 grant awards established or expanded pre-arrest or post-arrest diversion programs for individuals who commit low level, non-violent offenses. This includes establishing a coordinated multi-disciplinary response team that includes law enforcement and other first responders, treatment providers, and/or peer recovery specialists;
  - 48 grant awards established or expanded court-based or prosecutor-based programs for low-level, non-violent offenders;
  - 29 grant awards implemented or expanded evidence-based treatment in jails and prisons and support services upon reentry;
  - 43 grant awards expanded models of public health, behavioral health, and public safety information sharing and collaboration at the state and local level; and
  - 9 grant awards, co-funded by BJA and the Office for Victims of Crime, provided support for children impacted by the opioid epidemic to help children cope with trauma and build resiliency.
- Building the evidence-base for opioids interventions is a priority for BJA. Forty-seven percent of all COAP grantees in FY 2017 and FY 2018 included a research partner in their project.
- Within the FY 2017 grantee cohort:
  - 988 people (friends and family of opioid users, overdose survivors, general public) have received training on the use of naloxone.
  - 11 grantees are providing recovery support services serving 3,006 people with opioid abuse issues. An additional 439 family members and friends of overdose survivors have been referred to services. Ninety-one percent of opioid users that have been in contact with these programs and have been referred to recovery support services started receiving those services.
  - 13 grantees are providing substance abuse treatment serving 729 people with opioid abuse issues. Eighty-eight percent of opioid users that have been referred to substance abuse treatment by the COAP-funded programs started receiving those services.



### Application and Award History

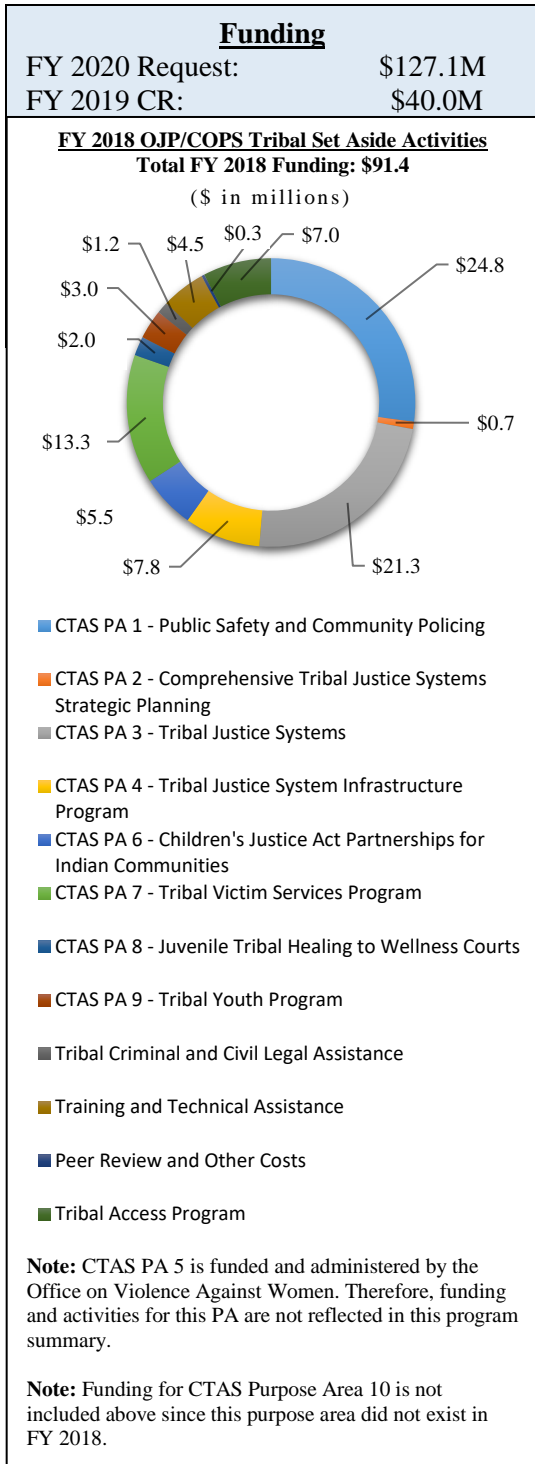
| <b>(\$ in millions)</b>           | <b>FY 2016</b> | <b>FY 2017</b> | <b>FY 2018</b> | <b>FY 2019<br/>CR</b> | <b>FY 2020<br/>Request</b> |
|-----------------------------------|----------------|----------------|----------------|-----------------------|----------------------------|
| Amount Available for Funding      | -              | \$11.9^        | \$134.8^       | \$145.0               | \$145.0                    |
| Total Funding Awarded             | -              | \$11.6         | \$129.8        | TBD                   | TBD                        |
| Number of Applications            | -              | 141            | 146            | TBD                   | TBD                        |
| Number of awards                  | -              | 27             | 133            | TBD                   | TBD                        |
| Percentage of Applications Funded | -              | 19%            | 91%            | TBD                   | TBD                        |

^ Amount does not include funds used for management and administration, peer review, or other authorized purposes.

**For additional information, please visit the COAP website at: [https://www.bja.gov/ProgramDetails.aspx?Program\\_ID=72](https://www.bja.gov/ProgramDetails.aspx?Program_ID=72).**

## OFFICE OF JUSTICE PROGRAMS

### Program Name: Coordinated Tribal Assistance Solicitation (CTAS) and Related Programs



### Program Description

**Purpose:** To assist tribes in improving the functioning of their justice systems and making their communities safer. OJP's CTAS-related tribal programs<sup>1</sup>, as well as its tribal justice assistance programs outside of CTAS, are supported by funding from the Tribal Assistance, Tribal Youth, and Drug Courts programs, as well as the Crime Victims Fund. Programs and purpose areas under CTAS include:

#### CTAS Purpose Area 1: Public Safety and Community Policing

Provides resources to address the most serious tribal law enforcement needs, increase tribal law enforcement capacity, implement or enhance community policing strategies, and engage in law enforcement strategic planning. (Funded and administered by COPS in FYs 2018 and 2019 and by OJP in FY 2020)

#### CTAS Purpose Area 2: Comprehensive Tribal Justice Systems Strategic Planning

Develops a comprehensive, justice system-wide strategic plan that identifies the priority needs of a tribe's justice system and outlines detailed strategies to address the needs of the tribe. (Funded and administered by BJA)

#### CTAS Purpose Area 3: Tribal Justice Systems

Provides key funding to tribal justice systems to develop, support, and enhance tribal justice systems and the prevention of violent crime and crime related to opioid, alcohol, and other substance abuse. (Funded and administered by BJA)

#### CTAS Purpose Area 4: Tribal Justice System Infrastructure Program

Renovates, expands, or replaces justice system facilities on tribal lands used for the rehabilitation and/or incarceration of offenders subject to tribal jurisdiction as well as the administration of other tribal justice system functions. (Funded and administered by BJA)

#### CTAS Purpose Area 6: Children's Justice Act Partnerships for Indian Communities

Provides funding and training and technical assistance, to help tribal communities develop and operate programs that improve the investigation, prosecution, and handling of child abuse and neglect cases in a manner which lessens trauma for child victims. (Funded and administered by OVC)

#### CTAS Purpose Area 7: Tribal Victim Services Program

Assists tribal communities in developing, enhancing, and sustaining comprehensive victim assistance program that provides a collaborative

multidisciplinary response to victims of crime, their families, and the community and offering trauma-informed, culturally competent holistic services to their community. (Funded and administered by OVC)

<sup>1</sup> CTAS Purpose Area 5, the Office on Violence Against Women's (OVW) Tribal Governments Program, is not included in this summary since it is supported by funds appropriated to OVW, as well as being administered by OVW.

**CTAS Purpose Area 8: Juvenile Tribal Healing to Wellness Courts:** Provides funding to support the development and implementation of Juvenile Tribal Healing to Wellness Courts to respond to alcohol and substance abuse of youth under the age of 21. (Funded and administered by OJJDP)

**CTAS Purpose Area 9: Tribal Youth Program:** Supports and enhances tribal efforts to prevent and reduce juvenile delinquency, and to strengthen the juvenile justice system for American Indian and Alaska Native youth. (Funded and administered by OJJDP)

**CTAS Purpose Area 10: Addressing Violent Crime in Tribal Communities:** Supports and enhances the critical and priority needs of tribal justice systems to address serious and violent crime through coordination and support from DOJ law enforcement and prosecutorial components. (*New in FY 2019*. Funded and administered by BJA)

**Tribal Access Program:** Provides tribes access to national crime information systems for both civil and criminal purposes. (Funding provided for TAP is jointly administered by the Department’s Office of Tribal Justice and Office of the Chief Information Officer, in collaboration with COPS and SMART.)

**Tribal Civil and Criminal Legal Assistance:** Strengthens and improves the representation of all defendants in tribal court criminal proceedings, as well as indigent litigants in civil cases under tribal jurisdiction. (Funded and administered by BJA)

**Tribal Justice System Capacity Building Training and Technical Assistance:** Assists tribes with the development, implementation, and enhancement of tribal justice systems and strengthens relationships through intergovernmental collaboration. (Funded and administered by BJA, OJJDP, and OVC)

**Authorizing Legislation:** Created through Department of Justice appropriations acts.

**First Year of Appropriation:** 1999

**Administering Agencies:** Bureau of Justice Assistance (BJA), Office of Juvenile Justice and Delinquency Prevention (OJJDP), Office for Victims of Crime (OVC), and Office of Sex Offender Sentencing, Monitoring, Apprehending, Registering, and Tracking (SMART), and the Office of Community Oriented Policing Services (in FY 2019)

**DOJ Strategic Goal and Objective**

**DOJ Strategic Goal 3:** Reduce Violent Crime and Promote Public Safety

**Strategic Objective 3.1:** Combat violent crime, promote safe communities, and uphold the rights of victims of crime

**Who Can Apply for Funding and How Funds Are Distributed:** Through a competitive process, awards are made as grants in the following Purpose Areas (PA):

| <b>Program</b>  | <b>Who Can Apply for Funding</b>        | <b>Amounts per grant</b>   |
|---|---|--|
| CTAS PA 1: Public Safety and Community Policing                             | Federally recognized tribal governments | \$300,000 to \$800,000   |
| CTAS PA 2: Comprehensive Tribal Justice Systems Strategic Planning          | Federally recognized tribal governments | Up to \$150,000  |
| CTAS PA 3: Tribal Justice Systems   | Federally recognized tribal governments | Between \$250,000 and \$750,000  |
| CTAS PA 4: Tribal Justice System Infrastructure Program                     | Federally recognized tribal governments | Approximately \$1.0 million (single jurisdiction) and \$2.0 million to \$4.0 million (regional jurisdiction) |
| CTAS PA 6: Children’s Justice Act (CJA) Partnerships for Indian Communities | Federally recognized tribal government  | Up to \$450,000  |

|  |   |  |
|--|---|--|
| CTAS PA 7: Tribal Victim Services Program                            | Federally recognized tribal government  | Up to \$500,000  |
| <b>Program</b>   | <b>Who Can Apply for Funding</b>  | <b>Amounts per grant</b>   |
| CTAS Purpose Area 8: Juvenile Tribal Healing to Wellness Courts      | Federally recognized tribal government  | Up to \$350,000  |
| CTAS Purpose Area 9: Tribal Youth Program                            | Federally recognized tribal governments   | Up to \$400,000  |
| CTAS Purpose Area 10: Addressing Violent Crime in Tribal Communities | Federally recognized tribal governments   | Up to \$500,000  |
| Tribal Access Program  | Federally recognized tribal governments   | No grant award; DOJ provides equipment and training and technical assistance to all participating tribes |
| Tribal Criminal and Civil Legal Assistance (TCLA)                    | Non-profit organizations, defined as 501(c)(3) by Internal Revenue Code, including tribal enterprises and educational institutions  | Up to \$875,000  |
| Training and Technical Assistance (TTA)                              | Non-profits, for-profit organizations, faith-based and community organizations, educational institutions, tribal organizations, and consortiums with demonstrated national scope and onsite experience working with American Indian and Alaska Native tribes. | Varies by solicitation   |

### **Program Goals**

BJA seeks to support tribes in:

- Advancing community and problem-solving policing in tribal law enforcement agencies.
- Providing tribes training and technical assistance to meet their public safety needs on topics such as community policing; drug-endangered children; executive leadership; regional collaboration; methamphetamines; and Public Law 280 partnerships.
- Developing comprehensive data-informed strategic plans to help improve the functioning of the justice system.
- Strengthening intergovernmental relationships between tribes and neighboring jurisdictions to improve law enforcement effectiveness, reduce crime, and develop cooperative relationships to prevent and combat crime.
- Establishing or enhancing physical infrastructures to accommodate court services, law enforcement, correctional alternatives, or reentry programming.
- Strengthening the administration of justice and tribal justice systems through support for law enforcement, courts, prosecution, corrections, and offender reentry programs.
- Providing legal services to defendants in tribal criminal proceedings.
- Developing data-driven, comprehensive programming including the use of validated risk assessments.
- Developing culturally specific alternatives to incarceration, including diversion and offender reentry programming.
- Ensuring that tribal jails comply with national standards relating to detention facility construction, renovation, expansion and operations.

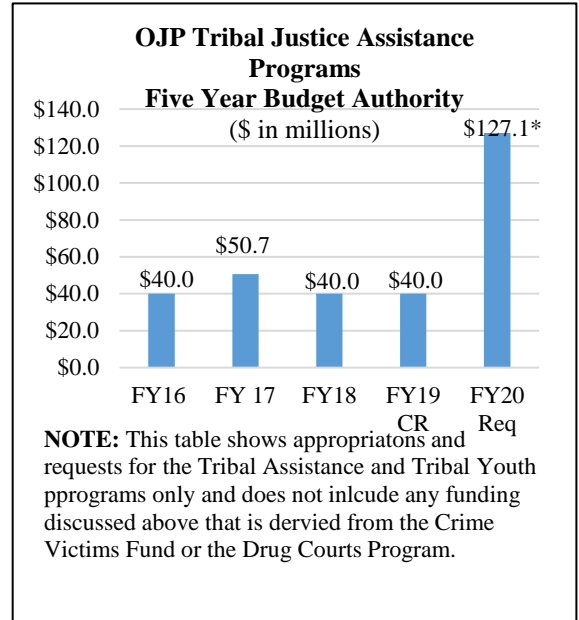
The COPS Office seeks to support tribes in:

- Proactively addressing the most serious Tribal law enforcement needs, to implement or enhance community policing strategies, and to engage in strategic planning for law enforcement.

- Increasing the capacity of Tribal law enforcement agencies for safer communities, to enhance Tribal law enforcement’s capacity to prevent, solve and control crime, engage in anti-methamphetamine/anti-opioid activities, and address human trafficking.
- Advancing community policing in Tribal law enforcement agencies, including enhancing partnerships, problem solving, and organizational transformation activities.
- Providing tribes training and technical assistance to meet their public safety needs, on topics such as: community policing/partnerships/problem solving; drug endangered children; executive leadership; youth leadership; regional collaboration; methamphetamines; and Public Law 280 partnerships, among others.
- Addressing primary law enforcement challenges by providing federal assistance for hiring personnel, as well as equipment and technology upgrades.

OJJDP seeks to support tribes in:

- Improving and/or developing data collection systems to inform the treatment of tribal youth in the juvenile justice system.
- Establishing and implementing best practices and healing methods to support tribal youth exposed to substance abuse, violence and trauma.
- Supporting and enhancing tribal efforts to prevent and reduce juvenile delinquency and strengthen a fair and beneficial juvenile justice system response for American Indian and Alaska Native youth.
- Creating, expanding and strengthening tribally-driven approaches along the juvenile justice continuum from prevention, intervention and treatment.
- Developing and implementing culturally appropriate juvenile delinquency prevention and intervention programs.
- Developing culturally specific juvenile detention alternatives, including diversion and reentry programs.



OVC seeks to support tribes in the following ways:

- Working collaboratively with the community and key federal, state, local and tribal stakeholders to achieve a coordinated, collaborative, multidisciplinary, victim-centered response to crime that emphasizes adopting a trauma-informed approach to the delivery of crime victim services.
- Identifying the critical needs of crime victims of all ages and developing programs to fill in the gaps in the existing community response to crime victims with written trauma-informed response protocols; drafting tribal codes; developing policies to define or expand crime victims’ rights; and increasing access to services of populations within the community who do not traditionally access victim services.
- Providing comprehensive, culturally-competent direct services to victims of crime and their families.

**Accomplishments**

*BJA:*

- CTAS Purpose Area 2: Tribal Justice System Strategic Planning: Through BJA funding and technical assistance, the Kaw Nation successfully completed the strategic planning process and is now effectively



focusing its efforts on creating a centralized multidisciplinary justice center that will provide culturally infused services to all Kaw Nation citizens within the Kaw Nation service area.

- CTAS Purpose Area 3: Tribal Justice Systems: The Gun Lake Tribe of Michigan received an award from BJA to plan for the development of a tribal justice system. The tribe now has a fully functioning court system with its first chief judge, who hears both criminal and civil disputes. In opting to provide its own police protection and enforcement, the tribe enhanced an already successful state-tribal relationship.
- CTAS Purpose Area 4: Corrections and Corrections Alternatives: As a result of BJA funding, Muscogee Creek Nation (MCN) was able to complete the construction of a regional reintegration transitional living center for male and female offenders who have been released to the public and are attempting to make a positive change in their lives. The facility will allow MCN citizens to engage in a positive, structured atmosphere where they can earn a quality education, gain skills to seek and retain employment, and develop life-sustaining skills.
- Tribal Justice System Capacity Building Training and Technical Assistance: With support from BJA, the Northern Cheyenne Tribe of Montana and the United States District Court in Montana are in the final stages of developing a Joint Jurisdiction Wellness Court that will handle cases of adult tribal members who have been charged with drug- or alcohol-related felonies. Initially, participants may enter the program after serving a sentence (reentry) or prior to a conviction (diversion). The tribe and the federal government will coordinate in administering court proceedings and providing services to defendants appearing before the wellness court.

#### *COPS Office:*

- CTAS Purpose Area 1: Public Safety and Community Policing: The Red Cliff Band of Lake Superior Chippewa Indians suffered from a high crime rate and was combating the drug epidemic facing many Tribal communities. In 2017, the department was awarded funding for a trained criminal investigator to handle major crimes such as drugs, sexual assaults, property crime, and crimes against children. The award provided the only one trained drug investigator within the county. The investigator coordinates drug-related investigations with federal, state, and local authorities. Additionally, informative sessions on the effects of drug abuse and resources on where to get help take place within the Tribal community. Communication has increased between law enforcement and the Tribe, which has helped to deter major crimes facing the community.

In FY 2018, 48 tribes were awarded equipment and training items totaling over \$20 million and there were 14 hiring awards totaling over \$4 million for 23 officer positions. Awarded officer positions include three years of funding for approved entry-level salaries and fringe benefits of newly hired or rehired full-time sworn career law enforcement officers including Village Public Safety Officers. It is anticipated that these awards will play a significant role in addressing the most serious law enforcement needs for the awardees.

#### *OJJDP:*

- CTAS Purpose Area 8: Juvenile Tribal Healing to Wellness Courts: In 2017, Juvenile Tribal Healing to Wellness grantees served about 3,500 youths. About half of the grantees reported using evidence-based practices. For this program, a substantial focus is on strengthening community partnerships and other planning activities. In 2017, grantees reported developing 19 planning documents for community partnerships and 17 planning documents for mission and vision statements.
- CTAS Purpose Area 9: Tribal Youth Program: In 2017, there were about \$36 million in active OJJDP Tribal Youth Program grants. Nearly 13,000 youth were being served by the TYP program in 2017. Over 90 percent of youth exhibited a desired change in behavior (substance use, family relationships, cultural skill-building/cultural pride, family functioning, etc.). About half (47 percent) of funds were provided to grantees that report using evidence-based programs or practices.

With OJJDP funding and technical assistance, the Confederated Tribes of Coos, Lower Umpqua, and Siuslaw Indians was able to adopt a Healing of the Canoe framework and incorporate it into existing prevention and intervention programs for tribal youth. The tribes will continue to expand access to the Healing to Canoe curricula through both hands-on and online learning and prevention opportunities. The Kalispel Tribe was awarded OJJDP funds to develop an equine therapy program to serve as a diversion, counseling, and prevention activity for adjudicated and at-risk youth.

- Tribal Youth Program Training and Technical Assistance (TTA): The OJJDP Tribal Youth Training and Technical Assistance Center provides culturally appropriate, trauma-informed, and developmentally appropriate training, resources, information, and technical assistance services. All OJJDP-funded tribal grantees are eligible for assistance, including a new grantee orientation and strategic planning training.

*OVC:*

- CTAS Purpose Area 6: Children's Justice Act Partnership: In FY 2018, the CJA program supported federally recognized Indian tribes or authorized designees in developing, establishing, and operating programs to improve the investigation, prosecution and overall handling of child abuse cases, particular cases of child sexual abuse, in a manner that limits additional trauma to child victims. OVC funded six awards in this purpose area totaling \$2.6 million.

Additionally, OVC funded training and technical assistance cooperative agreements to support OVC's Tribal grantees. The purpose of this program is to enhance all OVC tribal awardees' capacity to provide a comprehensive array of culturally appropriate services to victims of crime, their families, and the community. Funding supported two awards totaling \$300,000.

- CTAS Purpose Area 7: Comprehensive Tribal Victim Assistance Program: In 2018, the CVTA Program provided funding to help federally recognized tribes of their designees develop, establish, and operate multidisciplinary trauma informed services for tribal victims of crime, including training and technical assistance. OVC supported 32 awards for a total of \$13.2 million. Additionally, eight Purpose Area 6 applications were funded under Purpose Area 7 totaling \$2.9 million. This increased the grant total to 40 awards for \$16.2 million.

*Tribal Access Program (TAP):*

- For more information on the TAP and its accomplishments, please refer to the [Tribal Access Program](#) web page.

**For additional information, please visit:**

- [Coordinated Tribal Assistance Solicitations \(CTAS\)](#)
- [Tribal Criminal Legal Assistance](#)
- [Corrections and Corrections Alternatives \(Tribal Justice Systems Infrastructure\)](#)
- [Tribal Access Program](#)

**OFFICE OF JUSTICE PROGRAMS**  
**Program Name: COPS Hiring Program (CHP)**

**Funding**

FY 2020 Request: \$ 99.0M  
 FY 2019 CR: \$225.5M

**Note:** Includes funding for all carveout programs supported by CHP.

**Program Description**

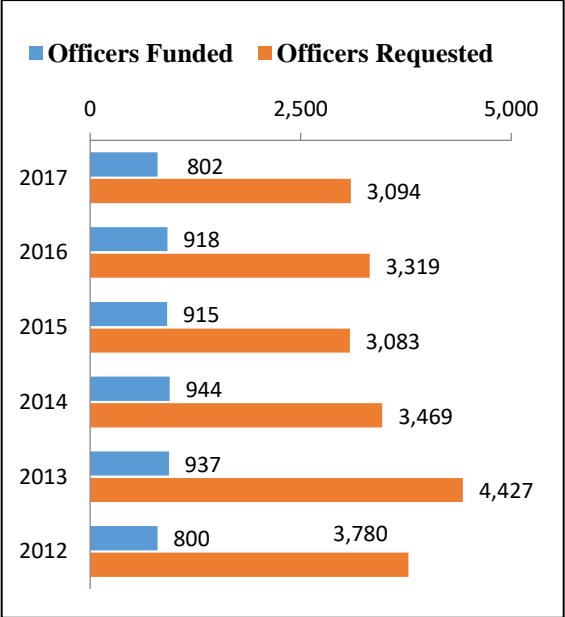
**Purpose:** This program aims to increase the capacity of law enforcement agencies to implement community policing strategies that strengthen partnerships for safer communities and enhance law enforcement’s capacity to prevent, solve, and reduce crime through funding for additional officers. The Office of Community Oriented Policing Services (COPS) Hiring Program (CHP) provides funding for entry-level salary and benefits of newly hired or rehired (as a result of layoffs) community policing officer positions over three years.

In addition to the hiring program described above, the CHP supports four carveout programs:

- 1) Community Policing Development
- 2) Regional Information Sharing System program (administered by the Bureau of Justice Assistance)
- 3) POLICE Act Program/ Preparing for Active Shooter Situations (PASS)
- 4) Law Enforcement Mental Health and Wellness Act Program

(Please refer to individual summaries for additional information on the carveout programs cited above.)

**Authorizing legislation:** Public Safety Partnership and Community



Policing Act of 1994 (34 USC § 10381)

**First year of appropriation:** 1995 (as the Universal Hiring Program)

**Administering agency:** Office of Community Oriented Policing Services

**DOJ Strategic Goal and Objective**

**DOJ Strategic Gal 3:** Reduce Violent Crime and Promote Public Safety

**Strategic Objective 3.1:** Combat violent crime, promote safe communities, and uphold the rights of victims of crime

**Who Can Apply for Funding and How Funds are Distributed:** U.S. state, local, and tribal law enforcement agencies with primary law enforcement authority may apply for 3-year discretionary awards with a maximum award cap of \$125K per funded position. A local match of 25% is required unless waived by the Attorney General based on fiscal need.

**Program Goals**

When used to promote community policing, increased law enforcement capacity has been shown to help police gather information about crime and public safety problems, understand the nature of these problems, and solve

specific crimes. Moreover, law enforcement agencies are more effective when they adopt policies and practices that promote fairness, legitimacy, and positive community partnerships. CHP goals are to:

- Enhance the capacity of law enforcement agencies to implement community policing strategies.
- Promote partnerships between law enforcement agencies and community stakeholders for the purpose of crime reduction and related problem solving.
- Encourage law enforcement agencies to consider organizational changes that will enhance their capacity to implement community policing strategies to address violent crime and support public safety.

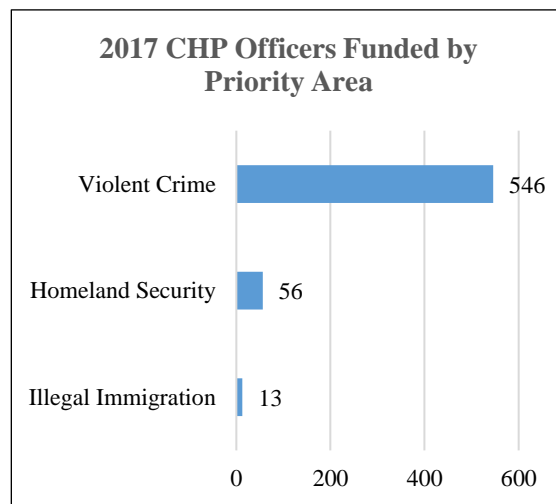
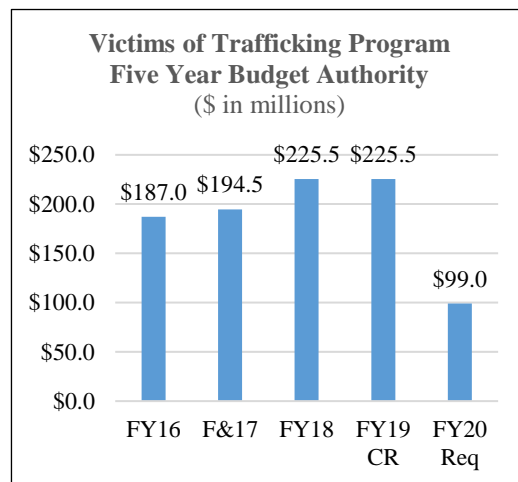
### **Accomplishments**

**Capacity building:** Since 1994, COPS hiring programs have funded 130,000 law enforcement officer positions. Based on grantee provided information, the programs have increased the capacity of agencies to effectively perform community policing. This involves identifying where changes are required within an organization and how to best effect those changes through knowledge, skills, and learning experiences.

**Partnerships:** As of December 2018, active CHP grantees reported 1,949 active partnerships with various community stakeholders for the purpose of advancing community policing practices. The types of partners reported by CHP grantees represent a wide cross section of the affected communities. Some of the most common partners include: 1) educational institutions; 2) faith-based organizations; 3) community groups and home associations; 4) mental health professionals and advocates; 5) substance abuse professionals and advocates; and 6) civic and business organizations

**Organizational change:** As of December 2018, active CHP grantees cited 1,132 examples where positive organizational changes have been successfully implemented or are in progress. Changes are tracked in two broad categories: agency management and personnel management. These changes are intended to help sustain and institutionalize community partnerships and proactive problem-solving efforts. Some of the most common changes reported include the following:

- Creating or enhancing an agency’s mission, vision, and goals to reflect the core values of community policing
- Recruitment and hiring practices that reflect an orientation toward community engagement
- Training programs that teach and test community engagement and problem-solving skills
- Performance measurement systems that include community policing and violent crime control metrics
- Increased level and frequency of communication with community members on crime problems



### Application and Award History

| (\$ in millions)             | FY 2016   | FY 2017   | FY 2018*  | FY 2019<br>CR | FY 2020<br>Request |
|------------------------------|-----------|-----------|-----------|---------------|--------------------|
| Amount available for funding | \$137.0M^ | \$137.0M^ | \$149.5M^ | \$155.0M^     | \$69.0M^           |
| Total funding awarded        | \$119.3M  | \$98.5M   | TBD       | TBD           | TBD                |
| Number officers requested    | 3,319     | 3,094     | TBD       | TBD           | TBD                |
| Number of officers funded    | 918       | 3,094     | TBD       | TBD           | TBD                |

^ Total funding awarded excludes amounts used for management and administration, peer review, carveout programs, or other authorized purposes. For FY 2019 and FY 2020, the total funding request for the CHP (hiring program only) is shown.

\*Release of the FY 2018 CHP grant solicitation is on hold due to a nationwide injunction regarding immigration enforcement provisions included in the 2017 CHP solicitation that was issued by a U.S. District Court on April 12, 2018. The FY 2018 CHP solicitation and awards process will remain on hold while the Department's legal appeal against this injunction is considered.

**For additional information, please visit the [COPS Hiring Program](#) web page.**

## OFFICE OF JUSTICE PROGRAMS

### Program Name: Court Appointed Special Advocate (CASA) Program

#### Funding

FY 2020 Request: \$ 9.0M  
FY 2019 CR: \$12.0M

#### **Spotlight on Success**



[Read Ryan's story.](#)

"I would have been lost in foster care without my CASA volunteer."

#### Program Description:

**Purpose:** To support and promote court-appointed volunteer advocates so that every abused and neglected child in the United States receives high-quality representation in dependency court hearings, is safe, has a permanent home, and has the opportunity to thrive.

This program provides membership, accreditation, and subgrants to regional, state, and local CASA organizations who represent abused and neglected children in dependency hearings and who partner with other public and private child welfare system stakeholders at the national, regional, state, and local levels. This program also provides information, technical assistance, and training to volunteer advocates who represent abused and neglected children in dependency hearings.

**Authorizing Legislation:** The Victims of Child Abuse Act, 34 U.S.C. § 20323

**First Year of Appropriation:** 1993

**Administering Agency:** Office of Juvenile Justice and Delinquency Prevention (OJJDP)

#### DOJ Strategic Goal and Objective

**DOJ Strategic Goal 3:** Reduce Violent Crime and Promote Public Safety

**Strategic Objective 3.1:** Combat violent crime, promote safe communities, and uphold the rights of victims of crime

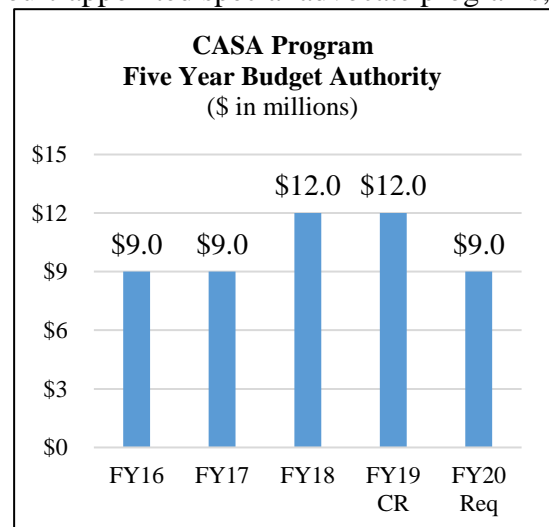
**Who Can Apply for Funding:** Public agencies or nonprofit organizations. A successful applicant will be:

- a national non-profit organization that has broad membership among court-appointed special advocate programs and in providing training and technical assistance to court-appointed special advocate programs; or
- a local public agency or nonprofit organization that has demonstrated the willingness to initiate, sustain, and expand a court-appointed special advocate program.

**How Funds are Distributed:** Through a competitive process, awards are made in the form of cooperative agreements for up to \$11 million for a 12-month project period. OJJDP may provide supplemental funding, in certain cases, in future years to awards for periods up to a total of 36 months.

#### Program Goals

- Improve outcomes for children in the foster care system and those who are dual system-involved (both dependency and delinquency courts).
- Provide effective advocacy for abused and neglected children, including child victims of human trafficking.



- Fund training and technical assistance that supports youth and family engagement, trauma-informed approaches, and effective strategies for youth involved both in the child welfare and the juvenile justice systems.

**Accomplishments**

- In 2018, nearly 83,000 CASA/Guardian ad Litem volunteers working through 937 programs in 49 states and the District of Columbia contributed more than 5.2 million hours of service to over 233,000 abused and neglected children.
- During 2018, the CASA program made 97 subgrant awards to state and local CASA/Guardian ad Litem programs totaling \$3.1 million to develop programs and build capacity to serve more abused and neglected children in 36 states.
- In 2018, National CASA completed *Advocacy in Action: Resources to Improve Safety, Permanency and Well-Being* for children. The guide includes issue briefs on programs and practices that are meant to keep families intact, prevent children from entering the foster care system. The guide also looks at issues that impact permanency for children and youth in foster care. Finally, the guide includes issue briefs on programs and practices that impact well-being for children and youth in foster care. The guide is in use by CASA program staff and volunteers throughout the network.
- In 2018, National CASA launched its inaugural national Judicial Leadership Council (JLC) to help advance the CASA mission across the country. The JLC is made up of leading judges across the country, from rural, urban, suburban and tribal CASA programs with varying experience and skills, all working together to assure that we grow and strengthen CASA programs and volunteer best interest advocacy in the United States.

**Application and Award History**

| (\$ in millions)                          | FY 2016            | FY 2017            | FY 2018             | FY 2019 CR | FY 2020 Request |
|---|--------------------|--------------------|---------------------|------------|-----------------|
| Amount Available for Funding <sup>^</sup> | \$8.1 <sup>^</sup> | \$7.5 <sup>^</sup> | \$10.9 <sup>^</sup> | \$12.0     | \$9.0           |
| Total Funding Awarded                     | \$8.1              | \$7.5              | \$10.6              | TBD        | TBD             |
| Number of Applications                    | 2                  | 1                  | 1                   | TBD        | TBD             |
| Number of Awards                          | 2                  | 1                  | 1                   | TBD        | TBD             |
| Percentage of Applications Funded         | 100%               | 100%               | 100%                | TBD        | TBD             |

<sup>^</sup> Amount does not include funds used for management and administration, peer review, or other authorized purposes.

**CASA/GAL PROGRAMS CHANGE LIVES**  
A child with a volunteer advocate is more likely to find a safe, permanent home.

A child with a CASA/GAL volunteer is half as likely to re-enter the foster care system.

And, they are more likely to succeed in school and less likely to spend three or more years in care.

A WISE INVESTMENT  
One year of CASA/GAL advocacy costs less than one month of foster care.

1 staff member } supports 30 volunteers } serving 75 children

**OFFICE OF JUSTICE PROGRAMS**

**Program Name: Coverdell Forensic Science Improvement Grants Program**

| <u>Funding</u>  |         |
|---|---------|
| FY 2020 Request:  | \$10.0M |
| FY 2019 CR:   | \$30.0M |
| Coverdell funds may be used for forensic science or medical examiner/coroner: |         |
| ✓ Personnel   |         |
| ✓ Computer hardware and software  |         |
| ✓ Laboratory equipment  |         |
| ✓ Supplies  |         |
| ✓ Accreditation   |         |
| ✓ Education, training, and certification                                      |         |
| ✓ Facilities  |         |
| ✓ Administrative expenses   |         |

**Program Description**

**Purpose:** To help improve forensic science and medical examiner/coroner services. These services are often crucial to the outcome of criminal cases.

The Paul Coverdell Forensic Science Improvement Grants Program (“Coverdell”) provides assistance to states and units of local government for the following purposes:

1. Carry out all or a substantial part of a program intended to improve the quality and timeliness of forensic science or medical examiner services, including purchasing updated equipment and software, using funds for accreditation and certification of the laboratory and analysts, and completing a process improvement evaluation and implementation plan.
2. Eliminate a backlog in the analysis of forensic science evidence, including evidence in many forensic disciplines: firearms examination; latent prints; toxicology; controlled substances; forensic pathology; questioned documents; and trace evidence.

3. Train, assist, and employ forensic laboratory personnel as needed to analyze forensic evidence.
4. Implement technology or methodology that addresses emerging forensic science issues (such as statistics, contextual bias, and uncertainty of measurement) and emerging forensic science technology (such as high throughput automation, statistical software, and new types of instrumentation).
5. Educate and train forensic pathologists (to address the shortage of qualified, certified pathologists).
6. Fund medicolegal death investigation systems to facilitate accreditation of medical examiner and coroner offices and certification of medicolegal death investigators.

**Authorizing Legislation:** Title I of the Omnibus Crime Control and Safe Streets Act of 1968 (sections 201 and 202), Part BB, codified at 34 U.S.C. § 10561-10566 (the Coverdell law).

**Administering Agency:** National Institute of Justice (NIJ)


**DOJ Strategic Goal and Objective**

**DOJ Strategic Goal 3:** Reduce Violent Crime and Promote Public Safety

**Strategic Objective 3.1:** Combat violent crime, promote safe communities, and uphold the rights of victims of crime

**Who Can Apply for Funding:** States and units of local government.

**How Funds are Distributed:** As of FY 2017, 85 percent of the total funding provided for Coverdell program in each fiscal year is awarded to states through a formula grant process on the basis of





population. The remaining 15 percent of funding is awarded to state and units of local government through a competitive, peer-reviewed grants process. Prior to FY 2017, the split was 75:25.

**Program Goals**

- Support forensic scientists to receive needed training to comply with certification requirements, as well as for forensic science service provider facilities to obtain and retain accreditation.
- Support smaller jurisdictions to acquire current technology that they otherwise could not afford, and larger jurisdictions to meet continually growing demands.
- Support laboratories in modernizing and maintaining needed analytical equipment and instrumentation.
- Support laboratories and medical examiner-coroners with resources to battle the escalating opioid epidemic.

**Accomplishments**

- Greater than 50 percent of available Coverdell funding was made available to specifically target the challenges the opioid crisis has brought to the forensic science community.
- Forensic service providers at the state and local levels were awarded essential funding for labs to seek/attain/maintain accreditation; for personnel to receive training and or certification; and for labs to update, replace, or add to their existing equipment, among other forensic science service provider needs.

**Application and Award History**

| (\$ in millions)                  | FY 2016 | FY 2017 | FY 2018 | FY 2019 CR | FY 2020 Request |
|-----------------------------------|---------|---------|---------|------------|-----------------|
| Amount Available for Funding      | \$12.0^ | \$10.7^ | \$27.2^ | \$30.0     | \$10.0          |
| Total Funding Awarded             | \$12.0  | \$10.6  | \$27.0  | TBD        | TBD             |
| Number of Applications            | 161     | 180     | 170     | TBD        | TBD             |
| Number of Awards                  | 74      | 62      | 77      | TBD        | TBD             |
| Percentage of Applications Funded | 46%     | 34%     | 45%     | TBD        | TBD             |

^Amount does not include funds used for management and administration, peer review, or other authorized purposes.

**For additional information, please visit the [NIJ website](#).**

## OFFICE OF JUSTICE PROGRAMS

**Program Name: Crime Victims Fund**

### Funding

|                               |            |
|-------------------------------|------------|
| FY 2020 Funding (CVF Reform): | \$2,300.0M |
| FY 2019 CR:                   | \$4,436.0M |

### Program Description

The Crime Victims Fund (CVF) was established by Congress in 1984 as a stable and reliable funding source for crime victims. The Fund is financed by fines and penalties stemming from federal crimes, not from tax dollars. Beginning in 2015, Congress significantly increased the obligation cap, resulting in substantial growth of CVF-funded programs. In FY 2019 and again in FY 2020, the Administration proposes a CVF reform proposal that establishes an annual CVF funding level of \$2.3 billion and caps receipts deposited into the account at \$2.5 billion. This reform proposal will help to provide funding certainty from year to year, will help to ensure long-term financial solvency, and will improve the way the program operates.

**Authorizing Legislation:** Victims of Crime Act of 1984; 34 U.S.C. 20101 et seq.

**Administering Agency:** Office for Victims of Crime (OVC)

### **CVF Program Purposes:**

1. Support victim services across the nation.
2. Provide compensation to victims of crime.
3. Build capacity of service providers nationwide through technology, training and technical assistance.
4. Innovate and determine ways to reach every victim of crime.

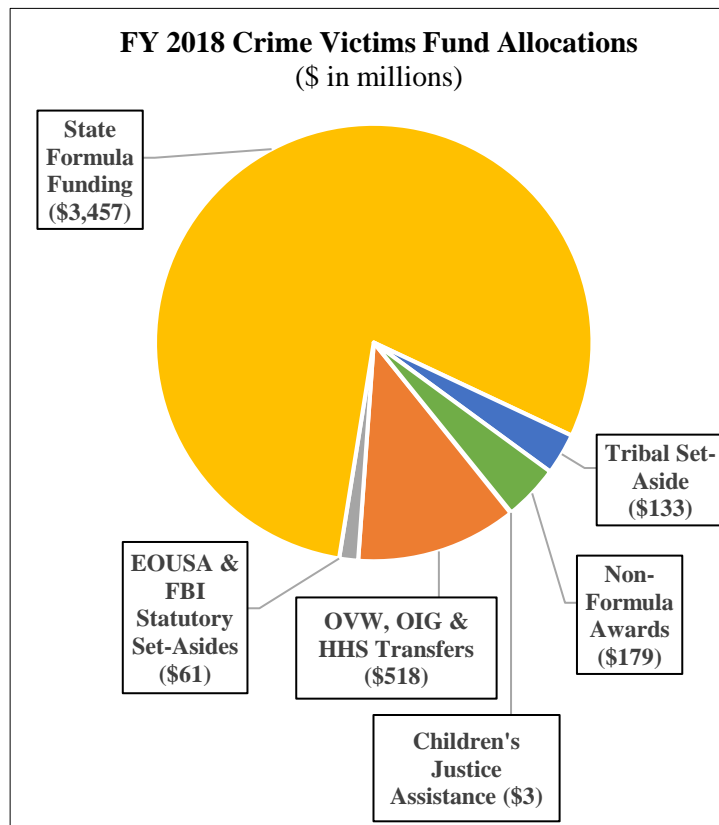
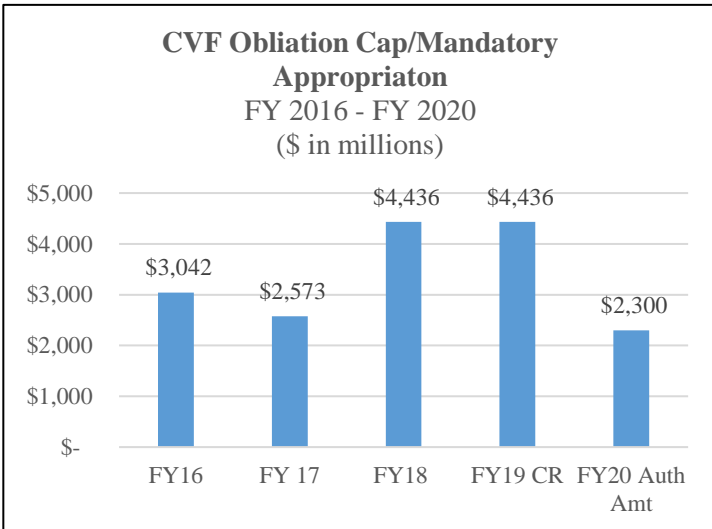
CVF funds are administered in three distinct ways, each mandated by statute:

1. Formula funding to the states;
2. Set aside funding to federal agencies; and
3. Competitive non-formula awards.

### Formula Funding to the States—

#### **Victim Assistance and Compensation Programs:**

The largest amount of CVF funding is distributed using formula calculations to authorized State Administering Agencies (SAAs) in all 50 states, the District of Columbia, and U.S. territories. SAAs use these funds to



carry out two discrete programs—State Victim Assistance and State Compensation. Victim assistance funds are used by the SAAs to subgrant funding to victim service organizations. Victim compensation funds are used to

reimburse victims for expenses resulting from their victimization. Additional information is provided on the [OVC website](#), including: [VOCA Formula Calculations](#) and [Annual State Funding Allocations](#).

**Formula Accomplishments:** Because of increased CVF obligation caps, states have dramatically expanded their support to both new and existing local victim service programs. OVC plays a critical role in enriching the state programs through leadership, training, technical assistance, and performance measurement.

- More than 300 State VOCA Program Administrators and staff attended the [2018 VOCA National Training Conference](#).
- OVC successfully transitioned all victim assistance and compensation grant program reporting to the new Performance Measurement Tool (PMT), which provides more robust performance measurement and will enable OVC to identify nationwide variables and trends associated with these programs. Preliminary data indicate that in FY 2018, Victim Assistance programs funded 7,417 unique state and local victim service organizations through over 9,472 grant awards.

### **Statutory Set-Asides**

The CVF is also a major funding source for federal victim service programs and related resources designated by statute (allocations are reflected in the pie chart). In 2018, CVF set-asides supported the following federal agency programs:

- *Office on Violence Against Women (OVW)* – \$492M was transferred to provide financial and technical assistance to communities across the country that are developing programs, policies, and practices aimed at ending domestic violence, dating violence, sexual assault, and stalking.
- *Executive Office for United States Attorneys (EOUSA)* – approximately \$28M supported 181 full time equivalent victim specialist personnel serving in the 93 USAO districts and 12 victim specialist personnel exclusively serving Indian Country.
- *Federal Bureau of Investigation (FBI)* – \$28M was provided to the FBI to support the salaries, benefits, and related expenses for 227 victim specialist personnel (up from 203 positions in 2017). These 24 new positions included eight child and forensic interviewers and 15 new victim specialists.
- *Victim Notification System (VNS)* – over \$5M supported EOUSA to upgrade, enhance, and operate the VNS to provide timely and consistent notification to federal crime victims as mandated by the Justice for All Act of 2004 and the Attorney General Guidelines for Victim and Witness Support.
- *Children’s Justice Act (CJA)* – a combined \$19M supports CJA programs to improve the investigation, prosecution, and treatment of child abuse victims. Of this amount, \$16M (administered by HHS) supports CJA Task Forces in every state and territory and \$3M supports six to eight new targeted programs in Indian Country and is integrated into [DOJ’s Combined Tribal Assistance Solicitation](#).
- *Office of Inspector General (OIG)* – for the fourth consecutive year, \$10M was transferred to the OIG to audit grantees receiving CVF awards and assess OVC’s management of CVF programs.
- *Three percent Tribal Set-Aside* – This first-ever tribal set-aside for victim services made \$133M available in FY 2018 to meet critical, long-standing needs among the tribes.

### **Competitive Non-Formula Awards**

After formula and set-aside calculations, remaining funds are used for competitive programs that serve a diverse range of critical areas and emerging victim needs, including federal programs; tribal programs; national scope training, technical assistance, and demonstration projects; and Innovations in Crime Victims Services programs. Examples of 2018 program funding accomplishments include:

## **Federal Programs**

- *Federal Victim Emergency Funds* (\$380K) enabled partnering agencies to support victim expenses in emergency situations, including temporary shelter, transportation, and crisis intervention. These funds allow agencies to address unique emergency victim service problems or populations within their jurisdictions.
- *Training and Technical Assistance* (\$1M) enabled partnering agencies to support training and technical assistance costs focusing on specific victimization issues.
- *Supporting Victims in High Profile Trials with Large Numbers of Victims* (\$250K) provided assistance to ensure that victims of federal crime were afforded their right to observe and be reasonably heard in high profile criminal justice proceedings with large numbers of victims.
- *National Domestic Violence Housing Technical Assistance Consortium* (\$2M) provided funding to support the collaboration with the Departments of Justice, Housing and Urban Development, and Health and Human Services for federal technical assistance and resource development. The purpose of this federal collaboration is to provide support and encouragement to help grantees and subgrantees build meaningful partnerships with local domestic violence programs, state domestic violence coalitions, and housing service providers with domestic violence programs to implement trauma-informed housing programming.

## **Tribal Programs (outside of the Tribal Set-Aside)**

- *American Indian/Alaska Native Training and Technical Assistance Program* (\$4M) supports tribal communities' capacity to coordinate the provision of a comprehensive array of culturally appropriate services to victims of crime, their families, and the community.
- *Comprehensive Tribal Victim Assistance Program Purpose Area 7* (\$16M) is integrated into [DOJ's Combined Tribal Assistance Solicitation](#) and provided 40 new grant awards to help federally recognized tribes (or their designees) develop, establish, and operate multidisciplinary, trauma-informed services for tribal victims experiencing a range of crimes.

## **National Scope Training, Technical Assistance, and Demonstration Projects**

- *Enhancing Community-Driven Responses to the Opioid Crisis* (\$27M) includes over 41 new awards in an effort to address an urgent gap in crime victim services related to the opioid epidemic and to expand upon existing programs or establish new ones to provide services to children and youth who are victimized as a result of the opioid crisis.
- *Law Enforcement-Based Direct Victim Services* (\$7.5M) will administer 17 new awards to help build direct victim assistance service efforts that can assist victims through law enforcement-based systems and better coordinate their services with community-based victim service partnerships to address the broader needs and rights of crime victims.
- *Advancing Hospital-Based Victim Services* (\$9.3M) funds nine new awards in FY 2018 in an effort to improve linkages between victim assistance and hospitals to increase support for victims of crime, improve their outcomes, and reduce future victimization.
- *Victim Assistance Discretionary Grant Training and Technical Assistance Program for VOCA Victim Assistance Grantees* (\$13M) is funding provided to State Victim Assistance formula grant recipients to facilitate training of direct service providers. Activities may include the establishment or enhancement of state victim assistance academies (SVAAs), statewide training initiatives, crime victim-related conferences, basic training for new programs for underserved victims, or scholarships to service providers and others who work with victims of crime.
- *OVC Training & Technical Assistance Center* (\$7.7M) delivers cutting-edge training and technical assistance to victim service providers, volunteers, allied professionals and advocates across the nation and helps to

strengthen and grow the capacity of service organizations to meet the expansive needs of crime victims. In FY 2018, OVC TTAC provided in-depth training and technical assistance to 53 organizations and over 25,000 individuals.

**For additional information, please visit the [OVC website](#). Information includes:**

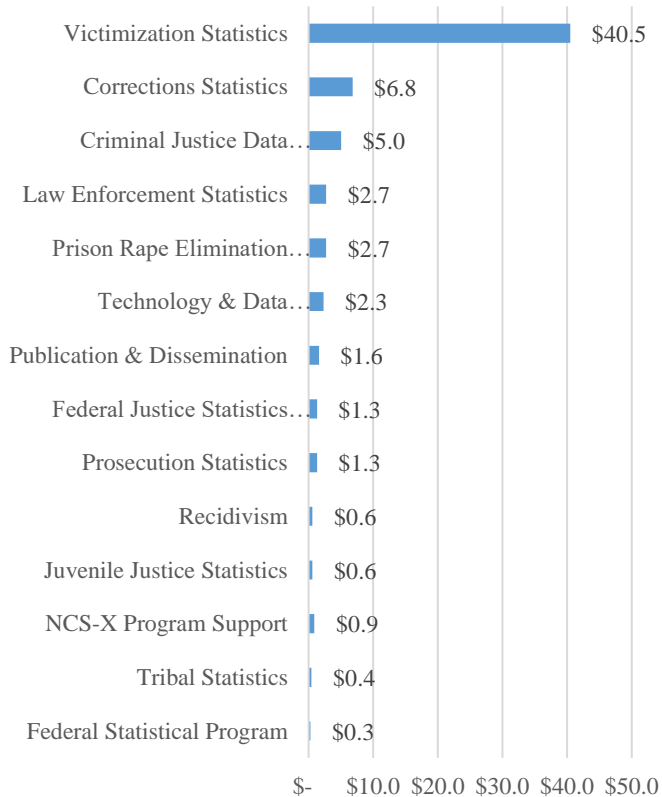
- [VOCA Nationwide Performance Reports](#)
- [Current Funding Opportunities](#)
- [Grant Awards Made by OVC](#)

**OFFICE OF JUSTICE PROGRAMS**  
**Program Name: Criminal Justice Statistics Programs –**  
**“Base” Program for the Bureau of Justice Statistics (BJS)**

**Funding**

FY 2020 Request: \$48.0M  
 FY 2019 CR: \$48.0M

**Average Annual Obligations\***  
**FY 2011- FY 2018**  
**(\$ in millions)**



\*Obligations include funds from Criminal Justice Statistics Program (BJS base) and transfers from other federal agencies.

**Program Description**

The Bureau of Justice Statistics (BJS) is the principal federal statistical agency in the Department of Justice and is responsible for collecting, analyzing, publishing, and disseminating official statistics on crime, criminal offenders, victims of crime, and the operation of justice systems at all levels of government.

With its “base” funding, BJS:

1. Collects, analyzes, and disseminates relevant, reliable, and objective statistics on crime and justice systems in the United States.
2. Supports improvements to state and local criminal justice information systems.
3. Participates with local, state, national and international organizations to recommend and develop standards for justice statistics.
4. Continually evaluates the availability and adequacy of crime-related data, and seeks enhanced measures to improve data collection and help understand crime trends.

**Authorizing Legislation:** The Justice System Improvement Act of 1979; 34 U.S.C. § 10131.

**First Year of Appropriation:** 1980

**Administering Agency:** Bureau of Justice Statistics

**DOJ Strategic Goal and Objective**

**DOJ Strategic Goal 3:** Reduce Violent Crime and Promote Public Safety

**Strategic Objective 3.1:** Combat violent crime, promote safe communities, and uphold the rights of victims of crime

**Current key BJS statistical collection programs are carried out in the following areas:** Criminal victimization; law enforcement; prosecution and adjudication (courts); corrections; federal justice statistics; tribal/Indian Country; and criminal history, recidivism, and special projects, such as the National Crime Statistics Exchange (NCS-X).

Each of these programs and the statistical collections they include are detailed in a separate program summary.

## **Program Goals**

- Produce current estimates and trends of indicators of the prevalence, incidence, rate, extent, distributions, and attributes of crime.
- Expand the use of federal, state, local, and tribal administrative data where feasible to enhance data available for policymakers, practitioners, researchers, and the public to better understand the justice system.
- Research and adopt new technologies to extract, transmit, and combine data from existing federal, state, and local administrative data systems to improve the timeliness, accuracy, and comparability of data.
- Enhance current and establish new data collections where information gaps exist and/or where new and emerging issues are not covered in current collections. Examples include estimates on non-citizens in local jails, the federal judicial response to human trafficking, the role of immigration in the federal criminal justice system, and training of law enforcement on indicators of opiate use.

## **Accomplishments**

In FY 2018:

- BJS published and disseminated a total of 24 reports, 10 press releases, eight one-page summaries providing criminal justice data to the media and the general public, five online data tools, 12 solicitations, 41 datasets, 26 web announcements, and 966,228 e-blasts. BJS also responded to 69 Freedom of Information Act (FOIA) requests, 533 media requests, 293 phone calls, and 1,494 AskBJS emails.
- BJS's websites had more than 6.6 million page views and BJS's 463 posts to Twitter were displayed 463,705 times. BJS has over 5,800 subscribers to JUSTATS and over 2,150 Twitter followers.
- BJS data products were cited in 1,106 articles in social science journals and law reviews; 10 times in congressional records and testimonies; in 19 pieces of state legislation and 10 pieces of federal legislation; and in 29 federal and 12 state court opinions.

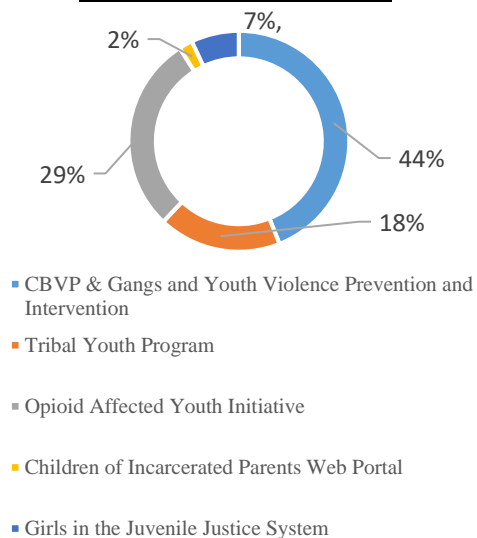
**For additional information about BJS operations, please visit: [www.bjs.gov](http://www.bjs.gov).**

**OFFICE OF JUSTICE PROGRAMS**  
**Program Name: Delinquency Prevention Program**

**Funding**

FY 2020 Request: \$17.0M  
 FY 2019 CR: \$27.5M

**FY 2018 Activities Chart**



**Program Description**

**Purpose:** To prevent youth at risk of becoming delinquent and from entering the juvenile justice system and to intervene with first-time and non-serious offenders to keep them from further contact with the juvenile justice system.

The goal is to reduce the likelihood that youth will become serious and violent offenders as adults, reducing potential victimizations and the burden of crime on society.

In FY 2018, this program included funding for the following carve-out programs:

- 1) Community Based Violence Prevention Program (CBVP), Gangs and Youth Violence Prevention and Intervention (blended funding in FY 2018)
- 2) Girls in the Juvenile Justice System
- 3) Children of Incarcerated Parents (COIP) web portal
- 4) Opioid Affected Youth Initiative
- 5) Tribal Youth

In FY 2019 and FY 2020, the Girls in the Juvenile Justice System program will also address the needs of girls vulnerable to becoming victims of human trafficking. OJJDP will support prevention and early intervention efforts designed to reach girls who are both involved in the juvenile justice system and at risk of becoming trafficking victims.

**Authorizing Legislation:** This program is authorized under sections 261 and 262 of the Juvenile Justice and Delinquency Prevention Act of 1974, as amended; 34 U.S.C. § 11171

**First Year of Appropriation:** 1994

**Administering Agency:** Office of Juvenile Justice and Delinquency Prevention

**DOJ Strategic Goal and Objective**

**DOJ Strategic Goal 3:** Reduce Violent Crime and Promote Public Safety

**Strategic Objective 3.1:** Combat violent crime, promote safe communities, and uphold the rights of victims of crime

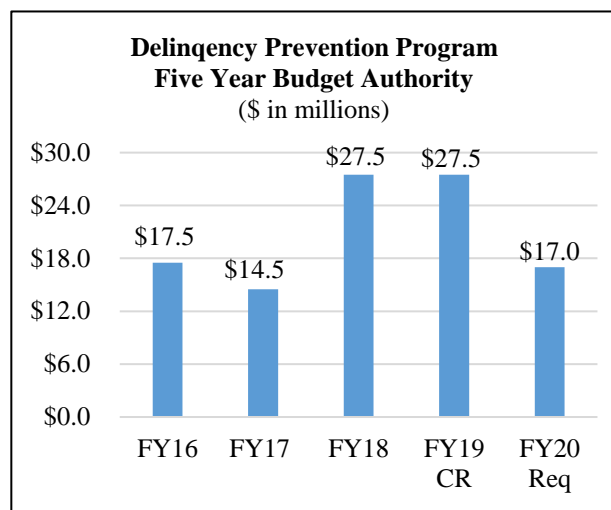
**Who Can Apply for Funding and How Funds are Distributed:** Through a competitive process, awards will be made as follows:



| <b>Program</b>   | <b>Who Can Apply for Funding</b>   | <b>Award Type</b>              | <b>Award Amount &amp; Length</b>                      |
|--|--|--------------------------------|---|
| CBVP/Gangs   | Funds support state (including territories), units of local government, and federally recognized tribal government law enforcement agencies with implementing gang suppression strategies.   | Cooperative Agreements         | \$200K - \$1.2M for 36 months                         |
| <b>Program</b>   | <b>Who Can Apply for Funding</b>   | <b>Award Type</b>              | <b>Award Amount &amp; Length</b>                      |
| Gang and Youth Violence Prevention and Intervention Prevention (Training and Technical Assistance) | Funds support nonprofit and for-profit organizations (including tribal nonprofit and for-profit organizations) and institutions of higher education (including tribal institutions of higher education) to provide training and technical assistance to funded program sites.  | Cooperative Agreement          | \$800K  |
| Girls in the Juvenile Justice System   | Funds support prevention and early intervention programs for girls involved in, or at risk of becoming involved in, the juvenile justice system, who are vulnerable to trafficking.  | Cooperative Agreements         | \$871K to two program sites for final supplement year |
| Children of Incarcerated Parents Web Portal  | Funds support “www.youth.gov”, a publicly accessible website that consolidates information regarding federal resources, grant opportunities, best and promising practices, and ongoing government initiatives that address and support children of incarcerated parents and their caregivers.  | Interagency Agreement with HHS | Up to \$450K for 12 months                            |
| Opioid-Affected Youth Initiative   | Funds support states (including territories), units of local government, and federally recognized tribal governments as determined by the Secretary of the Interior to implementing data-driven strategies and programs for youth impacted by opioid abuse.<br><br>Funds support nonprofit and for-profit organizations (including tribal nonprofit and for-profit organizations) and institutions of higher education (including tribal institutions of higher education) to provide training and technical assistance to funded program sites. | Cooperative Agreement          | Up to \$1M for 36 months                              |
| Tribal Youth Program (CTAS (Purpose Area #9))  | Funds support the development and implementation of youth programs for youth of federally recognized tribes.   | Grant                          | Up to \$400K for three years                          |

## Program Goals

- Prevent and intervene in youth and community gun and gang violence to enhance public safety.
- Promote improvements in the juvenile justice system nationwide through the adoption of evidence-based practices and strategies that hold youth appropriately accountable.
- Incentivize states, tribes, and localities to implement prevention and intervention programs for girls vulnerable to trafficking and who are most likely to enter the juvenile justice system.
- Support and enhance tribal efforts to prevent and reduce delinquency and strengthen the juvenile justice system for American Indian and Alaska Native youth.
- Support states, local communities, and tribal jurisdictions in their efforts to develop and implement effective programs for children, youth, and at-risk juveniles and their families who have been impacted by the opioid crisis and drug addiction.
- Provide planning and implementation support to eligible communities that demonstrate their readiness to develop or put a comprehensive gang suppression strategic plan into action, based on a multilateral data-driven strategy.



## Accomplishments

Through this program, OJJDP has identified:

- 56 effective programs and practices;
- 127 promising programs and practices; and
- 124 programs and practices which have no demonstrated effect.

These evaluations, available at [Delinquency Prevention on CrimeSolutions.gov](https://www.crimesolutions.gov/delinquency-prevention), help inform practitioners and policy makers about what works, what doesn't, and what's promising in redirecting youth who are considered at-risk for delinquency or who have committed a delinquent offense from deeper involvement in the juvenile justice system.

- In FY 2018, OJJDP provided supplemental funding to two sites, the Vera Institute and the City of New York and PACE Center for Girls in Florida, to implement community-based responses for girls in the juvenile justice system and at risk of entering the juvenile justice system. Grantees are examining girls' pathways into the juvenile justice system by working with local public and private partners to end the practice of placing girls and young women who are status offenders or child sex trafficking victims in the juvenile justice system; reduce the arrest and detention of girls for technical violations of probation; amend mandatory arrest policies for domestic violence to reduce the number of girls arrested for intra-family conflict; and reduce reliance on suspension and expulsion which can lead to academic failure and increased vulnerability for juvenile justice system involvement.
- In FY 2018, OJJDP awarded eight awards totaling over \$3 million under the Coordinated Tribal Assistance Solicitation Purpose Area 9 - Tribal Youth Program to federally recognized tribes to develop and implement programs that support and enhance tribal efforts to prevent and reduce juvenile delinquency and

strengthen a fair and beneficial juvenile justice system response for American Indian and Alaska Native youth.

- In FY 2018, OJJDP provided supplemental funding to National Gang Center (NGC) in order to provide enhanced technical assistance to sites funded by the gang suppression initiatives.

### Application and Award History

| (\$ in millions)                  | FY 2016             | FY 2017             | FY 2018             | FY 2019<br>CR | FY 2020<br>Request |
|-----------------------------------|---------------------|---------------------|---------------------|---------------|--------------------|
| Amount Available for Funding      | \$15.5 <sup>^</sup> | \$12.1 <sup>^</sup> | \$24.8 <sup>^</sup> | \$27.5        | \$17.0             |
| Total Funding Awarded             | \$15.5              | \$12.0              | \$22.1              | TBD           | TBD                |
| Number of Applications            | 181                 | 48                  | 119                 | TBD           | TBD                |
| Number of Awards                  | 39 <sup>1/</sup>    | 15 <sup>2/</sup>    | 38 <sup>3/</sup>    | TBD           | TBD                |
| Percentage of Applications Funded | 22%                 | 31%                 | 32%                 | TBD           | TBD                |

<sup>^</sup> Amount does not include funds used for management and administration, peer review, or other authorized purposes.

<sup>1/</sup> FY16 – Includes awards from the following programs: Tribal Youth, Gang Prevention, and Community-Based Violence Prevention.

<sup>2/</sup> FY17 – Includes awards from the following programs: Gang and Youth Violence Prevention, Girls in the Juvenile Justice System, Children of Incarcerated Parents Web Portal, and Community-Based Violence Prevention.

<sup>3/</sup> FY18 – Includes awards from the following programs: Gang and Youth Violence Prevention, Girls in the Juvenile Justice System, Tribal Youth, Opioid Affected Youth Initiative, Children of Incarcerated Parents Web Portal, and Community-Based Violence Prevention. A select number of FY 2018 Gang and Youth Violence Prevention funded grants have not been released to grantees due to concerns regarding compliance with federal immigration laws and ongoing litigation related to these matters.

**For additional information, please visit: <http://www.ojjdp.gov>.**

## OFFICE OF JUSTICE PROGRAMS

### Program Name: DNA Analysis, Capacity Enhancement, and Other Forensic Activities

#### Funding

FY 2020 Request            \$105.0M  
 FY 2019 CR:                \$130.0M

Under the FY 2019 CR level:

- (1) \$120M was provided for DNA Analysis, Capacity Enhancement, and Other Forensic Activities,
- (2) \$6M was provided for Postconviction DNA Testing, and
- (3) \$4M for Sexual Assault Forensic



#### Program Description:

**Purpose:** To improve the quality and practice of forensic science.

**Authorizing Legislation:** Created through Department of Justice appropriation acts

**Administering Agency:** National Institute of Justice (NIJ)

#### DOJ Strategic Goal and Objective

**DOJ Strategic Goal 3:** Reduce Violent Crime and Promote Public Safety

**Strategic Objective 3.1:** Combat violent crime, promote safe communities, and uphold the rights of victims of crime

**Who Can Apply for Funding:** Eligibility varies by solicitation.

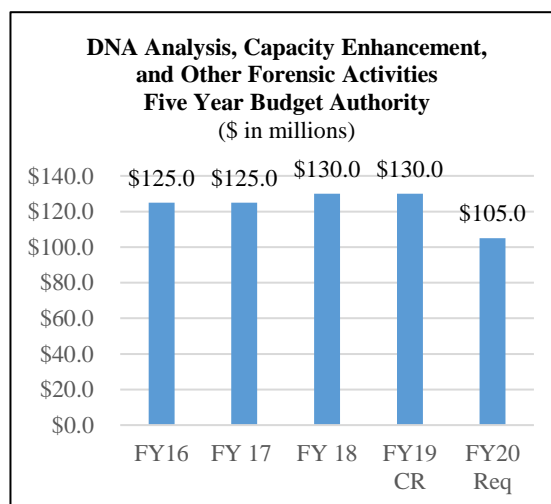
**How Funds are Distributed:** Award type, term, and amounts vary by solicitation.

#### Program Goals

- To increase laboratory capacity and reduce backlogs.
- To fund research and development to support the development of accurate, reliable, cost effective and rapid methods for the identification and analysis of physical evidence.
- To provide technical assistance to state and local law enforcement in the analysis and use of forensic evidence in criminal investigations.

#### Accomplishments

- NIJ administers eight highly impactful programs with the appropriated funds for ‘DNA and other forensic activities’ to address backlogs of DNA evidence, provide technical support to state and local law enforcement, and to strengthen the accuracy and reliability of forensic methods.
- 75 percent of the \$120 million appropriated for ‘DNA and other forensic activities’ have been made available directly to forensic laboratories to increase capacity and decrease backlogs of DNA evidence. While the demand for DNA testing continues to increase at an unprecedented rate, federal grants have resulted in increased productivity at our nations forensic laboratories. Labs have reported processing over one million cases and more than 3.4 million database (convicted offender and arrestee) samples, which have allowed law enforcement to apprehend perpetrators and bring justice to victims.
- Another 20 percent of this funding supports forensics-related carve-out programs (such as Postconviction DNA Testing and Sexual Assault Forensic Examination programs), research, and training and technical assistance programs. These efforts assist state local, and tribal grantees in addressing specific forensic



challenges, build state and local capacity to analyze and use forensic evidence in criminal cases, and advance understanding of the forensic sciences.

- The remaining five percent of this funding has been made available for grants to state and local law enforcement agencies to inventory, track, and report sexual assault kits. Since its inception in FY 2016, NIJ has provided funding to 14 different jurisdictions.
- Since 2017, NIJ has provided critical grant funding to coroners and medical examiners to achieve accreditation and help jurisdictions recruit forensic pathologists to cope with the significant rise in deaths due to the opioid crisis.
- Although NIJ has received a separate appropriation for the National Missing and Unidentified Persons System (NamUs), NIJ has augmented the program with other available resources. In FY 2019, NIJ plans to use funding from the ‘DNA and other forensic activities’ appropriation to supplement the NamUs program.
- Through the Postconviction Testing of DNA Evidence program, over 105,000 cases have been reviewed in 27 states, with DNA testing contributing to 48 exonerations. The cumulative time served for all of the exonerees under this program approaches 1,000 years.

### Application and Award History

#### DNA Analysis, Capacity Enhancement, and Other Forensic Activities

| (\$ in millions)                          | FY 2016              | FY 2017              | FY 2018              | FY 2019<br>CR | FY 2020<br>Request |
|---|----------------------|----------------------|----------------------|---------------|--------------------|
| Amount Available for Funding <sup>^</sup> | \$112.2 <sup>^</sup> | \$104.0 <sup>^</sup> | \$109.0 <sup>^</sup> | \$120.0       | \$105.0            |
| Total Funding Awarded                     | \$103.6              | \$104.0              | 109.0                | TBD           | TBD                |
| Number of Awards                          | 211                  | 216                  | 206                  | TBD           | TBD                |

#### Postconviction DNA Testing

| (\$ in millions)                          | FY 2016            | FY 2017            | FY 2018            | FY 2019<br>CR | FY 2020<br>Request |
|---|--------------------|--------------------|--------------------|---------------|--------------------|
| Amount Available for Funding <sup>^</sup> | \$3.6 <sup>^</sup> | \$3.3 <sup>^</sup> | \$5.4 <sup>^</sup> | \$6.0         | \$4.0              |
| Total Funding Awarded                     | \$3.6              | \$3.3              | \$5.4              | TBD           | TBD                |
| Number of Awards                          | 7                  | 6                  | 9                  | TBD           | TBD                |

#### Sexual Assault Forensic Examination Programs

| (\$ in millions)                          | FY 2016            | FY 2017            | FY 2018            | FY 2019<br>CR | FY 2020<br>Request |
|---|--------------------|--------------------|--------------------|---------------|--------------------|
| Amount Available for Funding <sup>^</sup> | \$3.6 <sup>^</sup> | \$4.0 <sup>^</sup> | \$3.6 <sup>^</sup> | \$4.0         | \$4.0              |
| Total Funding Awarded                     | \$3.2              | \$4.0              | \$3.6              | TBD           | TBD                |
| Number of Awards                          | 5                  | 7                  | 6                  | TBD           | TBD                |

<sup>^</sup> For FYs 2016 – 2018, Amount Available for Funding does not include funds used for management and administration, peer review, or other authorized purposes.

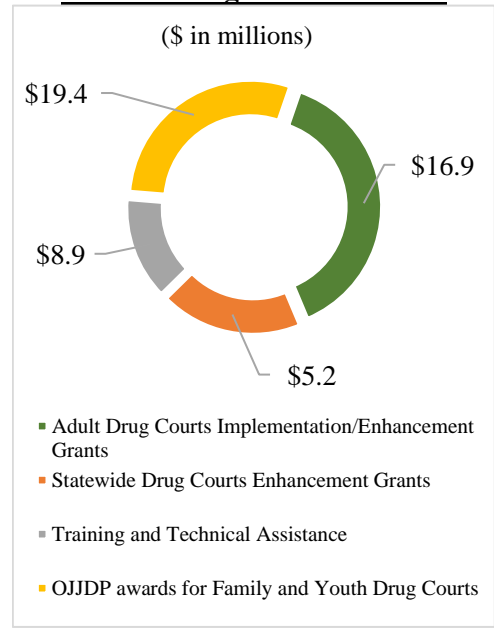
**For additional information, please visit: [NIJ Forensics](#).**

**OFFICE OF JUSTICE PROGRAMS**  
**Program Name: Drug Court Grant Program**

**Funding**

FY 2020 Request           \$75.0M  
 FY 2019 CR:               \$75.0M

**FY 2018 Drug Court Activities**



**Program Description**

**Purpose:** To help state, local, and tribal jurisdictions develop and implement drug courts that integrate substance abuse treatment, mandatory drug testing, sanctions and incentives, and transitional services in judicially supervised court settings.

Drug courts are the most researched criminal justice intervention in use today. They have proven to be a solid investment of federal dollars with a 25-year track record of success in diverting drug-addicted individuals from incarceration, reducing their risk of recidivism, and improving public safety and health.

**Authorizing Legislation:** Created through Department of Justice appropriations acts

**First Year of Appropriation:** 1995

**Administering Agency:** Bureau of Justice Assistance (BJA)

**DOJ Strategic Goal and Objective**

**DOJ Strategic Goal 3:** Reduce Violent Crime and Promote Public Safety

**Strategic Objective 3.1:** Combat violent crime, promote safe communities, and uphold the rights of victims of crime

**Who Can Apply for Funding:** States, state courts, local courts, units of local government, and federally recognized Indian tribal governments

**How Funds Are Distributed:** Through a competitive process, grant awards are made as follows:

| Activity                                     | Award Length | Amounts           |
|--|--------------|-------------------|
| Adult Drug Court Implementation Grants       | 48 months    | Up to \$500,000   |
| Adult Drug Court Enhancement Grants          | 36 months    | Up to \$500,000   |
| Statewide Enhancement Grants (Subcategory A) | 36 months    | Up to \$500,000   |
| Statewide Enhancement Grants (Subcategory B) | 48 months    | Up to \$1,500,000 |

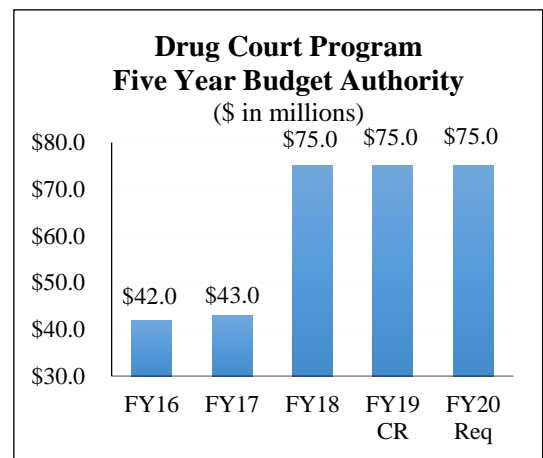
**Program Goals**

The overall goal of the Adult Drug Court Discretionary Grant Program is to equip courts and community supervision systems with the necessary tools to effectively integrate evidence-based substance abuse treatment, mandatory drug testing, sanctions and incentives, and transitional services in judicially supervised court settings with jurisdiction over high-risk, high-need offenders to reduce recidivism and substance abuse and prevent overdoses.

BJA promotes the timely dissemination of information emerging from the latest research on addiction science, substance abuse treatment and drug courts through BJA and the National Institute of Justice’s joint [Adult Drug Court Research to Practice \(R2P\) Initiative](#).

**Accomplishments**

To help combat the opioid crisis, a BJA-funded drug court in Buffalo, New York, implemented an innovative triage approach to reduce the risk of overdose deaths. The funding covers staff costs for the court and treatment programs, which include addiction counseling and medical interventions. Since its launch on May 1, 2018, the Buffalo drug court has sent 460 of those arrested to treatment. While three have left the program because they declined to complete treatment, none have died, a notable achievement in a county that lost almost 300 people to overdoses in 2016. The court deploys a Rapid Integration Team that links individuals to immediate treatment. With the help of electronic monitoring tools, a licensed counselor conducts clinical assessments and manages the addicted individual. The program is in its early stages, but serves as the blue print for the essential elements of opioid courts.



For more information on the innovative strategies of the Buffalo drug court and its essential elements, please visit: <https://courtinnovation.app.box.com/s/zj8js5gvzt6lp3nywmfc1ybt2pupey9q>.

In October 2014, the Office of State Courts Administrator in Missouri received a grant from BJA to perform process, outcome and cost evaluations of drug courts operating in Missouri using the 4-track model and to assist in the expansion of this model into four Missouri drug courts. The Missouri Drug Courts Coordinating Commission was interested in the costs associated with implementing this model and wanted to evaluate the costs and potential benefits in the expansion sites. The evaluation of the four sites was designed to determine whether implementing separate tracks based on participant risk and need in treatment courts result in more efficient use of program resources and in improved participant outcomes. Results from two of the 4-track sites in Missouri (Greene and Jackson counties) showed substantial improvements and cost savings in participant outcomes after implementing the 4-track model. Therefore, even if the model is not more cost efficient to implement, it may be worth the expense in improved participant outcomes, including reduced recidivism and the corresponding improvement in public safety. These results may serve as a guide for future BJA drug court policy decisions.

For more information on alternative tracks in the drug court, please visit: <https://www.ndci.org/wp-content/uploads/AlternativeTracksInAdultDrugCourts.pdf>

**Application and Award History**

| (\$ in millions)                    | FY 2016 | FY 2017 | FY 2018 | FY 2019 CR | FY 2020 Request |
|-------------------------------------|---------|---------|---------|------------|-----------------|
| Amount Available for Funding        | \$37.7^ | \$38.6^ | \$68.1^ | \$75.0     | \$75.0          |
| Total Funding Awarded <sup>1/</sup> | \$24.05 | \$22.1  | \$47.6  | TBD        | TBD             |
| Number of Applications              | 129     | 165     | 122     | TBD        | TBD             |
| Number of Awards                    | 56      | 53      | 75      | TBD        | TBD             |
| Percentage of Applications Funded   | 43%     | 32%     | 61%     | TBD        | TBD             |

<sup>1/</sup> Does not include awards for the Veterans Courts Program.

^ Amount does not include funds used for management and administration, peer review, or other authorized purposes.

**For additional information, please visit: [BJA Drug Court Discretionary Grant Program](#).**

**OFFICE OF JUSTICE PROGRAMS**

**Program Name: Economic, High-tech, White Collar, and Cyber Crime Prevention (E-Crime)**

| <u>Funding</u>   |         |
|------------------|---------|
| FY 2020 Request: | \$11.0M |
| FY 2019 CR:      | \$14.0M |

**Program Description**

**Purpose:** To enhance the capacity of state, local, tribal, and territorial criminal justice systems to prevent, investigate, respond to, and prosecute economic, cyber, and high-tech crimes through specialized training and technical assistance.

Training is provided both in a classroom setting and online and is supported by grant funds allowing state, local, tribal, and territorial officers, investigators, and prosecutors to attend the classes at no charge to their agencies. These grant funds also provide technical assistance to agencies, upon request, to assist with specific needs or investigative support.

A portion of these funds also supports the Intellectual Property Enforcement Program (IPEP), which assists state and local criminal justice systems in preventing and prosecuting intellectual property. IP crimes include violations of copyrights, patents, trademarks, trade secrets, and other forms of intellectual property both in the United States and abroad. These funds are made available to task forces through a competitive grant process.

**Authorizing Legislation:** Created through Department of Justice appropriations acts

**First Year of Appropriation:** 2008

**Administering Agency:** Bureau of Justice Assistance (BJA)

**DOJ Strategic Goal and Objective**

**DOJ Strategic Goal 3:** Reduce Violent Crime and Promote Public Safety

**Strategic Objective 3.1:** Combat violent crime, promote safe communities, and uphold the rights of victims of crime

**Who Can Apply for Funding and How Funds Are Distributed:**

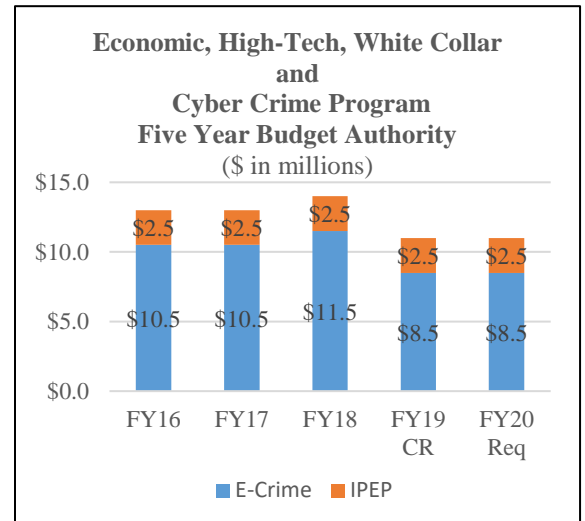
| <b>Program</b>  | <b>Who Can Apply for Funding</b>  | <b>Award Type</b> | <b>Award Amount</b> | <b>Award Length</b> |
|---|---|-------------------|---------------------|---------------------|
| Economic, High-tech, White Collar, and Cyber Crime Prevention | Nonprofit or for-profit organizations (including tribal nonprofit and for-profit organizations) and institutions of higher education (including tribal institutions of higher education). For-profit organizations must agree to forgo any profit or management fee. Applicants must demonstrate the capacity to provide training and technical assistance nationwide | Grants            | Up to \$8 million   | 12 months           |
| Intellectual Property Enforcement Program                     | State, local, and federally recognized Indian tribal governments (as determined by the Secretary of the Interior), and municipal law enforcement agencies, to include law enforcement agencies within institutions of higher education (including tribal institutions of higher education), and prosecutors.  | Grants            | Up to \$400,000     | 24 months           |

**Program Goals**

- Ensure that small and underserved law enforcement agencies in rural and remote jurisdictions benefit from the trainings.



- Increase the number of online classes to reduce costs for officers to receive training.
- Support locations participating in the National Public Safety Partnership.
- As the amount of digital evidence continues to grow exponentially, encourage law enforcement and prosecutors to work closely together to address expanding the use of technology needed for collecting or producing such evidence in connection with preventing economic, high-tech, or internet crime.
- Provide national support and improve the capacity of state, local, and tribal criminal justice systems to address intellectual property (IP) enforcement, including prosecution, prevention, training, and technical assistance.



**Accomplishments**

In FY 2018:

- 11,386 students completed an online training class. There were 32 online classes available during this reporting period. Three new online classes were developed and four other online courses were updated.
- 2,952 students attended 138 in-person, classroom Cyber, Economic Crime, Intelligence Analysis, and Intellectual Property Crime trainings.
- Six webinars were presented training a total of 1,579 students from 1,250 agencies.
- 145 onsite and offsite technical assistance requests were resolved in the areas of Cyber, Financial, Intelligence Analysis, and Intellectual Property Crime.
- The Law Enforcement Cyber Center (LECC) website was redesigned in cooperation with project partners. Web traffic has increased by over 25% over the previous year.
- This program also supported the State of the States Cybercrime Consortium Meeting, which took place from August 22-23 in Dallas, Texas. Cyber experts from 48 states and the U.S. territories attended.

**Application and Award History**

**Economic, High-tech, White Collar, and Cyber Crime Prevention (E-Crime)**

| (\$ in millions)                                   | FY 2016         | FY 2017 | FY 2018 | FY 2019 CR | FY 2020 Request |
|--|-----------------|---------|---------|------------|-----------------|
| Amount available for E-Crime (after IPEP carveout) | \$9.5^          | \$10.5^ | \$12.7^ | \$8.5      | \$8.5           |
| Total Funding Awarded                              | \$8.6           | \$8.7   | \$10.4  | TBD        | TBD             |
| Number of Applications                             | 2 <sup>1/</sup> | 1       | 2       | TBD        | TBD             |
| Number of Awards                                   | 2               | 1       | 1       | TBD        | TBD             |
| Percentage of Applications Funded                  | N/A             | 100%    | 50%     | TBD        | TBD             |

## Intellectual Property Enforcement Program (IPEP)

| (\$ in millions)                  | FY 2016         | FY 2017 | FY 2018 | FY 2019<br>CR | FY 2020<br>Request |
|-----------------------------------|-----------------|---------|---------|---------------|--------------------|
| Amount available for IPEP         | \$9.5^          | \$10.5^ | \$12.7^ | \$2.5         | \$2.5              |
| Total Funding Awarded             | \$8.6           | \$8.7   | \$10.4  | TBD           | TBD                |
| Number of Applications            | 2 <sup>1/</sup> | 1       | 2       | TBD           | TBD                |
| Number of Awards                  | 2               | 1       | 1       | TBD           | TBD                |
| Percentage of Applications Funded | N/A             | 100%    | 50%     | TBD           | TBD                |

<sup>1/</sup> Supplemental awards were made.

^ Amount does not include funds used for management and administration, peer review, or other authorized purposes.

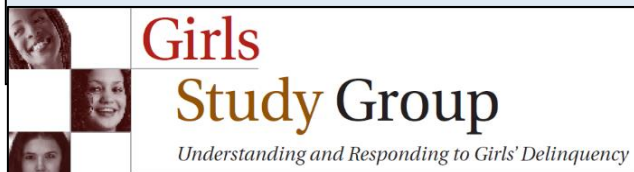
**For additional information, please visit: the [National White Collar Crime Center](#), the [High-Tech Crime Investigation](#) website, or the [IACP Law Enforcement Cyber Center](#).**

**OFFICE OF JUSTICE PROGRAMS**  
**Program Name: Girls in the Juvenile Justice System**

**Funding**

FY 2020 Request: \$2.0M  
 FY 2019 CR: \$2.0M

**Note:** This program has been a carve-out of the Delinquency Prevention Program since FY 2016.



**Program Description**

**Purpose:** To support comprehensive, community-based prevention and early intervention services for girls in an effort to reduce violence and victimization and to promote public safety.

Strategies are designed to increase knowledge regarding “what works” for girls vulnerable to trafficking and who are most likely to become or already are involved in the juvenile justice system.

Funding was made available for a National Girls Initiative to provide grants that support community-based prevention and diversion programs for status-offending girls, school-based programs for high-risk elementary and middle-school girls, mentoring programs specifically for girls, girls’ group homes, and dedicated probation officers. OJJDP also provided funding directly to five program sites to develop coordinated and cross-system responses for girls experiencing multiple risk factors for becoming victims of domestic human trafficking.

In FY 2019 and FY 2020, the Girls in the Juvenile Justice System program will also address the needs of girls vulnerable to becoming victims of human trafficking. OJJDP will support prevention and early intervention efforts designed to reach girls who are both involved in the juvenile justice system and at risk of becoming trafficking victims.

**Authorizing Legislation:** Department of Justice appropriations acts

**First Year of Appropriation:** 2014

**Administering Agency:** Office of Juvenile Justice and Delinquency Prevention (OJJDP)

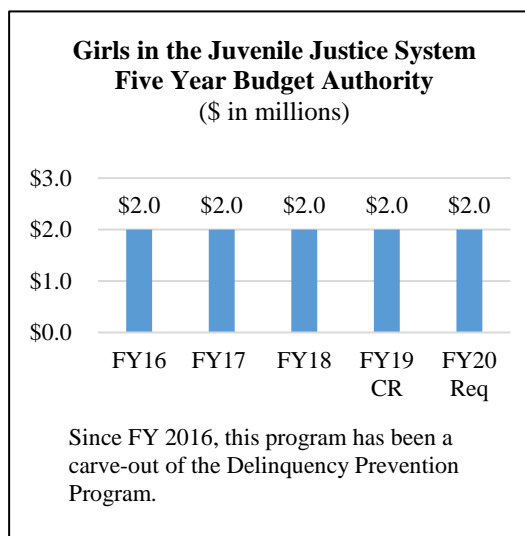
**DOJ Strategic Goal and Objective**

**DOJ Strategic Goal 3:** Reduce Violent Crime and Promote Public Safety

**Strategic Objective 3.1:** Combat violent crime, promote safe communities, and uphold the rights of victims of crime

**Who Can Apply for Funding:** States, territories, units of local government, federally recognized tribal governments, nonprofit and for-profit organizations (including tribal organizations), and institutions of higher education (including tribal institutions of higher education). For-profit organizations must agree to waive any profit or fees for services.

**How Funds are Distributed:** Through a competitive process, awards were made in the form of grants for up to 36 months.



## **Program Goals**

- Integrate family, community, and systems of care (e.g. mental health);
- Promote healing from trauma caused by physical and sexual abuse;
- Promote the personal development of girls' individual strengths; and
- Promote the placement of girls that do not pose a public safety risk in non-residential treatment facilities close to their homes and provide small gender-responsive, culturally competent residential facilities for girls who do pose a public safety risk.

## **Accomplishments**

In FY 2017, OJJDP funded the National Girls Initiative, as well as providing continued support for five existing girls program sites. The National Girls Initiative made Innovation Awards to three Girls Coalitions (Iowa Commission on the Status of Women, Connecticut Juvenile Justice Alliance, and the San Francisco Alliance for Girls) to:

- Collaborate with state juvenile justice specialists, state advisory groups, local governments, and tribal councils to develop community-based, gender-specific, trauma-informed programs for girls in their states and localities;
- Reduce arrests and detention for girls for status offenses, violation of protection orders or warrants and other technical violations, simple assault, domestic violence, and domestic minor sex trafficking; and
- Implement gender-specific, culturally-responsive, trauma informed services for girls.

The National Girls Initiative also created a public/private partnership with the NoVo Foundation to support four additional Girls Coalitions (Hawaii Girls Court, Southwest Key, National Compadres, and Pittsburgh Center for Law and Justice). In addition, the Initiative provided technical assistance to the coalitions funded by this program, as well as to other jurisdictions, on girls and youth justice issues.

In FY 2018, OJJDP also continued fiscal support to two of the original five program site grantees – Vera Institute of Justice and the PACE Center for Girls - with an expanded emphasis for these sites to focus on efforts to prevent and intervene with girls who are vulnerable to trafficking and therefore at risk of entering the juvenile justice system.

## **Application and Award History**

| <b>(\$ in millions)</b>           | <b>FY 2016</b>     | <b>FY 2017</b>     | <b>FY 2018</b>     | <b>FY 2019<br/>CR</b> | <b>FY 2020<br/>Request</b> |
|-----------------------------------|--------------------|--------------------|--------------------|-----------------------|----------------------------|
| Amount Available for Funding      | \$1.8 <sup>^</sup> | \$1.7 <sup>^</sup> | \$1.8 <sup>^</sup> | \$2.0*                | \$2.0*                     |
| Total Funding Awarded             | \$1.8              | \$1.7              | \$1.7              | TBD                   | TBD                        |
| Number of Applications            | 3                  | 6                  | 2                  | TBD                   | TBD                        |
| Number of Awards                  | 3                  | 6                  | 2                  | TBD                   | TBD                        |
| Percentage of Applications Funded | 100%               | 100%               | 100%               | TBD                   | TBD                        |

<sup>^</sup> Amount for programs minus funds used for management and administration, peer review, or other authorized purposes.

\* Since FY 2016, this program has been a carve-out of the Delinquency Prevention Program.

**For additional information, please visit: <http://www.ojjdp.gov/>.**

**OFFICE OF JUSTICE PROGRAMS**

**Program Name: Harold Rogers Prescription Drug Monitoring Program (PDMP)**

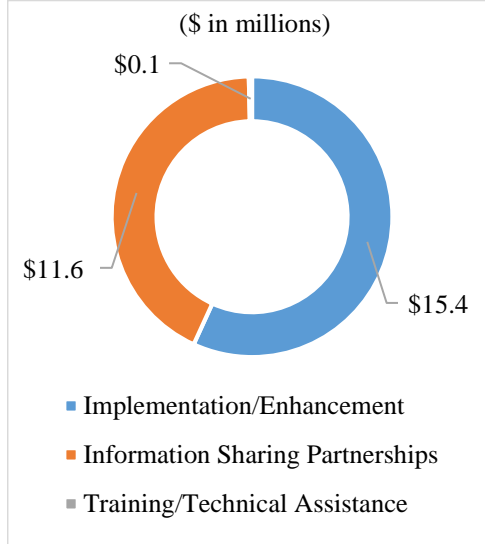
**Funding**

FY 2020 Request: \$30.0M  
 FY 19 CR: \$30.0M

**Program Description**

**Purpose:** To prevent prescription drug abuse. Grant funds can be used by state, local, and federally recognized tribal governments to plan, implement, enhance, or evaluate Prescription Drug Monitoring Programs (PDMP).

**FY 2018 Activities Chart**



The grant program builds the capacities of regulatory and law enforcement agencies, as well as public health officials, to collect and analyze prescription data through a centralized database administered by an authorized state agency.

This program is part of OJP’s Comprehensive Opioid Assistance Program (COAP) as Category 5 - Harold Rogers Prescription Drug Monitoring Program (PDMP) Implementation and Enhancement Projects. Please see the separate COAP summary for additional information on this program.

**Authorizing Legislation:** Created through Department of Justice appropriation acts

**First Year of Appropriation:** 2002

**Administering Agency:** Bureau of Justice Assistance (BJA)

**DOJ Strategic Goal and Objective**

**DOJ Strategic Goal 3:** Reduce Violent Crime and Promote Public Safety

**Strategic Objective 3.1:** Combat violent crime, promote safe communities, and uphold the rights of victims of crime

**Who Can Apply for Funding and How Funds are Distributed:**

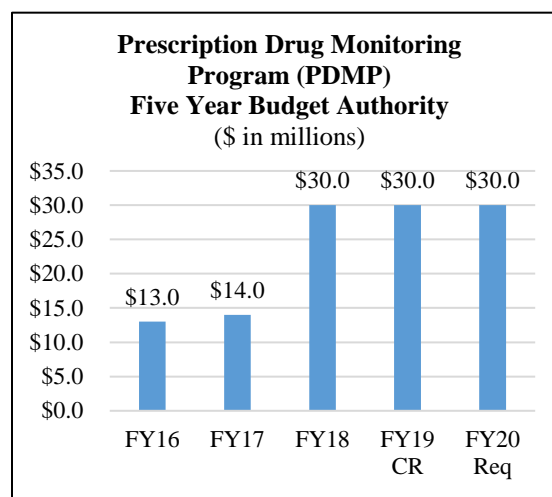
| Activity                       | Who Can Apply for Funding                                    | Award Type | Amounts                    |
|--------------------------------|--|------------|----------------------------|
| Implementation and Enhancement | State governments with legislation to support a PDMP         | Grants     | Up to \$750K for 36 months |
| Multidisciplinary Teams        | States and units of local governments with operational PDMPs | Grants     | Up to \$750K for 24 months |

**Program Goals**

- Reduce prescription drug misuse through interagency collaboration and analysis of PDMP data.
- Reduce the variations that exist in the type of information collected, those allowed to access the data, and the requirements for use and reporting.
- Promote interstate PDMP information sharing and the development of inter-operable PDMP systems.

## Accomplishments

- PDMPs are operational in every state, Guam, Puerto Rico, and the District of Columbia, although Missouri is not operational statewide.
- Forty-seven states are currently able to exchange prescription data with each other. In some instances, data sharing may be limited to a couple of neighboring states. In other instances, data sharing may span states within a specific region.
- As of October 2018, 19 states have mandatory use requirements for prescribers and dispensers in certain circumstances; 24 states and one territory have mandatory use requirements for prescribers only in certain circumstances; and seven states, the District of Columbia and no territories have no mandatory use requirement.



## Application and Award History

| (\$ in millions)                  | FY 2016             | FY 2017             | FY 2018             | FY 2019 CR | FY 2020 Request |
|-----------------------------------|---------------------|---------------------|---------------------|------------|-----------------|
| Amount Available for Funding      | \$11.7 <sup>^</sup> | \$14.0 <sup>^</sup> | \$27.1 <sup>^</sup> | \$30.0     | \$30.0          |
| Total Funding Awarded             | \$11.2              | \$12.4              | \$27.1              | TBD        | TBD             |
| Number of Applications            | 23                  | 45                  | 76                  | TBD        | TBD             |
| Number of awards                  | 21                  | 24                  | 69                  | TBD        | TBD             |
| Percentage of Applications Funded | 91%                 | 53%                 | 91%                 | TBD        | TBD             |

<sup>^</sup> Amount does not include funds used for management and administration, peer review, or other authorized purposes.

**For additional information, please visit: [Prescription Drug Monitoring Program](#)** (Category 5 of the Comprehensive Opioid Assistance Program).

**OFFICE OF JUSTICE PROGRAMS**  
**Program Name: Improving Juvenile Indigent Defense Program**

**Funding**

FY 2020 Request:       \$2.5M  
 FY 2019 CR:            \$2.0M

**Current Program Description**

**Purpose:** To assess and improve access to high quality juvenile defense and reentry legal services for juveniles in the U.S.

This program provides funding and other resources to:

- Help states and tribes develop effective, well-resourced model juvenile defense delivery systems with standards of practice and policy for their effective management; and
- Provide cost-effective and innovative training for the juvenile defense bar, including court-appointed counsel, particularly in rural, remote and underserved areas.

**Authorizing Legislation:** Created through Department of Justice appropriations acts



Figure 1: From DC Public Defender Service (<http://www.pdsdc.org/>)

**First Year of Appropriation:** 2015

**Administering Agency:** Office of Juvenile Justice and Delinquency Prevention

**Who Can Apply for Funding and How Funds are Distributed:** Through a competitive process, awards are made as follows:

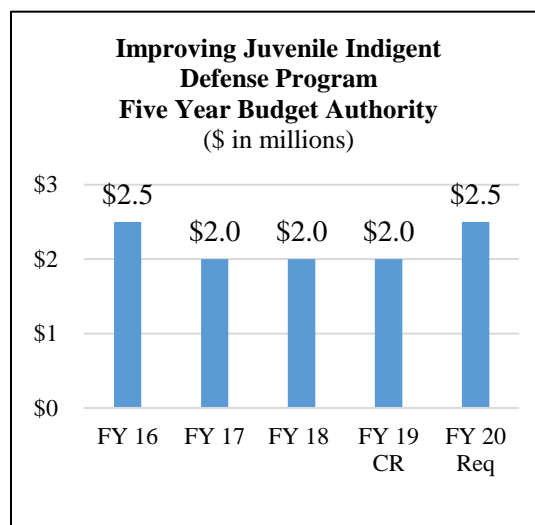
| Category  | Who Can Apply for Funding  | Award Type            | Award Amounts   | Award Period |
|---|--|-----------------------|---|--------------|
| State System Juvenile Defense Enhancements for Youth Offenders  | States, territories, units of local government, and federally recognized tribes  | Grants                | \$500,000<br><br>4 awards (or sub-awards) of up to \$125,000 each | 36 months    |
| National Training and Technical Assistance for Juvenile Defense | Non-profit and for-profit organizations and institutions of higher education. Includes tribal organizations and institutions of higher education. For-profit organizations must agree to forgo any profit or management fee. | Cooperative Agreement | \$750,000   | 36 months    |

**Current Program Goals**

- Promote multi-agency, cross-disciplinary collaboration among critical stakeholders to plan and implement system-wide juvenile defense reforms. Stakeholders include those in the juvenile justice system as well as schools, mental health professionals, community advocates, youth and family serving organizations, and policy makers at the state and local level.
- Promote education and technical assistance for juvenile defense professionals on adolescent development, trauma-informed care, appellate and post-disposition advocacy, and other critical topics impacting the effective assistance of counsel.

## Accomplishments

- In FY 2018, under that State System Enhancements for Youth Offenders program, OJJDP awarded grants to the North Carolina Administrative Office of the Courts; Hamilton County (Ohio) Public Defender; Connecticut Public Defender Services; and the Maryland Office of the Public Defender. The funding will support the sites in their efforts to address barriers and gaps within their juvenile justice systems' juvenile defense delivery systems for indigent youth in order to reduce reoffending and decrease recidivism.
- The National Juvenile Defender Center (NJDC), the training and technical assistance provider funded through this program, accomplished the following:
  - Developed assessment and planning tools and materials and provided the four planning grantees with intensive training and technical assistance throughout the statewide reform planning phase;
  - Expanded the Juvenile Training Immersion Program for defenders to include a Reentry module;
  - Developed and disseminated a series of educational resources and materials to educate juvenile defense system professionals and other key stakeholders about the national crisis in juvenile defense; and
  - Provided assistance to individual defenders, defender offices, and regional juvenile defender resource centers.



## Application and Award History

| (\$ in millions)                  | FY 2016            | FY 2017            | FY 2018            | FY 2019 CR | FY 2020 Request |
|-----------------------------------|--------------------|--------------------|--------------------|------------|-----------------|
| Amount Available for Funding      | \$2.3 <sup>^</sup> | \$1.8 <sup>^</sup> | \$1.8 <sup>^</sup> | \$2.0      | \$2.5           |
| Total Funding Awarded             | \$2.3              | \$1.6              | \$1.7              | TBD        | TBD             |
| Number of Applications            | 6                  | 21                 | 16                 | TBD        | TBD             |
| Number of Awards                  | 3                  | 2                  | 4                  | TBD        | TBD             |
| Percentage of Applications Funded | 50%                | 10%                | 25%                | TBD        | TBD             |

<sup>^</sup> Amount does not include funds used for management and administration, peer review, or other authorized purposes.

For additional information about the current program, please visit: <http://www.ojjdp.gov/>.



## OFFICE OF JUSTICE PROGRAMS

### Program Name: Innovative Prosecution Solutions Program (formerly Smart Prosecution Program)

#### Funding

FY 2020 Request: \$0

FY 2019 CR: \$2.5M

This program is a carve-out of the Byrne Justice Assistance Grant (JAG) Program.

#### Program Description

**Purpose:** This program supports prosecutors in developing and implementing evidence-based, data-driven strategies that are effective, efficient, and economical. Grantees are encouraged to work with an independent research partner to evaluate the effectiveness of their strategies. Lessons learned from Smart Prosecution and Innovative Prosecution Solutions build a body of evidence for use by prosecutors

across the country as they seek to work with communities and the police to solve chronic problems, fight violent crime, and prosecute opioid-related homicides.

In FY 2020, the President's budget does not include funds for this program because of higher funding priorities.

**Authorizing Legislation:** Created by Department of Justice appropriations acts

**First Year of Appropriation:** 2014

**Administering Agency:** Bureau of Justice Assistance (BJA)

#### DOJ Strategic Goal and Objective

**DOJ Strategic Goal 3:** Reduce Violent Crime and Promote Public Safety

**Strategic Objective 3.1:** Combat violent crime, promote safe communities, and uphold the rights of victims of crime

**Who Can Apply for Funding:** State, local, and tribal prosecutor agencies or a government agency or nonprofit organization as fiscal agent.

**How Funds Are Distributed:** Through a competitive process, awards were made as grants for up to \$425,000 for a 24-month project period under Smart Prosecution and up to \$360,000 for Innovative Prosecution Solutions.

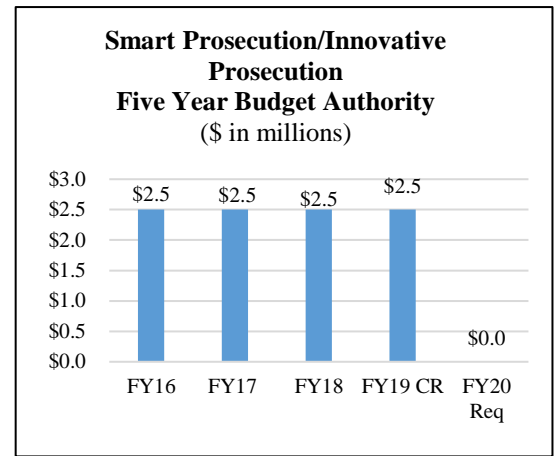
#### Program Goals

- Develop prosecution strategies that break down information silos, improve public trust and confidence in the justice system, and increase public safety. Examples include changing how prosecutors' offices prioritize cases using zone/geographic prosecution, crime analysis tools, restorative justice, community courts, truancy abatement, diversion programs, and cyber-crime strategies.
- Build partnerships between prosecutors, police, the community, and other criminal justice and local agencies to find ways to work together to solve problems in their jurisdictions.
- Promote fair, impartial, and expeditious pursuit of justice.
- Test, establish, and expand innovative new ideas and evidence-based programming in prosecutors' offices to increase their ability to effectively and sustainably prevent and respond to crime, especially violent crime.
- Establish sustainable research partnerships that are integrated into the strategic and tactical operations of agencies.
- Foster effective and consistent collaborations with external agencies, and with the communities they serve.

- Use technology, intelligence, and data in innovative ways that enable the prosecutors' offices to focus resources on the people and places associated with high concentrations of criminal behavior and crime.
- Advance the state of the prosecution practice for the benefit of the entire field through dissemination of promising practices and evaluation findings.

**Accomplishments**

- In Marion County, Indiana, the prosecutor's office is expanding the Special Prosecution's Unit mission with the addition of a National Integrated Ballistic Information Network (NIBIN) prosecutor who will utilize NIBIN evidence to aggressively prosecute violent crime and the opioid trade while coordinating with law enforcement to bolster active investigations into unsolved gun crimes.
- The Middle District Attorney's Office of Massachusetts is partnering with Fitchburg State University to improve investigation and prosecution response to overdose deaths in Worcester County.
- The East Baton Rouge Innovative Prosecution Solutions Project is addressing the problem of opioid related overdose deaths and related violent crime through the development of an inter-agency action plan to reduce the barriers to effective investigation and prosecution.
- The District Attorney General, 30th Judicial District in Shelby County, Tennessee, is working to reduce opioid addiction by developing a better understanding of the county's opioid problem by effectively connecting addicts to treatment, effectively identifying and prosecuting traffickers and distributors, and by capitalizing on existing programs and services to provide more effective community education, prevention, treatment, and recovery efforts.
- The Wayne County Prosecuting Attorney's Office (WCPO) in Michigan is increasing the effectiveness and impact of prosecuting individuals responsible for opioid-related deaths by using intelligence- and data-driven processes to identify 'hot spots' where illegal opioid activity and violent crime overlap, restructuring the WCPO Major Drug Unit by eliminating the drug amount threshold for cases and utilizing swift judicial investigations and criminal sanctions to compel testimony and encourage cooperation through a one-man grand jury.
- The Wisconsin Department of Justice, in partnership with the Milwaukee County District Attorney's Office, is working to enhance the prosecutor's role in fatal overdose investigations to prosecute individuals responsible for opioid-related deaths.



### Application and Award History

| (\$ in millions)                  | FY 2016             | FY 2017             | FY 2018             | FY 2019<br>CR | FY 2020<br>Request |
|-----------------------------------|---------------------|---------------------|---------------------|---------------|--------------------|
| Amount Available for Funding^     | \$2.2 <sup>1/</sup> | \$2.5 <sup>1/</sup> | \$2.2 <sup>1/</sup> | [\$0]         | [\$0]              |
| Total Funding Awarded             | \$2.2               | \$2.2               | \$2.1               | TBD           | TBD                |
| Number of Applications            | 27                  | 19                  | 22                  | TBD           | TBD                |
| Number of awards                  | 6                   | 4                   | 8                   | TBD           | TBD                |
| Percentage of Applications Funded | 22%                 | 21%                 | 36%                 | TBD           | TBD                |

<sup>1/</sup> This program has been a carve-out of the Byrne Justice Assistance Grant (JAG) Program.

^ Amount does not include funds used for management and administration, peer review, or other authorized purposes.

**For additional information, please visit: [BJA Innovative Prosecution Strategies](#).**

**OFFICE OF JUSTICE PROGRAMS**

**Program Name: Innovations in Community-Based Crime Reduction (CBCR) Program  
(formerly Byrne Criminal Justice Innovation Program)**

**Funding**

FY 2020 Request: \$0  
 FY 2019 CR: \$17.5M

\* This program is funded as a carve-out of the Community Trust Initiative in FY 2019.

**Program Description**

**Purpose:** To help local and tribal communities address priority crime problems by creating place-based, community-oriented strategies.

The Innovations in Community-Based Crime Reduction (CBCR) Program has four core objectives:

1. To better integrate crime control efforts with revitalization strategies.
2. To improve the use of data and research to problem solve and guide program strategies.
3. To increase community and resident engagement in shaping crime prevention and revitalization efforts.
4. To promote sustainable collaboration with cross-sector partners to tackle problems from multiple angles.

The Department of Justice is continuing to expand the Project Safe Neighborhoods (PSN) Program, which works with locally-based task forces made up of criminal justice and community stakeholders and led by the local United States Attorney, to reduce violent crime and promote interagency cooperation. Under the FY 2020 budget, CBCR activities will be merged into OJP’s PSN activities to promote a more effective and integrated response to violent crime at the local level.

**Authorizing Legislation:** Created through Department of Justice appropriations acts.

**First Year of Appropriation:** 2012

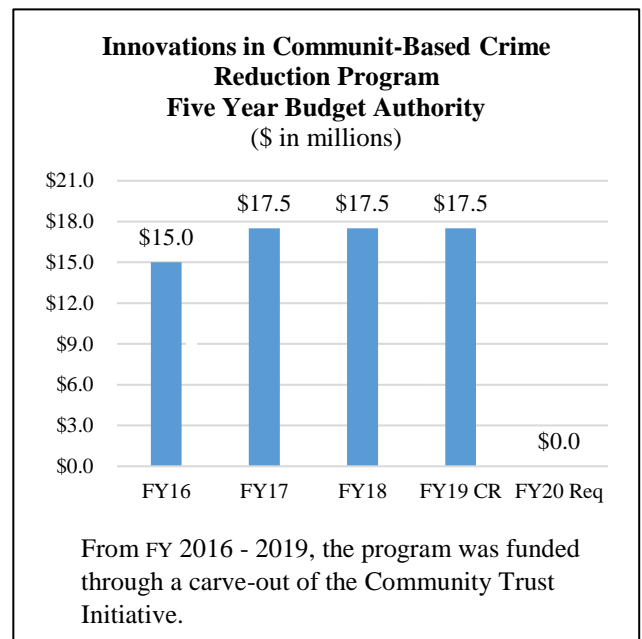
**Administering Agency:** Bureau of Justice Assistance (BJA)

**DOJ Strategic Goal and Objective**

**DOJ Strategic Goal 3:** Reduce Violent Crime and Promote Public Safety

**Strategic Objective 3.1:** Combat violent crime, promote safe communities, and uphold the rights of victims of crime

**Who Can Apply for Funding:** Cross-sector partnerships that may include state, local, and tribal governments, non-profit organizations, and criminal and juvenile justice agencies.



**How Funds Are Distributed:**

| Category                    | Award Type | Award Amount      | Award Period |
|-----------------------------|------------|-------------------|--------------|
| Planning and Implementation | Grants     | Up to \$1,000,000 | 36 months    |

## **Program Goals**

The CBCR Program promotes interagency collaboration and coordination with new and existing partners at the federal, state, local, and tribal levels. CBCR resources are targeted to neighborhoods with chronic crime challenges. CBCR promotes data-driven, cross-sector strategies to identify crime drivers and to create a set of strategies to target these drivers, and connect crime reduction efforts with economic development plans to reduce crime and violence and stabilize the neighborhoods.

## **Accomplishments**

Since 2012, this program has provided funding to 83 of the most distressed neighborhoods across the country, including urban, rural, and tribal communities. Some accomplishments across the four core objectives include:

### *Crime and Offending:*

- Part I crimes in Philadelphia’s target area dropped from an average of 61 per year to 46 per year between 2012 and 2015. Additionally, one year after revitalization work was completed at one hotspot—the intersection of 34<sup>th</sup> and Haverford—crime decreased 75 percent (from 168 incidents every 6 months to 40) and there were **no** shootings.
- Crime in the immediate area targeted by the Flint, Michigan, CBCR effort dropped 20 percent from 2015 to 2016. This includes drug-related loitering and assaults and shootings. In one hotspot, violent crime declined 16 percent and property crime declined 14 percent. In a second hotspot along the same commercial corridor, violent crime declined 14 percent and property crime declined 51 percent.

### *Economic Investment and Revitalization:*

- The Sheriff’s Office of Alameda County, California, is leading revitalization efforts to create more economic opportunities along a vacant commercial corridor that has been a hotspot for criminal activity for at least a decade by launching “Eden Night Live.” One of the main goals of Eden Night Live is to help small businesses increase their local consumer base and create opportunities for entrepreneurs, while creating a place where people can feel connected to one another.

### *Social Cohesion and Community-Police Collaboration:*

- In Youngstown, Ohio, more than 500 volunteers, organized through 25 project partners, volunteered to board up and clean a significant number of vacant properties in the CBCR target area. Volunteers cleaned up and secured 71 vacant properties and removed 206 tires, 800 cubic yards of illegally dumped debris, and 467 bags of trash. The City of Youngstown also demolished seven abandoned, severely blighted houses as part of the project.

### *Cost effectiveness and Sustainability:*

- The Syracuse, New York, CBCR Program successfully created and implemented a Peacemaking Center, training 36 community members to provide free community-based conflict resolution to individuals referred by justice system stakeholders. The program’s success helped garner three additional funding sources to support and expand the program and staffing, which moved it from a neighborhood-based to a countywide program.

More highlights of these sites’ work and results may be reviewed here:

<http://www.lisc.org/our-initiatives/safe-neighborhoods/cbcr/cbcr-results/>

**Application and Award History**

| <b>(\$ in millions)</b>           | <b>FY 2016</b>         | <b>FY 2017</b>       | <b>FY 2018</b>       | <b>FY 2019<br/>CR</b> | <b>FY 2020<br/>Request</b> |
|-----------------------------------|------------------------|----------------------|----------------------|-----------------------|----------------------------|
| Amount Available for Funding^     | [\$13.4] <sup>1/</sup> | \$17.5 <sup>1/</sup> | \$15.7 <sup>1/</sup> | \$0.0                 | \$0.0                      |
| Total Funding Awarded             | \$12.4                 | \$14.3               | \$14.7               | TBD                   | TBD                        |
| Number of Applications            | 70                     | 60                   | 60                   | TBD                   | TBD                        |
| Number of Awards                  | 22                     | 14                   | 14                   | TBD                   | TBD                        |
| Percentage of Applications Funded | 31%                    | 23%                  | 23%                  | TBD                   | TBD                        |

<sup>1/</sup> From FY 2016 - 2018, BCJI was a carve-out of the Community Trust Initiative.

^ Amount does not include funds used for management and administration, peer review, or other authorized purposes.

**For additional information, please visit: <http://www.lisc.org/our-initiatives/safe-neighborhoods/cbcr/>.**

**OFFICE OF JUSTICE PROGRAMS**  
**Program Name: Innovations in Supervision Program**  
**(formerly Smart Probation Program)**

**Funding**

FY 2020 Request:                 \$6.0M  
 FY 2019 CR:                       \$6.0M

This program is a carve-out of the Second Chance Act Program.

**Program Description**

**Purpose:** To reduce recidivism by improving probation and parole systems. This program provides grants and technical assistance to increase the capacity and effectiveness of community supervision agencies through the development, implementation, and testing of innovative and evidence-based strategies to increase supervision success rates and reduce the number of crimes committed by those under probation and parole supervision.

The program requires practitioner-researcher partnerships to assess problems, develop research-informed responses, and document whether and how approaches to reduce recidivism enable replication by others.


**Authorizing Legislation:** Created through Department of Justice appropriations acts

**First Year of Appropriation:** 2012

**Administering Agency:** Bureau of Justice Assistance (BJA)

**FY 2018 Innovations in Supervision**

**Activities**  
 (\$ in millions)



- Planning and Implementation
- National Reentry Resource Center

**DOJ Strategic Goal and Objective**

**DOJ Strategic Goal 3:** Reduce Violent Crime and Promote Public Safety

**Strategic Objective 3.1:** Combat violent crime, promote safe communities, and uphold the rights of victims of crime

**Who Can Apply for Funding:** States, units of local government, and federally recognized Indian tribal governments.

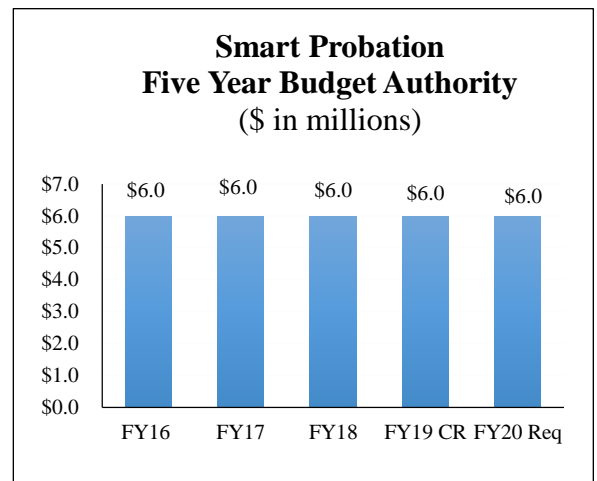
**How Funds Are Distributed:** Through a competitive process, awards are made as grants for up to \$750,000 each for a 36-month award period.

**Program Goals**

- Promote and increase collaboration among agencies and officials who work in probation, parole, pretrial, law enforcement, treatment, reentry, and related community corrections fields.
- Align agency practices with best and evidence-based practices to focus resources on individuals at high risk of recidivating and at higher risk of committing violence, including using normed and validated risk assessments to inform case management decisions; establish quality programs to address criminogenic needs; consider responsibility factors when placing people in programs; and implement effective community supervision practices, including incorporating incentives and sanctions into the supervision process to encourage positive behavior changes.
- Develop, implement, and evaluate supervision strategies that may serve as a model for other agencies.

**Accomplishments**

- In Connecticut, the Judicial Branch partnered with Central Connecticut State University to bring cognitive behavioral approaches to routine probationer-officer interactions. The team co-developed scripts to provide officers with a practical approach to restructure probationers’ criminal thinking. The program has reduced recidivism among medium- and high-risk probationers.
- In South Carolina, the Department of Probation, Parole, and Pardon Services completed a multipart program to increase individual staff and agency capacity. The Department trained probation staff in effective supervision practices, expanded use of assessment tools, and increased access to treatment in order to meet the state’s Omnibus Crime Reduction and Sentencing Reform Act. Probationers’ compliance with conditions of supervision has increased and revocations have decreased.
- In North Carolina, the Department of Public Safety is expanding a pilot project to reduce recidivism among high risk probationers with severe mental illness (an estimated 20 percent of the state probation population) through specialty mental health caseloads.
- In Pennsylvania, Allegheny County is implementing a data- and performance-driven, dosage-based supervision model which will enable probation officers to prioritize work based on risk-need-responsivity principles, make early termination recommendations, spend more time on higher risk probationers, and allow the agency to measure and improve probation officer and overall success.



**Application and Award History**

| (\$ in millions)                  | FY 2016 | FY 2017 | FY 2018 | FY 2019 CR | FY 2020 Request |
|-----------------------------------|---------|---------|---------|------------|-----------------|
| Amount Available for Funding      | \$5.4^  | \$4.9^  | \$5.4^  | \$6.0      | \$6.0           |
| Total Funding Awarded             | \$5.4   | \$4.9   | \$5.4   | TBD        | TBD             |
| Number of Applications            | 39      | 35      | 27      | TBD        | TBD             |
| Number of Awards                  | 9       | 8       | 7       | TBD        | TBD             |
| Percentage of Applications Funded | 23%     | 23%     | 26%     | TBD        | TBD             |

^ Amount does not include funds used for management and administration, peer review, or other authorized purposes.

For additional information, please visit: [BJA Innovations in Supervision](#).



**OFFICE OF JUSTICE PROGRAMS**

**Program Name: John R. Justice Loan Repayment Assistance Program**

**Funding**

FY 2020 Request: \$0.0M  
FY 2019 CR: \$2.0M

**Program Description**

**Purpose:** To encourage qualified attorneys to choose careers as prosecutors and public defenders by providing loan repayment assistance through formula awards to state governments.

In FY 2020, the

President’s budget does not include funds for this program because of higher funding priorities.

**Authorizing Legislation:** John R. Justice Prosecutors and Defenders Incentive Act of 2008 (42 USC 3797cc-21(j))

**First Year of Appropriation:** 2010

**Administering Agency:** Bureau of Justice Assistance (BJA)

**DOJ Strategic Goal and Objective**

**DOJ Strategic Goal 3:** Reduce Violent Crime and Promote Public Safety

**Strategic Objective 3.1:** Combat violent crime, promote safe communities, and uphold the rights of victims of crime

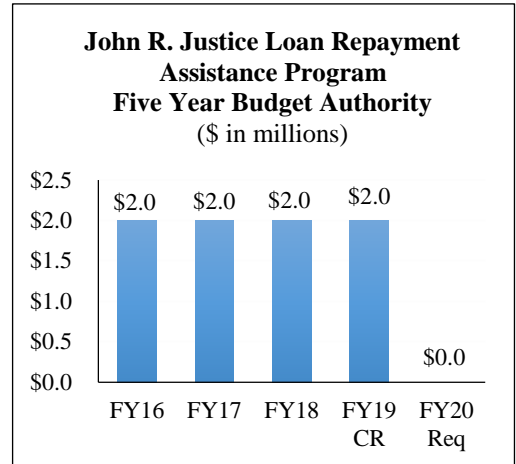
**Who Can Apply for Funding:** A single government agency designated to administer John R. Justice loan repayment programs by the governor of each state and territory or the mayor of the District of Columbia.

**How Funds Are Distributed:** Awards are computed on a formula basis that provides each applicant with a minimum base funding level and then distributes remaining funds in proportion to each applicant’s share of the national population. In FY 2018, awards ranged from \$31,241 (Wyoming) to \$114,686 (California).

**Program Goals**

This program is proposed for elimination.

**For additional information, please visit:** [John R. Justice Program](#).



**OFFICE OF JUSTICE PROGRAMS**

**Program Name: Justice and Mental Health Collaboration Program**

**Funding**

FY 2020 Request: \$30.0M  
 FY 2019 CR: \$30.0M

**Program Description**

**Purpose:** To improve public safety and health through system-wide responses to people with mental illnesses in the criminal justice system. This program provides support to state, local, and tribal governments to develop and implement strategies that bring together criminal justice, social services, and public health agencies.

**Authorizing Legislation:** Mentally Ill Offender Treatment and Crime Reduction Reauthorization and Improvement Act of 2008 (Public Law 110-416), as amended. (Codified at 34 U.S.C. §10651)

**First Year of Appropriation:** 2006

**Administering Agency:** Bureau of Justice Assistance (BJA)

**DOJ Strategic Goal and Objective**

**DOJ Strategic Goal 3:** Reduce Violent Crime and Promote Public Safety

**Strategic Objective 3.1:** Combat violent crime, promote safe communities, and uphold the rights of victims of crime

**Who Can Apply for Funding:** States, units of local government, federally recognized Indian tribes, and tribal organizations

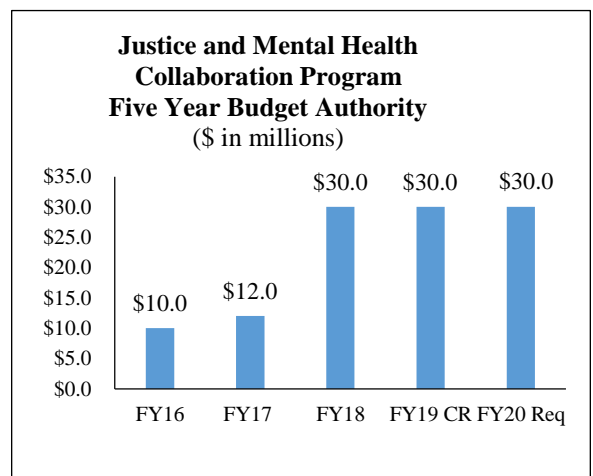
**How Funds Are Distributed:** Through a competitive process, awards are made as grants as follows:

| Activity  | Award Period | Amounts (Up to) |
|---|--------------|-----------------|
| Collaborative County Approaches – (Analysis and Planning) | 24 months    | \$200,000       |
| Strategic Planning for Law Enforcement and Mental Health  | 12 months    | \$75,000        |
| Implementation and Expansion                              | 24 months    | \$300,000       |

**Note:** Federal funds may cover no more than 80 percent of the total project costs. Grantees must match the other 20 percent.

**Program Goals:**

To support innovative cross-system collaboration for individuals with mental illnesses or co-occurring mental health and substance abuse disorders who encounter the justice system. BJA emphasizes strategies that improve the outcomes of the target population such as universal screening and assessment, comprehensive law enforcement diversion strategies, and appropriate resource allocation and program placement for treatment and supervision, based on risk level and needs. This includes data analyses that reduce violence, arrest, incarceration, homelessness, and hospitalization of people with mental illnesses.



## Accomplishments:

- In FY 2016, BJA launched the [Police-Mental Health Collaboration Toolkit](#) to provide law enforcement agencies and their communities a web-based resource to learn, design, train, manage, and maintain a collaborative strategy that improves an officer's ability to respond appropriately and safely to people with mental illnesses. In the summer of 2019 the toolkit will upgrade with information specific to people living with mental illnesses, their families, advocates and people with intellectual and developmental disabilities
- In FY 2017, BJA expanded the National [Law Enforcement Mental Health Learning Site](#) Initiative to support law enforcement site-based training with their behavioral health partners. Host agencies were selected through a competitive process. Added sites increased opportunities for expert assistance from a diverse number of departments in ten locations. The program now provides access to learning in: Houston (Texas) Police Department, Los Angeles (California) Police Department, Madison (Wisconsin) Police Department, Portland (Maine) Police Department, Salt Lake City (Utah) Police Department, and the University of Florida Police Department, Madison County (Tennessee) Sheriff's Office, Arlington (Massachusetts) Police Department, Jackson County (Ohio) Sheriff's Office and Tucson (Arizona) Police Department--representing a diverse cross-section of perspectives and program examples.
- In FY 2017, BJA also rolled out a new national initiative to provide training and technical assistance to law enforcement and prosecutors with resources to improve responses to people with mental illness and intellectual and developmental disabilities.
- In 2018 BJA completed the initial pilot and roll out of a new national curriculum, *Effective Community Responses to Mental Health Crisis*. This national crisis intervention team (CIT) curriculum was developed to encourage the growth of behavioral health, law enforcement, and advocacy partnerships and to provide guidance to communities regarding the content that should be covered in an effective CIT curriculum. This curriculum is currently undergoing additional pilot testing and revisions and will be delivered to law enforcement offices through the VALOR program.
- In 2019, BJA is celebrating its fourth year of support for the *Stepping Up Initiative*, which is designed to reduce the number of people with mental illnesses in jails. As a direct result of this initiative, 480 counties, representing 43 states, have passed resolutions to develop actionable plans to achieve county and state system changes. A county self-assessment tool was developed and released in 2018 to guide counties' efforts to address four key outcomes related to people with mental illnesses: (1) reducing the number of jail bookings; (2) reducing typical length of stay in jail; (3) improving connections to treatment, and (4) reducing recidivism.
- In January 2019, BJA released the *Police Mental Health Collaboration Framework* (PMHC) to assist law enforcement and their community service partners to design and implement a comprehensive system wide strategy for responding to people with mental illness. The new PMHC Framework will be widely disseminated to the law enforcement, behavioral health, and criminal justice fields to guide jurisdictions in implementing their own frameworks.

## Application and Award History

| (\$ in millions)                  | FY 2016            | FY 2017             | FY 2018             | FY 2019 CR | FY 2020 Request |
|-----------------------------------|--------------------|---------------------|---------------------|------------|-----------------|
| Amount Available for Funding      | \$8.8 <sup>^</sup> | \$10.7 <sup>^</sup> | \$27.2 <sup>^</sup> | \$30.0     | \$30.0          |
| Total Funding Awarded             | \$8.5              | \$7.0               | \$26.9              | TBD        | TBD             |
| Number of Applications            | 133                | 131                 | 112                 | TBD        | TBD             |
| Number of awards                  | 33                 | 31                  | 49                  | TBD        | TBD             |
| Percentage of Applications Funded | 25%                | 24%                 | 44%                 | TBD        | TBD             |

<sup>^</sup> Amount does not include funds used for management and administration, peer review, or other authorized purposes.

**For additional information, please visit: [Justice and Mental Health Collaboration Program](#).**

**OFFICE OF JUSTICE PROGRAMS**  
**Program Name: Justice Reinvestment Initiative (JRI)**

**Funding**

FY 2020 Request: \$0  
 FY 2019 CR\*: \$25.0M

\* This program is funded as a carve-out of the Community Trust Initiative in FY 2019.

**Program Description**

**Purpose:** Assists state and local justice stakeholders in developing, implementing, and testing innovative and research-based responses to high-cost drivers of crime and other public safety and community challenges, as identified through data analysis. High-cost drivers may include: opioid and substance abuse; high system utilization by populations with significant mental health issues; repeat violent offenders; or lack of information sharing or technology integration within the criminal justice system. Challenges may include chronic crime problems, emerging crime problems, or barriers to justice agencies' ability to address such problems, including those related to law enforcement, prosecution, sentencing, jail and prison, probation and parole.

By collaboratively identifying the root causes and implications of, and solutions to, these problems, criminal justice agencies can better prioritize resources and improve the management of offenders returning to or residing in communities who are most likely to commit new or violent offenses. The program provides grant funding and technical assistance that enable stakeholders to make data-driven policy and practice changes and reinvest the savings in evidence-based strategies that improve public safety.

In FY 2020, the President's budget does not include funds for this program because of higher funding priorities.



Figure 2: JRI Process Map

**Authorizing Legislation:** Created through Department of Justice appropriations acts.

**First Year of Appropriation:** 2010

**Administering Agency:** Bureau of Justice Assistance (BJA)

**DOJ Strategic Goal and Objective**

**DOJ Strategic Goal 3:** Reduce Violent Crime and Promote Public Safety

**Strategic Objective 3.1:** Combat violent crime, promote safe communities, and uphold the rights of victims of crime

| Activity   | Who Can Apply for Funding  | Award Type   | Amounts                    |
|--|--|--|----------------------------|
| Reducing Violent Crime by Improving Justice System Performance | States, local units of government, and federally recognized Indian tribes  | Competitive discretionary grants available for 36 months | \$1.75M per award          |
| Training and Technical Assistance                              | States, local units of government, federally recognized Indian tribes, as well as private and non-profit organizations, and colleges and universities with national law enforcement and corrections expertise. | Cooperative agreements                                   | Varies, depending on tasks |

## Who Can Apply for Funding and How Funds Are Distributed:

### Program Goals

This program assists grantees in:

- Identifying and responding to crime and other public safety problems,
- Exploring innovative and cost-saving strategies, and to reinvest in strategies that can decrease crime and reduce recidivism,
- Building the capacity of state and local jurisdictions to analyze, identify, and respond to drivers of both violent crime and high costs, and
- Testing innovative tools to facilitate coordinated information sharing and analysis among justice partners.

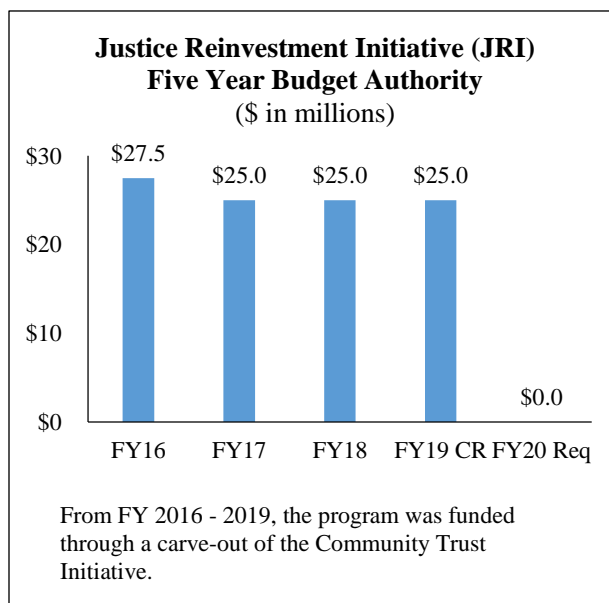
### Accomplishments

As of October 2018, 30 states have engaged in JRI. All but three states implementing reforms (a total of 18 states enacted legislation prior to 2014) have achieved or exceeded their goals in safely avoiding prison growth, and nine have experienced reductions in their prison populations. Simultaneously, crime rates have decreased in 18 states concurrent with various policy changes.

In addition, 12 states have reported savings ranging from \$2.5 to \$491 million, totaling \$1.1 billion across all states reporting savings; and 22 states have invested a total of \$551 million through FY 2017.

Some examples of JRI successes include the following:

- South Carolina has saved \$491 million and closed 2.5 prisons while increasing public safety.
- Georgia's prison population has decreased eight percent from 2011 projections, and the state averted \$264 million in costs.
- North Carolina's prison population decreased six percent between 2010 and 2016, allowing the state to close 11 prisons and use \$24 million of the savings to hire 175 probation and parole officers. Recidivism has decreased for the probation population, and the state continues to experience overall declines in crime.
- South Dakota's prison population is 12 percent lower than projected prior to reforms, and the state has reinvested more than \$8 million in community supervision and substance use and mental health treatment programs.



### Application and Award History

| (\$ in millions)                  | FY 2016              | FY 2017              | FY 2018              | FY 2019<br>CR | FY 2020<br>Request |
|-----------------------------------|----------------------|----------------------|----------------------|---------------|--------------------|
| Amount Available for Funding      | \$24.5 <sup>1/</sup> | \$25.0 <sup>1/</sup> | \$25.0 <sup>1/</sup> | \$25.0        | \$0.0              |
| Total Funding Awarded             | \$21 <sup>^</sup>    | \$14.1 <sup>^</sup>  | TBD <sup>2/</sup>    | TBD           | TBD                |
| Number of Applications            | 30                   | 15                   | TBD <sup>2/</sup>    | TBD           | TBD                |
| Number of awards                  | 17                   | 12                   | TBD <sup>2/</sup>    | TBD           | TBD                |
| Percentage of Applications Funded | 57%                  | 80%                  | TBD <sup>2/</sup>    | TBD           | TBD                |

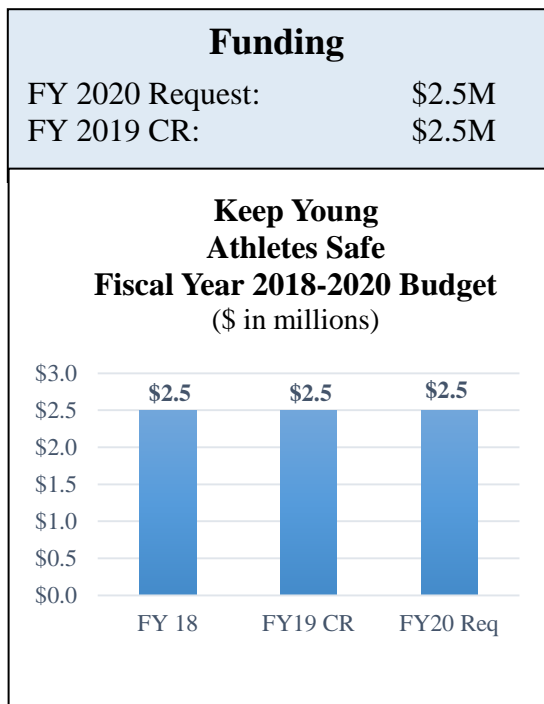
<sup>1/</sup> From FY 2016 - 2018, this program was funded through a carve-out of the Community Trust Initiative.

<sup>2/</sup> Due to a delay in the release of the FY 2018 JRI solicitation, no FY 2018 awards have been made as of January 1, 2019.

<sup>^</sup> Amount does not include funds used for management and administration, peer review, or other authorized purposes.

**For additional information, please visit: [Justice Reinvestment Initiative \(JRI\)](#).**

**OFFICE OF JUSTICE PROGRAMS**  
**Program Name: Keep Young Athletes Safe**



**Program Description**

**Purpose:** The Keep Young Athletes Safe (KYAS) program funds applicants to design and implement programs to safeguard amateur athletes through the prevention of sexual, physical and emotional abuse in the athletic programs of the United States Olympic Committee, each national governing body and each Paralympic sports organization.

Reports of athlete abuse and mistreatment, and the apparent focus on success, rather than athlete safety, in the 47 U.S. Olympic organizations across the country, required that oversight be provided to prevent and investigate all forms of abuse. This program will help prevent and protect amateur athletes from abuse through funding to develop the necessary educational materials, investigatory tools, training programs and policies that can prevent abuse and work to address abuse once it is identified.

**Authorizing Legislation:** This program is authorized pursuant to the Department of Justice Appropriations Act, Public Law 115-141; 132 Stat 348, 445 (March 23, 2018).

**First Year of Appropriation:** 2018

**Administering Agency:** Office of Sex Offender Sentencing, Monitoring, Apprehending, Registering, and Tracking (SMART)

**DOJ Strategic Goal and Objective**

**DOJ Strategic Goal 3:** Reduce Violent Crime and Promote Public Safety

**Strategic Objective 3.1:** Combat violent crime, promote safe communities, and uphold the rights of victims of crime

**Who Can Apply for Funding:** Eligible applicants are nonprofit, nongovernmental entities with nationally recognized expertise in the identification and prevention of sexual, physical and emotional abuse in the athletic programs of the United States Olympic Committee, each national governing body and each Paralympic sports organization. Applicants must have the capacity to develop and implement trainings on the national, statewide and local level.

**How Funds Are Distributed:** Through a competitive process, the KYAS award is made as a grant for up to 36 months.

**Program Goals**

- Develop and test new training materials for sexual, physical and emotional abuse identification, investigation and prevention education in amateur athletic programs;
- Provide ongoing, comprehensive training on abuse prevention to organizational leadership, coaches, instructors and volunteers;
- Develop, maintain and disseminate information about safeguarding amateur athletes against abuse;

- Develop background screening policies for new and existing organizational staff, including coaches, instructors and volunteers;
- Develop policies and standards related to safeguarding athletes from sexual, physical and emotional abuse occurring as a result of participation in amateur athletic programs;
- Assist in the implementation of training and abuse prevention policies and standards at national, statewide and local levels;
- Report allegations of sexual and physical abuse and comply with applicable state and federal reporting requirements regarding child abuse, including sexual abuse;
- Oversee regular and random audits to ensure policies and procedures used to prevent and identify the abuse of an amateur athlete are followed correctly; and
- Identify and implement evidence-based practices and procedures to document and demonstrate the program’s effectiveness.

**Accomplishments**

In FY 2018, the SMART Office made its first award under this program, a \$2.3 million grant to the [United States Center for Safe Sport](#). Since FY 2018 is the first year that this program was funded, it is too early to document accomplishments.

**Application and Award History**

| <b>(\$ in millions)</b>           | <b>FY 2018</b> | <b>FY 2019<br/>CR</b> | <b>FY 2020<br/>Request</b> |
|-----------------------------------|----------------|-----------------------|----------------------------|
| Amount Available for Funding      | \$2.3^         | \$2.5                 | \$2.5                      |
| Total Funding Awarded             | \$2.3          | TBD                   | TBD                        |
| Number of Applications            | 2              | TBD                   | TBD                        |
| Number of Awards                  | 1              | TBD                   | TBD                        |
| Percentage of Applications Funded | 50%            | TBD                   | TBD                        |

^ Amount does not include funds used for management and administration, peer review or other authorized purposes.

**For additional information, please visit [SMART.gov](#).**



**OFFICE OF JUSTICE PROGRAMS**

**Program Name: Law Enforcement Mental Health and Wellness Act Program**

**Program Description**

**Purpose:** This program will help law enforcement agencies establish or enhance mental health care services for their officers and deputies by making grants available to initiate pilot programs that support peer mentoring, annual mental health checks, crisis hotlines, and the delivery of other critical mental health and wellness services. It will also support the development of resources for the mental health providers who deliver tailored, specific services to law enforcement based on the unique challenges they face.

**Funding**

FY 2020 Request: \$2.0M\*  
 FY 2019 CR: \$0.0M

\*New program in FY 2020

**Note:** This program is funded as a carveout under the COPS Hiring Program.

**Authorizing Legislation:** Law Enforcement Mental Health and Wellness Act of 2017, Pub. L. No. 115-113

**First Year of Appropriation:** Newly proposed in FY 2020

**Administering Agency:** Office of Community Oriented Policing Services (COPS)

**DOJ Strategic Goal and Objective**

**DOJ Strategic Goal 3:** Reduce Violent Crime and Promote Public Safety

**Strategic Objective 3.1:** Combat violent crime, promote safe communities, and uphold the rights of victims of crime

**Who Can Apply for Funding and How Funds Are Distributed:**

| Activity   | Who can Apply for Funding   | Award Type | Length of Award | Amounts (Up to) |
|--|---|------------|-----------------|-----------------|
| Technical Assistance to implement the Law Enforcement Mental Health and Wellness Act of 2017 | Public governmental agencies, profit and nonprofit institutions, and institutions of higher education | Grant      | TBD             | TBD             |

**Program Goals**

- Implement new, innovative programs and expand current, effective programs within law enforcement agencies that provide officers and deputies with the support and resources they need to address their emotional and mental well-being;
- Develop short, practitioner-friendly case studies of these programs that will provide the law enforcement profession with an easy-to-use roadmap for their replication;
- Develop resources to educate mental health providers about the culture of federal, state, local, and tribal law enforcement agencies and evidence-based therapies for mental health issues that are most prevalent to state, local, and tribal law enforcement officers and deputies; and
- Use existing technical assistance capacity to support the implementation of these programs in law enforcement agencies across the country.

The training and educational resources developed under this program will:

- Teach peer support crisis intervention skills to public safety officers through programs such as the Indianapolis Metropolitan Police Department’s Peer Support and Mentoring program;

- Focus on individual and family resiliency of law enforcement officers; and
- Include suicide prevention models to help officers address duty-related stress and trauma.

**Accomplishments**

This is the first year the program is being proposed; therefore, no accomplishments are available at this time.

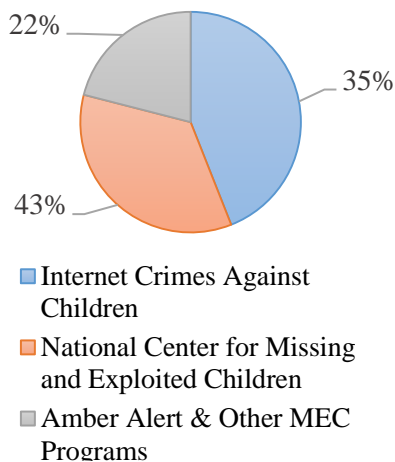
## OFFICE OF JUSTICE PROGRAMS

### Program Name: Missing and Exploited Children Program

#### Funding

FY 2020 Request: \$81.0M  
FY 2019 CR: \$76.0M

#### FY 2018 Activities Chart



#### Program Description

**Purpose:** To support and enhance the response to missing and exploited children and their families. Funds support:

1. Internet Crimes Against Children Program – to enhance the investigative response to technology-facilitated crimes against children (including a hiring program for wounded veterans);
2. National Center for Missing and Exploited Children – to enhance information sharing among regional nonprofit organizations and state missing children clearinghouses as well as law enforcement agencies;
3. AMBER Alert Program – a partnership between law enforcement agencies, broadcasters, transportation agencies, and the wireless industry, to activate urgent bulletins in the most serious child-abduction cases; and
4. Other Missing and Exploited Children program activities – to support training and technical assistance, research, and other activities, such as mentoring for child victims of child sex trafficking and National Missing Children's Day.

**Authorizing Legislation:** 34 U.S.C. § 20504(f); 34 U.S.C. § 21117(a); 34 U.S.C. § 11297(a)

**First Year of Appropriation:** 1984

**Administering Agency:** Office of Juvenile Justice and Delinquency Prevention (OJJDP)

#### DOJ Strategic Goal and Objective

**DOJ Strategic Goal 3:** Reduce Violent Crime and Promote Public Safety


**Strategic Objective 3.1:** Combat violent crime, promote safe communities, and uphold the rights of victims of crime

**Who Can Apply for Funding:** Public agencies, including state agencies, units of local government (including federally recognized Indian tribal governments), public universities and colleges, and nonprofit and for-profit organizations (including faith-based, tribal, and community organizations). For-profit organizations must agree to forgo any profit or management fee. The National Center for Missing and Exploited Children funding opportunity is by invitation only.

**How Funds are Distributed:** Except for the National Center for Missing and Exploited Children program (which is by invitation only), awards are made through a competitive process for 12-month periods. Based on the availability of funds and determination of successful performance, OJJDP may provide continuation funding for as many as two additional 12-month increments. Award amounts vary by program. See [OJJDP Award Information](#) for more information.

## Program Goals

- Support task forces and training and technical assistance for the Missing and Exploited Children Program.
- Disseminate best practices and cutting-edge information and technology (via training and technical assistance) to investigators, prosecutors, child protection agencies, children’s advocacy centers, and service providers on how to respond to missing child and/or child exploitation issues.
- Assist state, local, and tribal governments as well as non-governmental organizations in developing a multidisciplinary response to child victimization issues.



## Accomplishments

- From the program’s establishment in 1984 to December 31, 2018, the National Center for Missing and Exploited Children assisted in the recovery of more than 290,211 missing children.
- As of December 31, 2018, the AMBER Alert program has been credited with the successful rescue of 941 children since its inception in 1996. Wireless Emergency Alert messages were credited for the successful rescue of 55 of those children. In FY 2018, 95 percent of children featured in AMBER Alert were recovered within 72 hours.
- Internet Crimes Against Children Task Forces currently cover all 50 states and in FY 2018 conducted more than 70,000 investigations that have resulted in the arrest of more than 8,700 individuals.

## Application and Award History

| (\$ in millions)                  | FY 2016             | FY 2017             | FY 2018             | FY 2019 CR | FY 2020 Request |
|-----------------------------------|---------------------|---------------------|---------------------|------------|-----------------|
| Amount Available for Funding      | \$64.9 <sup>^</sup> | \$65.4 <sup>^</sup> | \$69.1 <sup>^</sup> | \$76.0     | \$81.0          |
| Total Funding Awarded             | \$64.9              | \$65.4              | \$69.1              | TBD        | TBD             |
| Number of Applications            | 162                 | 127                 | 167                 | TBD        | TBD             |
| Number of Awards                  | 90                  | 81                  | 83                  | TBD        | TBD             |
| Percentage of Applications Funded | 56%                 | 64%                 | 50%                 | TBD        | TBD             |

<sup>^</sup> Amount of appropriation minus funds used for management and administration, peer review, or other authorized purposes.

For additional information, please visit: [amberalert.gov](http://amberalert.gov), [icactaskforce.org](http://icactaskforce.org), or [missingkids.com](http://missingkids.com).

## OFFICE OF JUSTICE PROGRAMS

### Program Name: National Crime Statistics Exchange Initiative (NCS-X)

**Funding:** Between FY 2015 and 2018, BJS has obligated \$109.4M for NCS-X activities. The majority of the funds have provided direct resources to state and local law enforcement agencies. Funds have also supported training and technical assistance, as well as the development of statistical estimation procedures.

**Note:** Includes funds from the Criminal Justice Statistics Program (BJS base), FBI automation funds, and transfers from other federal agencies.

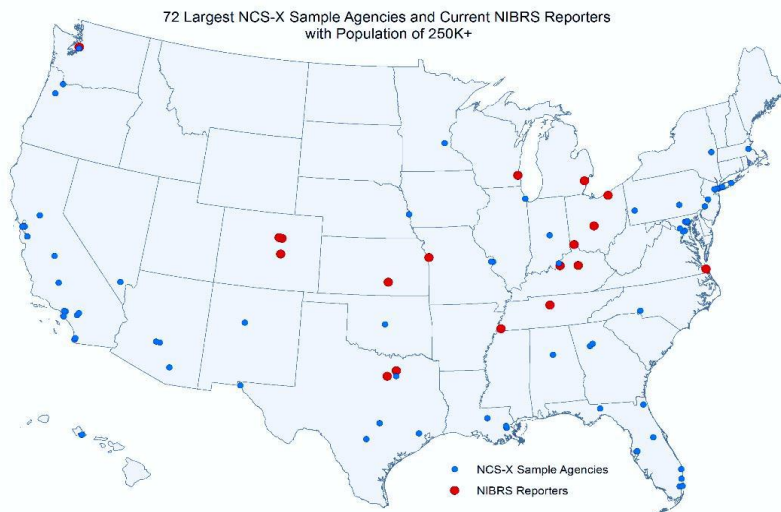
#### Program Description

**Purpose:** To provide law enforcement, policymakers, and criminal justice planners the most detailed nationally-representative crime statistics possible to support crime reduction and public safety initiatives and interventions.

The Bureau of Justice Statistics (BJS) and the Federal Bureau of Investigation (FBI) have partnered on NCS-X to increase the number of law enforcement agencies reporting detailed crime data to the FBI's National Incident-Based Reporting System (NIBRS). NCS-X is enrolling an additional 400 scientifically-selected agencies to report to NIBRS, including all of the largest agencies in the U.S.

Once data from the 400 NCS-X agencies are combined with the nearly 6,900 current NIBRS-reporting agencies, the U.S. will be able to produce detailed national estimates of crime. This includes detailed descriptions of crime in all of the largest cities of the U.S. and the detailed national measures of crime and arrest needed by today's law enforcement professionals, policymakers, and the public.

No funding is requested for this program in FY 2020 since the deadline for converting to NIBRS-based reporting is January 2021. State and local law enforcement agencies will need to receive grant awards by no later than FY 2019 in order to implement NIBRS-based reporting in time to meet this deadline.



The 400 law enforcement agencies targeted for enrollment in NCS-X include all of the largest state, county, and municipal agencies in the U.S., highlighted in blue on the map. The red dots show the large agencies currently reporting NIBRS data. Once the NCS-X agencies report data to NIBRS, *the nation will have detailed crime information from law enforcement agencies that serve an estimated two-thirds of American citizens, and from which national estimates can be accurately developed.*

**Authorizing Legislation:** The Justice Systems Improvement Act of 1979; 34 U.S.C. § 10131

**First Year of Appropriation:** The program was initiated in FY 2012 and supported by funds from the BJS Criminal Justice Statistics Program. The FBI provided additional funding in FY 2016, FY 2017, and FY 2018.

**Administering Agency:** Bureau of Justice Statistics

## **DOJ Strategic Goal and Objective**

### **DOJ Strategic Goal 3: Reduce Violent Crime and Promote Public Safety**

**Strategic Objective 3.1:** Combat violent crime, promote safe communities, and uphold the rights of victims of crime

#### **Who Can Apply for Funding:**

- 1) State Uniform Crime Report (UCR) Program agencies wanting to establish a NIBRS reporting component or to expand an existing program to include additional law enforcement agencies in the state; and
- 2) Eligible local law enforcement agencies included in the NCS-X sample of 400 agencies, as indicated in the title pages and appendices of the NCS-X Implementation Assistance Program solicitations.

#### **Accomplishments**

- As of September 2018, through the NCS-X program, BJS has awarded funding to 26 state UCR Programs to establish the data infrastructure required to support NIBRS. BJS focused on state UCR programs first because they:
  - Certify agencies in their state for adherence to NIBRS standards;
  - Validate the data for errors before submitting to the FBI;
  - Train local law enforcement agencies in their state on proper reporting procedures; and
  - Audit their local agencies to ensure they are following reporting requirements.
- As of September 2018, BJS has awarded funding to 71 local law enforcement agencies to transition to NIBRS.
- Funds also were provided to two State Administering Agencies (SAA) to provide pass-through funding to at least 25 NCS-X sample agencies in those states for the NIBRS transition. In addition to the NCS-X sample agencies, approximately 100 additional local law enforcement agencies will also be supported through the SAA awards.
- Major law enforcement associations, including the International Association of Chiefs of Police, Major Cities Chiefs Association, the National Sheriff Association, and the Major County Sheriffs Association issued a [joint statement of support](#) that endorsed the NCS-X program and the overall expansion of NIBRS among local law enforcement agencies.
- In February 2016, after the successful launch of the first round of NCS-X grants to state UCR Programs, the FBI announced the transition to a NIBRS-only data collection by January 1, 2021. At that time, the FBI also announced its partnership with BJS on the NCS-X Initiative as the first step in the broader transition process.
- The NCS-X Executive Steering Committee, co-chaired by the BJS Director and the Deputy Assistant Director of the FBI's Criminal Justice Information Services Division, meets quarterly to review program design and

implementation decisions to ensure the maximum benefit to state and local agency participants and key stakeholders.

**Application and Award History**

| (\$ in millions)       | FY 2016 | FY 2017 | FY 2018 | FY 2019<br>CR | FY 2020<br>Request |
|------------------------|---------|---------|---------|---------------|--------------------|
| Amount Appropriated    | \$0     | \$5.0   | \$5.0   | \$5.0         | \$0                |
| Total Funding Awarded* | \$25.7M | \$16.6M | \$52.8M | TBD           | TBD                |
| Number of Applications | 30      | 25      | 53      | TBD           | TBD                |
| Number of awards       | 26      | 20      | 48      | TBD           | TBD                |

\* Funding for NCS-X in FYs 2016 - 2019 came from BJS base funds and a transfer from the FBI. Also in FY 2017 and FY 2019, NCS-X was funded as a \$5 million carve-out from the BJS Base appropriation.

**For additional information, please visit: [National Crime Statistics Exchange](#).**

## OFFICE OF JUSTICE PROGRAMS

### Program Name: National Criminal History Improvement Program (NCHIP)

#### Funding

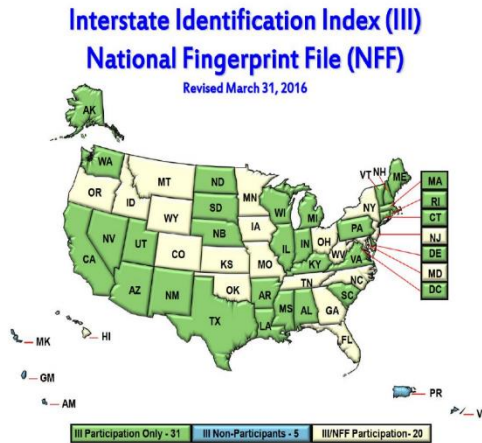
FY 2020 Request: \$65.0M  
FY 2019 CR: \$50.0M

#### Program Description

**Purpose:** To support states and federally recognized Indian tribes to enhance the quality, completeness, and accessibility of criminal history record information and ensure the nationwide implementation of effective criminal justice and noncriminal justice background check systems to improve the nation's safety and security.

The Bureau of Justice Statistics (BJS) is authorized to provide for improvements in the accuracy, quality, timeliness, immediate accessibility, and integration of state criminal history and related records, support the development and enhancement of national systems of criminal history and related records including the National Instant Criminal Background Check System (NICS) and the records of the National Crime Information Center (NCIC), facilitate state participation in national records and information systems, and support statistical research for critical analysis of the improvement and utilization of criminal history records.

**Authorizing Legislation:** (34 U.S.C. § 40301 (reauthorized under Title VI of the Consolidated Appropriations Act of 2018, P.L. 115-141).



**First Year of Appropriation:** 1995

**Administering Agency:** Bureau of Justice Statistics

#### DOJ Strategic Goal and Objective

**DOJ Strategic Goal 3:** Reduce Violent Crime and Promote Public Safety

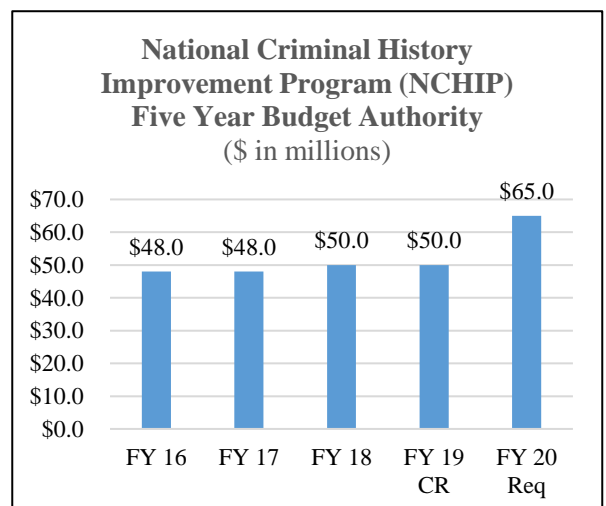
**Strategic Objective 3.1:** Combat violent crime, promote safe communities, and uphold the rights of victims of crime

**Who can Apply for Funds:** States and federally recognized Indian tribes. Only the agency designated by the governor to administer the NCHIP program can apply from each state.

**How Funds are Distributed:** The distribution of NCHIP funding is competitively awarded based on need rather than population or other formula-based methodology. Awards are made for up to 24 months. Funds are also allocated for national initiatives.

#### Program Goals:

- Support the replacement of old and outdated criminal record systems so states and tribes can electronically contribute critical information such as fingerprint-based arrests, prosecutor and court dispositions, and protection orders, using modern well-functioning systems to ensure accurate, timely, and complete records.





- Support the integration of systems to improve access to and exchange of information among criminal justice agencies, including law enforcement, courts, prosecutors, and corrections.
- Support the development of comprehensive data for background checks on persons employed or licensed for sensitive positions such as in airports, government facilities, law enforcement agencies, or with vulnerable populations including children, the elderly, or the disabled.

**Accomplishments:**

- **Increased participation in Interstate Identification Index (III):** Since 1993, the number of states participating in the FBI’s III grew from 26 to all 50 states and the District of Columbia. There are over 95 million fingerprint-supported criminal history records accessible through III and available at the time of a background check. An average of 30 million of such exchanges occur monthly for criminal justice and noncriminal justice purposes.
- **National Instant Criminal Background Check System (NICS):** Developed, in part, through NCHIP funding, the NICS now supports over 25 million record checks annually at the presale stage of firearms purchases. The number of electronically available records checked at the time of a firearm background check was nearly 100 million at year-end 2017, the latest data available from the FBI.
- **Domestic Violence and Protection Orders:** States can submit data and flag criminal history records showing convictions for domestic violence or protection orders against people. All 50 states, the District of Columbia, and two territories are submitting records of active protection orders to the NCIC Protection Order File. As of September 30, 2018, the NCIC Protection Order file contained over 1.8 million active orders. An additional 74,000 protection orders were available for firearm-related background checks in the NICS Indices.

**Application and Award History**

| (\$ in millions)       | FY 2016 | FY 2017 | FY 2018 | FY 2019<br>CR | FY 2020<br>Request |
|------------------------|---------|---------|---------|---------------|--------------------|
| Amount Appropriated    | \$48.0  | \$48.0  | \$50.0  | \$50.0        | \$65.0             |
| Total Funding Awarded  | \$33.9  | \$31.9  | \$43.2  | TBD           | TBD                |
| Number of Applications | 42      | 43      | 41      | TBD           | TBD                |
| Number of Awards       | 39      | 41      | 41      | TBD           | TBD                |

For additional information, please visit: [National Criminal History Improvement Program \(NCHIP\)](#).

**OFFICE OF JUSTICE PROGRAMS**

**Program Name: National Instant Criminal Background Check System (NICS) Act Record Improvement Program (NARIP)**

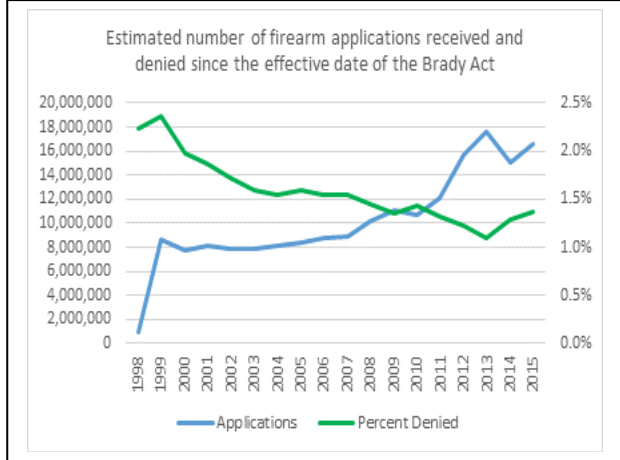
**Funding**

FY 2020 Request: \$10.0M  
 FY 2019 CR: \$25.0M

**Program Description**

**Purpose:** To support states and federally recognized tribes in their efforts to improve the completeness, automation, and transmittal of disqualifying records to state and federal background-check systems. The automation of records also reduces delays for law-abiding gun purchasers and keeps guns out of the hands of those prohibited by federal or state law from purchasing or possessing firearms.

The Bureau of Justice Statistics (BJS) is authorized to provide for improvements in the accuracy, quality, timeliness, immediate accessibility, and integration of state criminal history and related records, support the development and enhancement of national systems of criminal history and related records including the National Instant Criminal Background Check System (NICS) and the records of the National Crime Information Center, facilitate state participation in national records and information systems, and support statistical research for critical analysis of the improvement and utilization of criminal history records.



**Authorizing Legislation:** (34 U.S.C. §10132(c)(19), and the NICS Improvement Amendments Act (reauthorized under Title VI of the Consolidated Appropriations Act of 2018, P.L. 115-141).

**First Year of Appropriation:** 2008

**Administering Agency:** Bureau of Justice Statistics

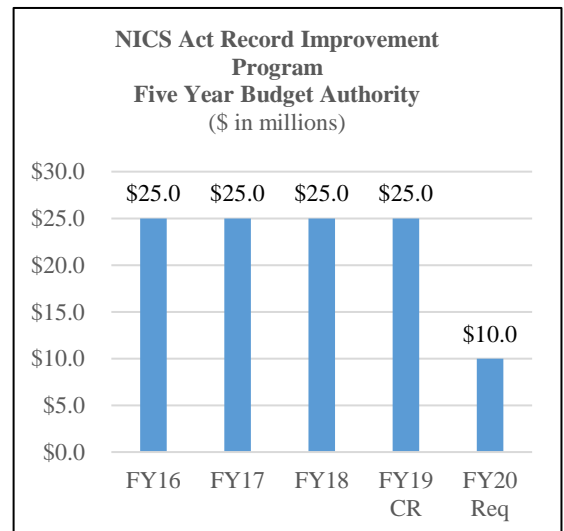
**DOJ Strategic Goal and Objective**

**DOJ Strategic Goal 3:** Reduce Violent Crime and Promote Public Safety

**Strategic Objective 3.1:** Combat violent crime, promote safe communities, and uphold the rights of victims of crime

**Who can Apply for Funding:** States that are able to provide a reasonable estimate of records subject to the NICS Improvement Amendments Act’s (NIAA) completeness requirements to the Attorney General. The state must also implement a program permitting persons who have had firearm purchase rights restricted for mental health reasons to have such rights restored. This program must be approved by the Bureau of Alcohol, Tobacco, Firearms and Explosives (ATF) to be eligible for funding. Federally recognized Indian tribes are also eligible applicants.

**How Funds are Distributed:** Awards are made as cooperative agreements for up to 24-month project periods. BJS provides funding based on need and the extent to which the projects address program priorities.



### **Program Goals:**

Support state and tribal efforts to increase automation and transmittal of domestic violence-related records (convictions for misdemeanor crimes of domestic violence and restraining or protection orders) and records on prohibiting mental health adjudications and commitments to state and federal repositories.

### **Accomplishments**

- State-submitted records in the NICS Indices have increased over 752 percent, from just over 1.1 million records in January 2008, to over 9.4 million records at the end of FY 2018.
- State submission of *mental health records* has increased more than 12-fold, from about 405,000 records in the beginning of 2008 to 5.3 million records as of September 2018.
- Forty-five states contribute at least 1,000 records to the mental health files in the NICS Indices, compared to only seven states contributing at least 1,000 records in January 2008. As of September 2008, 34 states contribute over 10,000 records.
- BJS has funded the development of reports on state progress in record reporting to NICS to include: [Mental Health Submissions](#), [Protection Orders](#), [Fingerprint Processing Advances Improve Background Checks](#), [Misdemeanor Crimes of Domestic Violence](#), [Fugitives from Justice](#), and [Unlawful Drug Users](#).

### **Application and Award History**

| <b>(\$ in millions)</b> | <b>FY 2016</b> | <b>FY 2017</b> | <b>FY 2018</b> | <b>FY 2019<br/>CR</b> | <b>FY 2020<br/>Request</b> |
|-------------------------|----------------|----------------|----------------|-----------------------|----------------------------|
| Appropriated Amount     | \$25.0         | \$25.0         | \$25.0         | \$25.0                | \$10.0                     |
| Total Funding Awarded   | \$14.8         | \$11.2         | \$20.9         | TBD                   | TBD                        |
| Number of Applications  | 22             | 17             | 20             | TBD                   | TBD                        |
| Number of Awards        | 20             | 15             | 20             | TBD                   | TBD                        |

### **Overview of the National Firearm Check System:**

- Prospective firearm applicants must either undergo a NICS background check that has been requested by a Federal Firearms Licensee (FFL) dealer or present a state permit that ATF has qualified as an alternative to the point-of-transfer check.
- About 1,300 federal, state, and local agencies conduct background checks on persons who apply to purchase a firearm or for a permit that may be used to make a purchase.
- Prior to transferring a firearm under the permanent Brady provisions, an FFL is required to obtain a completed Firearm Transaction Record (ATF form 4473) from the applicant. An FFL initiates a NICS check by contacting either the FBI or the state Point of Contact (POC). Most inquiries are initiated by telephone. In 2002, the FBI added E-Check to allow FFLs to request a check electronically.
- The FBI or state POC queries available federal, state, local, and tribal systems and notifies the FFL that the transfer may proceed, may not proceed, or must be delayed pending further review of the applicant's record. The following databases are searched during the background check process:
  1. **Interstate Identification Index (III).** The III maintains individual criminal history records. As of December 31, 2017, the III records available to be searched by the NICS during a background check numbered 75,950,530.

2. **National Crime Information Center (NCIC).** The NCIC contains data on persons who are the subjects of protection orders or active criminal warrants, immigration violators, and others. As of December 31, 2017, the NCIC records available to be searched by the NICS during a background check totaled 6,430,380.
  3. **NICS Indices.** The NICS Indices, a database created specifically for the NICS, contain information contributed by federal, state, local, and tribal agencies pertaining to persons prohibited from receiving or possessing a firearm pursuant to federal and/or state law. Typically, the records maintained in the NICS Indices are not available via the III or the NCIC. As of December 31, 2017, the NICS Indices contained 17,339,461 records.
  4. **U.S. Immigration and Customs Enforcement (ICE):** The relevant databases of the ICE are searched by the NICS for non-U.S. citizens attempting to receive firearms in the United States. In 2017, the NICS Section and the POC states (states that implemented a state-based NICS program) sent 214,823 such queries to the ICE. From February 2002 to December 31, 2017, the ICE conducted more than 1,186,167 queries in support of the NICS.
- An applicant who is denied a firearm transfer or permit may appeal to the FBI or a POC. Some jurisdictions allow a further appeal to a court. A denied person who submitted a false application or has an outstanding warrant may be subject to arrest and prosecution under federal or state laws.

**For additional information, please visit: [BJS NICS Act Record Improvement Program](#).**

## OFFICE OF JUSTICE PROGRAMS

### Program Name: National Missing and Unidentified Persons System (NamUs)

#### Funding

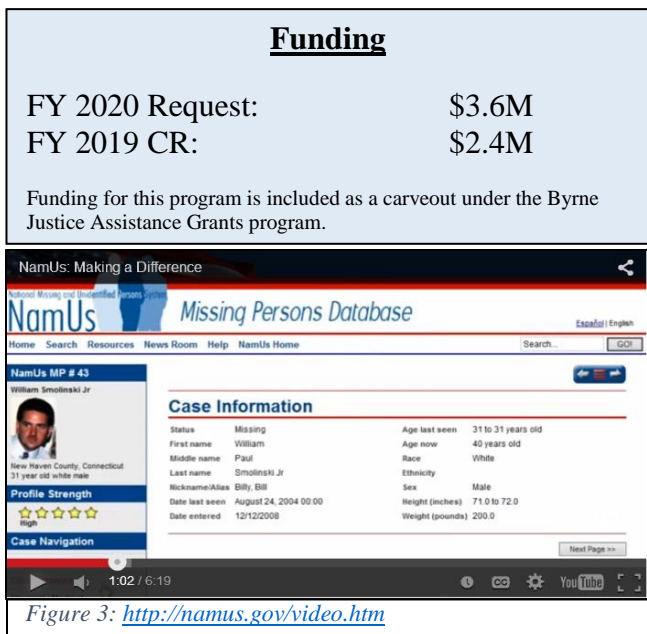
FY 2020 Request: \$3.6M  
FY 2019 CR: \$2.4M

Funding for this program is included as a carveout under the Byrne Justice Assistance Grants program.

#### Program Description

**Purpose:** To locate and identify missing persons and unidentified human remains. On any given day, 80,000-90,000 individuals are actively listed as missing persons with law enforcement, and each year medical examiners and coroners handle approximately 4,400 unidentified human remains cases. The volume of these types of cases continues to grow and poses a significant challenge to law enforcement, medical examiners, coroners, and family members searching to locate missing loved ones.

The National Missing and Unidentified Persons System (NamUs) is a national centralized repository and resource center that was created to improve access to information combining online case repositories with case management, forensic analyses, analytical resources, and technical assistance. NamUs has criminal justice users in all 50 states and is a



collaborative system that bridges the communication gap among stakeholder communities to foster enhanced information sharing and case support.

NamUs currently has three databases:

1. **Missing Persons** – information can be entered by anyone, but is verified with the appropriate law enforcement agency before appearing in the system.
2. **Unidentified Persons** – information is entered by medical examiners and coroners about people who have died and whose bodies have not been identified. Anyone can search this database using characteristics such as sex, race, distinct body features, and dental information.
3. **Unclaimed Persons** – information about deceased persons who have been identified by name, but for whom no next of kin or family member has been identified or located to claim the body for burial or other disposition. Only medical examiners and coroners may enter cases in the unclaimed persons database, but it is searchable by the public using a missing person's name and year of birth.

**Authorizing Legislation:** Created through Department of Justice appropriations acts

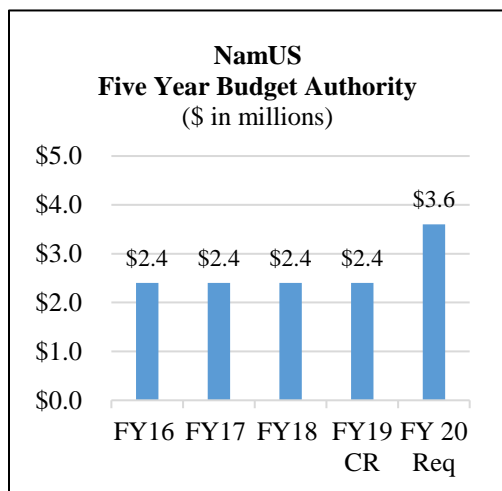
**Administering Agency:** National Institute of Justice (NIJ)

**DOJ Strategic Goal and Objective**

**DOJ Strategic Goal 3:** Reduce Violent Crime and Promote Public Safety

**Strategic Objective 3.1:** Combat violent crime, promote safe communities, and uphold the rights of victims of crime

**Who Can Apply for Funding and How Funds are Distributed:** In 2016, through a competitive process, the University of North Texas Health Science Center was awarded funds to manage operations of NamUs in partnership with NIJ, with an option to continue the award annually until 2021.



**Program Goals**

- Provide support services to locate and identify missing persons and unidentified human remains and effectively gather and process data analytics.
- Expand capabilities to handle missing and unidentified persons during “critical incidents,” such as shootings, bombings, accidents, and man-made or natural disasters. Victim accounting, identification, reconciliation and reunification of persons injured, deceased, or displaced is a challenge for state and local agencies during mass casualty, large-scale, or multi-state incidents.
- Develop a Victim Services Unit that would link families of missing and murdered victims with service providers, support networks, and other resources to help them navigate the complex and difficult environment in which they find themselves.
- Augment critical forensic science services, especially DNA analyses. Offer alternative techniques for identification, such as facial reconstruction.
- Increase outreach and training and evaluate evolving needs and assess national trends with respect to vulnerable and at-risk populations such as missing and exploited children, missing American Indians and Alaska Natives, sex and labor trafficking victims, and missing migrants.

**Accomplishments**

- As of December 31, 2018, NIJ has published records for 15,216 missing persons and 12,407 unidentified persons. NamUs also has 5,029 cases in the Unclaimed Persons database, who are decedents that have been identified, but have yet to be claimed. Since its development in 2007, NamUs has helped to resolve nearly 2,200 missing person cases and 1,600 unidentified persons.
- NamUs 2.0 was launched in May 2018. Feature upgrades include streamlined user registration, enhanced search tools and case matching, a single user dashboard with quick access to all case types and tools, and improved case mapping. New features will continue to be developed and released throughout the coming year.
- NIJ focused in FY 2018 on conducting outreach with tribal communities and stakeholders to learn how NamUs can be better used to identify missing American Indian and Alaska Native people.
- In 2017, NamUs partnered with the FBI, and through the use of new technologies and expanded efforts, 227 previously unidentified persons from medical examiner-coroner officers nationwide were identified.

### **Application and Award History**

| <b>(\$ in millions)</b>      | <b>FY 2016</b> | <b>FY 2017</b> | <b>FY 2018</b> | <b>FY 2019<br/>CR</b> | <b>FY 2020<br/>Request</b> |
|------------------------------|----------------|----------------|----------------|-----------------------|----------------------------|
| Amount Available for Funding | \$2.1^         | \$2.2^         | \$2.2^         | \$2.4                 | \$3.6                      |
| Total Funding Awarded*       | \$4.7          | \$7.5          | \$5.0          | TBD                   | TBD                        |
| Number of Applications       | 3              | 1              | 1              | TBD                   | TBD                        |
| Number of Awards             | 1              | 1              | 1              | TBD                   | TBD                        |

^ Amount of appropriation minus funds used for management and administration, peer review, or other authorized purposes.

\*The creation, expansion, and management of the NamUs program has been supported by other appropriations available to NIJ.

**For additional information, please visit: [NIJ Missing Persons](#) or [NamUs.gov](#).**

## OFFICE OF JUSTICE PROGRAMS

### Program Name: National Public Safety Partnership (PSP)

#### Funding

FY 2020 Request: \$5.0M  
FY 2018 Enacted: \$0.0M

In FY 2020, funding requested as a Byrne Justice Assistance Grants (JAG) carve-out.

#### Program Description

**Purpose:** To provide an innovative framework for DOJ to enhance its support of state, tribal, and local law enforcement officers and prosecutors in the investigation, prosecution, and deterrence of violent crime. This approach serves as a platform for DOJ to directly engage with cities to identify and prioritize resources that will help local communities address their violent crime crises.

This program was established in FY 2017, building on lessons learned from a previous program—the Violence Reduction Network—and serves as a DOJ-wide program that enables cities to consult with and receive coordinated training and technical assistance and an array of resources from DOJ to enhance local violence reduction strategies. This model enables DOJ to provide American cities of different sizes and diverse needs with data-driven, evidence-based strategies tailored to the unique local needs of participating cities to address serious violent crime strategies tailored to their unique local needs.

**Authorizing Legislation:** N/A

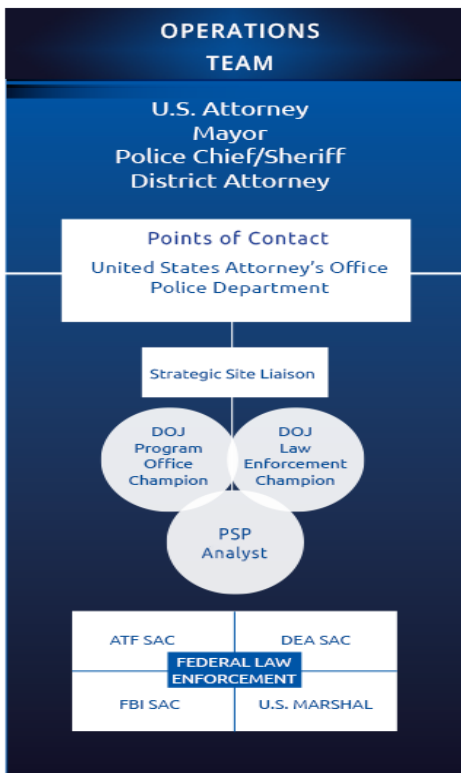
**First Year of Appropriation:** N/A

**Administering Agency:** Bureau of Justice Assistance (BJA)

#### DOJ Strategic Goal and Objective

**DOJ Strategic Goal 3:** Reduce Violent Crime and Promote Public Safety

**Strategic Objective 3.1:** Combat violent crime, promote safe communities, and uphold the rights of victims of crime



**Who Can Apply for Funding:** For-profit organizations, nonprofit organizations, faith-based and community organizations, institutions of higher education, and consortia with demonstrated experience providing national training and technical assistance in addressing violent crime are eligible for funding to provide training and technical assistance to PSP sites. For-profit organizations must agree to waive any profit or fees for services.

**How Funds Are Distributed:** The PSP is not a grant program. Sites are invited to participate in the PSP by OJP and its federal partners based on an analysis of quantitative and qualitative criminal justice data and direct consultation with DOJ experts in justice statistics and violent crime reduction strategies.

Sites participating in the PSP receive customized training and technical assistance designed to help them implement their violence reduction strategies. Program funds also support the work of a strategic site liaison, a crime analyst, and a law enforcement champion representing the PSP's federal partner agencies for each site. These individuals help each site design and implement an effective violence reduction strategy designed to address specific local needs.





## OFFICE OF JUSTICE PROGRAMS

**Program Name: NIJ Base Program -- Building the Nation's Criminal Justice Research Infrastructure**  
(Research, Development, and Evaluation Appropriation)

**Funding:** Annual average of \$4.0M

Between FY 2014 and FY 2018, a total of \$19.8M was awarded.

### **Program Description**

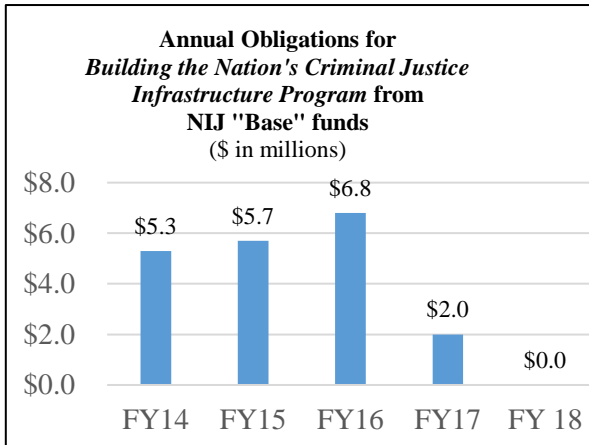
**Purpose:** To ensure that the nation will continue to have high quality scientific research on crime, crime control, and the fair administration of justice into the future.

The National Institute of Justice (NIJ) achieves this purpose through:

- 1) Engagement and support of researchers, particularly scholars, in scientific endeavors relevant to producing objective, evidence-based solutions to criminal justice challenges; and
- 2) Dissemination of evidence and practical solutions in response to the challenges of crime and justice.

**Authorizing Legislation:** Title I of the Omnibus Crime Control and Safe Streets Act of 1968

**Administering Agency:** National Institute of Justice



### **DOJ Strategic Goal and Objective**

**DOJ Strategic Goal 3:** Reduce Violent Crime and Promote Public Safety

**Strategic Objective 3.1:** Combat violent crime, promote safe communities, and uphold the rights of victims of crime

### **Program Goals**

- Increase the number of researchers across a wide-range of disciplines working to provide objective, evidence-based solutions to criminal justice challenges, in large extent through fellowship programs such as the NIJ Graduate Research Fellowship program, Visiting Fellows, and the New Investigator/Early Career Research Program.
- Use multimedia strategies, particularly web-based approaches, to provide practitioners, policy makers, and researchers ready access to the scientific evidence needed to address criminal justice issues and to improve criminal justice policy and practice in an accurate and easily understandable format.

### **Accomplishments**

- NIJ established the only federal grant program that provides funding to institutions of higher education, specifically to sponsor doctoral dissertation research in Science, Technology, Engineering and Mathematics, as well as the social and behavioral sciences to address criminal justice challenges.
- NIJ expanded the Law Enforcement Advancing Data and Science (LEADS) Initiative to improve law enforcement agency ability to collect and use data, and integrate research into policies and practices, while continuing to support the professional development of 30 mid-rank officers through the LEADS Scholars program.
- To promote evidence-based practices and ensure full access to published research and statistics, NIJ continued to support and maintain the following:

- [CrimeSolutions.gov](https://www.crimesolutions.gov), a clearinghouse of evaluation research, showing what works, what does not work, and what is promising across broad expanses of criminal and juvenile justice issues, policies, and practice. In FY 2018, a total of 43 programs were reviewed. Five were rated effective, 24 were rated as promising, and 14 were found to have no effects. An additional 24 programs were found to be inconclusive.
- [National Archive of Criminal Justice Data \(NACJD\)](https://www.nacjdata.org), which holds over 2,000 research datasets available for analysis. This archive facilitates research in criminal justice and criminology through the preservation, enhancement, and sharing of electronic data resources. In FY 2018, NACJD released 94 NIJ, 41 BJS, and 15 OJJDP studies. During the fiscal year, 114,315 unique NACJD data users downloaded 653,670 data or document files from the website.
- [National Criminal Justice Reference Service library](https://www.ncjrs.gov) and [abstracts database](https://www.ncjrs.gov/abstracts), which contain more than 220,000 collection records and 60,000-plus online resources.

### Application and Award History

| (\$ in millions)              | FY 2016 | FY 2017 | FY 2018 | FY 2019<br>CR | FY 2020<br>Request |
|-------------------------------|---------|---------|---------|---------------|--------------------|
| Amount Available for Funding* | N/A     | N/A     | N/A     | N/A           | N/A                |
| Total Funding Awarded**       | \$.06M  | \$2.0M  | \$0     | TBD           | TBD                |
| Number of awards              | 1       | 42      | 0       | TBD           | TBD                |

\*Not appropriated separately. This activity is supported with NIJ “Base” funds.

\*\* Reflects only funds awarded via grant or cooperative agreement. Does not include funds awarded via other mechanism (e.g., contract or Inter-Agency Reimbursable Agreement).

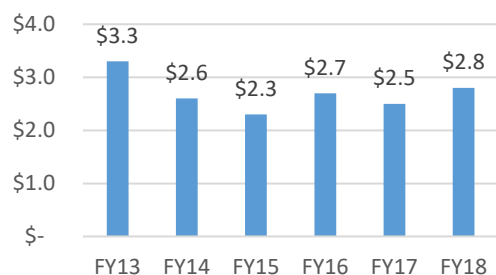
**For additional information, please visit the [NIJ website](https://www.nij.gov).**

## OFFICE OF JUSTICE PROGRAMS

### Program Name: NIJ Base Program – Developing Performance Standards and Testing Equipment (Research, Development, and Evaluation Appropriation)

**Funding:** Annual average of \$2.7M  
Between FY 2013 and FY 2018, a total of \$16.2M was awarded.

Annual Obligations for  
Developing Performance Standards and  
Testing Equipment Program from NIJ  
"Base" Funds  
(\$ in millions)



#### Program Description

**Purpose:** To ensure that the unique equipment used by criminal justice agencies is safe, reliable, and performs according to established minimum and evidence-based standards. Examples include body armor, metal detectors, license plate readers, and dash cams.

**Authorizing Legislation:** Title I of the Omnibus Crime Control and Safe Streets Act of 1968 (sections 201 and 202); the Homeland Security Act of 2002 (sections 231-233).

**Administering Agency:** National Institute of Justice (NIJ)

#### DOJ Strategic Goal and Objective

**DOJ Strategic Goal 3:** Reduce Violent Crime and Promote Public Safety

**Strategic Objective 3.1:** Combat violent crime, promote safe communities, and uphold the rights of victims of crime

#### Program Goals:

NIJ seeks to engage with other federal and private-sector standards development organizations to develop needed standards to:

- Leverage investments.
- Reduce the need for federal investment.
- Speed the introduction of established standards.

#### Accomplishments:

- Police officer line of duty fatalities were reduced by 40 percent since 1975 due in large part to NIJ's body armor compliance testing program.
- Approximately 100 models of body armor are tested annually, with follow-on inspection of approximately 150 models. In 2018, 52 new models of body armor passed testing and were certified by NIJ, while 17 models failed testing. Follow-up inspection and testing of 256 models of body armor was conducted, and 11 advisory notices were issued. Inspectors conducted 125 inspections at manufacturing locations.
- More than 6,000 models of body armor have been tested since 1987. In 2017, NIJ reached the milestone of 1,000 armor models tested to the current (2008) version of the NIJ Body Armor standard.
- In November 2017, NIJ established a special technical committee to develop performance standards for the protective equipment worn by law enforcement in response to civil disturbances.

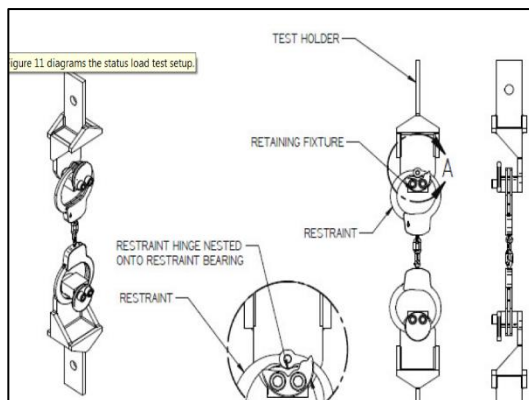


Image from [NIJ Standards for Wrist & Ankle Restraints](#)

### **Application and Award History**

| <b>(\$ in millions)</b>       | <b>FY 2016</b> | <b>FY 2017</b> | <b>FY 2018</b> | <b>FY 2019<br/>CR</b> | <b>FY 2020<br/>Request</b> |
|-------------------------------|----------------|----------------|----------------|-----------------------|----------------------------|
| Amount Available for Funding* | N/A            | N/A            | N/A            | N/A                   | N/A                        |
| Total Funding Awarded**       | \$4.6          | \$1.3M         | \$3.5M         | TBD                   | TBD                        |
| Number of awards              | 2              | 2              | 2              | TBD                   | TBD                        |

\*Not appropriated separately. This activity is supported with NIJ “Base” funds.

\*\* Reflects only funds awarded via grant or cooperative agreement. Does not include funds awarded via other mechanism (e.g., contract or Inter-Agency Reimbursable Agreement).

**For additional information, please visit [NIJ Standards and Conformity Assessment](#).**

## OFFICE OF JUSTICE PROGRAMS

### Program Name: NIJ Base Program -- Developing Technology Solutions to Criminal Justice Challenges

#### **Funding:** Annual average of \$10.3M

Between FY 2014 and FY 2018, a total of \$51.5M was awarded.

#### **Program Description**

**Purpose:** To provide criminal justice agencies safer, more effective, and more efficient technologies through research and development (R&D), test and evaluation.

**Authorizing Legislation:** Title I of the Omnibus Crime Control and Safe Streets Act of 1968 (sections 201 and 202); the Homeland Security Act of 2002 (sections 231-233)

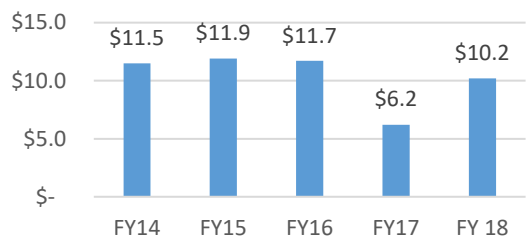
**Administering Agency:** National Institute of Justice (NIJ)

#### **DOJ Strategic Goal and Objective**

**DOJ Strategic Goal 3:** Reduce Violent Crime and Promote Public Safety

**Strategic Objective 3.1:** Combat violent crime, promote safe communities, and uphold the rights of victims of crime

Annual Obligations for  
Developing Technology Solutions  
with NIJ "Base" funds  
(\$ in millions)



#### **Program Goals**

- Base technology research and development efforts on rigorous program development and evaluation beginning with identifying criminal justice agencies' highest priority technology needs; and
- Engage with other federal and private sector science agencies to develop needed technology solutions to leverage investments and infrastructure, thereby increasing the impact of NIJ's finite resources and the introduction of needed technology solutions to the field.

#### **Accomplishments**

- NIJ funded the development of modern police body armor, which has saved the lives of more than 3,100 officers over the past 40 years – a 40 percent reduction in line-of-duty fatalities over that period.
- NIJ-funded research in the use of computers for crime analysis and mapping laid the groundwork for the current near-pervasive adoption of crime analysis technology. In 2017, NIJ conducted a research challenge project through Challenge.gov that promoted efforts to harness recent advances in data science to improve crime forecasting software. NIJ research demonstrated that conducted energy devices, such as the TASER, are safe and effective when used by trained officers in accordance with sound policies in the 2011 [Study of Deaths Following Electro-Muscular Disruption](#).
- NIJ-funded research also laid the groundwork for the National Information Exchange Model, which today makes it possible for public safety agencies to share critical data.
- In FY 2018, NIJ initiated new research in the application of Artificial Intelligence (AI) technology to criminal justice purposes, including research to combat human trafficking (two awards) and disrupt opioid trafficking (one award). Those projects include an effort to design and develop an intelligent system leveraging the latest advances in AI technologies to link participants on the dark web to the Internet to provide timely investigative leads to law enforcement in the U.S. They also include development of an expert system to guide homicide investigations using AI technologies and development of an AI tool (using agent-based modeling methods) to improve the effectiveness of the person-based focused deterrence strategy.

- In FY 2018, NIJ also expanded its investment in forensic technology research and development, making ten awards in a number of different areas including drug detection and classification, arson investigation, and improved DNA forensic tools.

### **Application and Award History**

| (\$ in millions)                           | FY 2016 | FY 2017 | FY 2018 | FY 2019<br>CR | FY 2020<br>Request |
|--|---------|---------|---------|---------------|--------------------|
| Amount Available for Funding <sup>1/</sup> | N/A     | N/A     | N/A     | N/A           | N/A                |
| Total Funding Awarded <sup>2/</sup>        | \$11.7  | \$6.2   | \$10.2  | TBD           | TBD                |
| Number of Applications <sup>3/</sup>       | 40      | 68      | 321     | TBD           | TBD                |
| Number of Awards <sup>4/</sup>             | 13      | 16      | 18      | TBD           | TBD                |
| Percentage of Applications Funded          | 33%     | 23%     | 5%      | TBD           | TBD                |

<sup>1/</sup> Not appropriated separately. This activity is supported with NIJ “Base” funds.

<sup>2/</sup> Reflects only funds awarded via grant or cooperative agreement. Does not include funds awarded via other mechanism (e.g., contract; Inter-Agency Reimbursable Agreement).

<sup>3/</sup> Number of applications includes all applications submitted to a solicitation under which a reported award was made. Some of the awards made under those solicitations are not reflected here either because they were funded from a source other than NIJ Base funding or purely involved Social and Behavioral science methods.

<sup>4/</sup> Number of Awards listed reflects only those awards funded in whole or in part with NIJ “Base” funds. Other awards for this purpose may have been funded from other funding sources.

**For additional information, please visit: [NIJ Technology Research](#).**

## OFFICE OF JUSTICE PROGRAMS

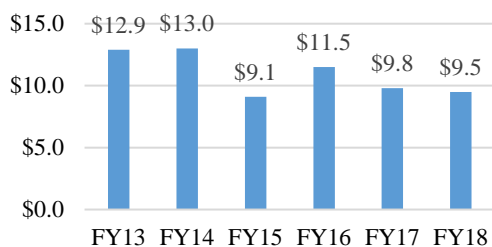
### Program Name: NIJ Base Program -- Social Science Research and Evaluation

(Research, Development, and Evaluation Appropriation)

**Funding:** Annual average of \$11.0

Between FY 2013 and FY 2018, a total of \$65.8M was awarded.

**Annual Obligations for  
Social Science Research Program  
from NIJ "Base" funds**  
(\$ in millions)



#### Program Description

**Purpose:** To identify policies and programs that reduce and prevent crime and promote the fair administration of justice. Scientific studies are developed and conducted with outside researchers who often collaborate with criminal justice practitioners.

**Authorizing Legislation:** Title I of the Omnibus Crime Control and Safe Streets Act of 1968 (sections 201 and 202).

**Administering Agency:** National Institute of Justice (NIJ)

#### DOJ Strategic Goal and Objective

**DOJ Strategic Goal 3:** Reduce Violent Crime and Promote Public Safety

**Strategic Objective 3.1:** Combat violent crime, promote safe communities, and uphold the rights of victims of crime

**Who Can Apply For Funding:** State and local governments, federal agencies, U.S. territories, federally recognized Indian tribal governments, private and public nonprofit organizations, for-profit organizations, institutions of higher education, and qualified individuals. For-profit organizations must agree to waive any profit or fees for services.

#### Program Goals

- Understand the causes of crime to more effectively predict, prevent, and control it.
- Support law enforcement and other public safety personnel by developing, testing, and evaluating ways to limit deaths and injuries of officers and suspects using technology and social science methods.
- Develop knowledge on violence and tools that reduce and prevent violence and victimization.<sup>2</sup>
- Develop knowledge on the opioid epidemic to effectively address it.
- Understand human trafficking in the United State to predict, prevent, and reduce it.
- Develop knowledge that supports prosecutors in their efforts to meet their mission.
- Promote effective law enforcement, court, and corrections responses to illegal drug markets including diversion of legal drugs, and criminal behavior related to drug use.

#### Accomplishments

- Under the Strategies for Policing Innovation program, NIJ facilitated successful partnerships between researchers and practitioners including the University of Missouri and the City of St. Louis police department. Using a “hot spot” policing technique in randomly-designated areas, they were able to reduce firearms assaults by 50 percent compared to control areas.

<sup>2</sup> Projects on violence and victimization are primarily supported through funding from the Office on Violence Against Women (VAWA set-aside) and Crime Victims Fund (VOCA transfer).



- NIJ supported empirical research on the influence of body worn cameras (BWC) on police-citizen interactions. NIJ-funded researchers recently concluded a randomized control trial (RCT) examining the influence of BWC on police-citizen encounters in the city of Las Vegas. They found large differences among the treatment (officers using BWC) and control groups in terms of citizen complaints and use-of-force incidents. BWC technology was associated with a 25 percent proportional reduction in officers generating a citizen complaint and a 41 percent proportional reduction in officers generating a use-of-force report. Both differences are statistically significant. The experiment also included a process study and a cost-benefit-analysis.
- NIJ supported qualitative and quantitative research on illegal prescription drug market interventions to optimize Prescription Drug Monitoring Programs for law enforcement, identify high risk prescribers for investigation, assess anti-pill mill legislation, and examine resources for High Intensity Drug Trafficking Areas to prevent and address diversion, addiction, and overdoses.
- NIJ produced evidence that suggests Global Positioning Systems (GPS) is an effective tool in monitoring high-risk sex offenders and high-risk gang offenders while on probation and parole. The use of this tool could lead to safer communities through reductions in recidivism and violent crime.
- In FY 2018, NIJ completed its evaluation of the Second Chance Act offender reentry programs, finding that that participation in SCA programming did not significantly reduce the likelihood of recidivism. Responding to this finding, NIJ, in collaboration with BJA, launched a new initiative seeking to build knowledge on best practices in offender reentry initiatives. Publications resulting from prior-year NIJ- funded research in reentry published in FY 2018 include *Lessons Learned from the Second Chance Act: Moving Forward to Strengthen Offender Reentry*.
- In FY 2018, NIJ expanded its research efforts to reduce firearms violence, making four awards totaling \$2 million. Two awards are of particular note. One will improve the understanding of mass shooters and public mass shooting incidents to inform efforts to prevent and deter future attacks. The other will examine individual-level psychosocial life history of mass shooters and community-level socio-ecological factors to understand the predictors and typologies of mass shootings and inform prevention strategies.

### Application and Award History

| (\$ in millions)              | FY 2016 | FY 2017 | FY 2018 | FY 2019<br>CR | FY 2020<br>Request |
|-------------------------------|---------|---------|---------|---------------|--------------------|
| Amount Available for Funding* | N/A     | N/A     | N/A     | N/A           | N/A                |
| Total Funding Awarded**       | \$11.5  | \$9.8   | \$9.5   | TBD           | TBD                |
| Number of awards              | 24      | 26      | 18      | TBD           | TBD                |

\*Not appropriated separately. This activity is supported with NIJ “Base” funds.

\*\* Reflects only funds awarded via grant or cooperative agreement. Does not include funds awarded via other mechanism (e.g., contract or Inter-Agency Reimbursable Agreement).

**For additional information, please visit the [NIJ website](#).**

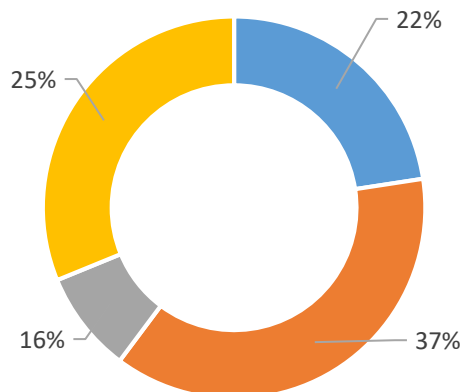
## OFFICE OF JUSTICE PROGRAMS

Program Name: Part B Formula Grants Program (also known as Title II)

### Funding

|                  |         |
|------------------|---------|
| FY 2020 Request: | \$58.0M |
| FY 2019 CR:      | \$60.0M |

### FY 2018 Part B Activities



- Diversion/Intervention/Detention Alternatives
- Core Requirements (DSO, Jail Removal, Separation, DMC)
- Prevention Programs
- Planning, System Improvement, SAGs

### Program Description

**Purpose:** The Part B: Formula Grants program supports state and local efforts to increase prevention and intervention programs for youth, ensure appropriate accountability for delinquent behavior, and improve the juvenile justice system.

This program also supports state and local compliance with the core requirements of the Juvenile Justice Delinquency and Prevention Act (JJDP Act)<sup>3</sup> and supports the Attorney General's priority area of preventing and reducing violent crime.

In FY 2020, this program includes a funding carve-out to support the Emergency Planning for Juvenile Detention Facilities program.

**Authorizing Legislation:** Title II, Part B of the Juvenile Justice and Delinquency Prevention (JJDP) Act of 2002 (Public Law 107-273, 34 U.S.C. § 11101 et seq.)

**First Year of Appropriation:** 1978

**Administering Agency:** Office of Juvenile Justice and Delinquency Prevention (OJJDP)

### DOJ Strategic Goal and Objective

**DOJ Strategic Goal 3:** Reduce Violent Crime and Promote Public Safety

**Strategic Objective 3.1:** Combat violent crime, promote safe communities, and uphold the rights of victims of crime

**Who Can Apply for Funding:** Eligible applicants include all 50 states, the District of Columbia, and five U.S. territories through their authorized state administering agencies, which make subawards to local governments, private agencies, and federally recognized tribes. To receive funds, applicants must satisfy 28 state plan requirements described in Section 223(a) of the JJDP Act. If a state does not meet these requirements, it is not eligible to receive its Formula Grants program allocation for that year. Within these 28 requirements, four are deemed to be "core" and as required by statute OJJDP must reduce a state's annual formula grant award by 20 percent for each requirement with which the state is out of compliance.

**How Funds are Distributed:** Funds are awarded as grants using a [formula](#) based on population under the age of 18 (See the [annual Title II allocation by state](#)). Grantees can use no more than 10 percent of the award for planning and administration, with a 100 percent cash match for those dollars.

<sup>3</sup> The core requirements include separating youth from adult offenders in secure facilities, assuring they are not held in adult jails or lock ups, and ensuring that youth charged with status offenses (truancy, running away from home, etc.) are not held in secure detention. Additionally, states are required to make efforts to reduce minority youths' disproportionate contact with the juvenile justice system.

## **Program Goals**

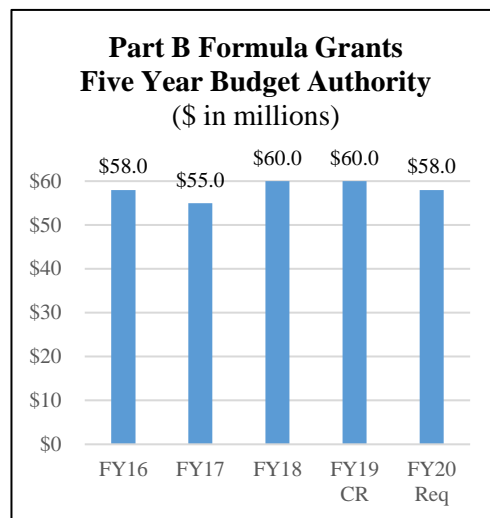
- To support state and local efforts to increase prevention and intervention programs for youth and ensure appropriate accountability for delinquent behavior.
- To help states focus system resources more efficiently on preventing delinquency and on addressing serious, violence, and chronic offenders.
- To improve and strengthen state compliance with the Juvenile Justice Delinquency and Prevention Act (JJDP Act).

## **Accomplishments**

Funded sites are required to report on existing performance metrics specifically developed for the 32 purpose areas under the Formula Grants program (see <https://ojdppmt.ojp.gov/help/titleIIdocs.html>). The latest available performance measures data indicate that nearly 88,935 at-risk youth were directly served with these grant dollars.

In addition:

- 89 percent of youth successfully completed the defined program requirements successfully.
- 67 percent of youth improved in a behavior area in the short term. The most commonly addressed behavior issue was social competence, with 91 percent of targeted youth exhibiting a behavior change. In addition, 93 percent of targeted youth exhibited a change in antisocial behavior and 53 percent of targeted youth exhibited a behavior change in school attendance.
- Of program youth tracked, 28 percent had an arrest or delinquent offense, and seven percent reoffended with a new arrest or delinquent offense (short term).



States reported numerous accomplishments, including (but not limited to) educational enhancements, growth in mentoring partnerships, increased use of alternative programs to avoid placement in juvenile detention centers, and reduction of disproportionate minority contact within the juvenile justice system. Minnesota, for example reported the following:

- Minnesota supported Crossover programming at eight sites throughout the state, directly benefitting 778 youth who are dually involved in the juvenile justice and child welfare systems.
- Minnesota initiated a two-year project called, ‘Listen, Learn, Lead,’ focused on DMC-data collection via fishbowl conversations with youth in each of the state’s judicial districts.
- The Minnesota state agency partnered with the Minnesota Department of Health to plan the first phase of a Comprehensive Suicide Prevention Training pilot program at Northwestern Minnesota Juvenile Detention Center in Bemidji, Minnesota.
- Minnesota supported Minnesota Corrections Associations’ ‘Juvenile Justice 21’ project, resulting in the production of mental health and data-sharing toolkits for practitioners.

Additionally, Alaska used funding to support 168 youth from nine Alaska Native tribes on positive youth development and cultural resilience activities.

### Application and Award History

| (\$ in millions)                  | FY 2016 | FY 2017 | FY 2018 | FY 2019<br>CR | FY 2020<br>Request |
|-----------------------------------|---------|---------|---------|---------------|--------------------|
| Amount Available for Funding      | \$52.2^ | \$45.7^ | \$54.5^ | \$60.0        | \$58.0             |
| Total Funding Awarded             | \$51.2  | \$45.7  | 42.9    | TBD           | TBD                |
| Number of Applications            | 128     | 141     | 78      | TBD           | TBD                |
| Number of Awards                  | 87      | 86      | 53      | TBD           | TBD                |
| Percentage of Applications Funded | 68%     | 61%     | 68%     | TBD           | TBD                |

^Amount enacted minus funds used for management and administration, peer review, or other authorized purposes.

**For additional information, please visit: <http://www.ojjdp.gov/> or the [list of awards by fiscal year](#).**

**OFFICE OF JUSTICE PROGRAMS**

**Program Name: Preparing for Active Shooter Situations (PASS)**

| <b>Funding</b>   |         |
|--|---------|
| FY 2020 Request:   | \$10.0M |
| FY 2019 CR:  | \$10.0M |
| <b>Note:</b> This program is funded as a carveout under the COPS Hiring Program.   |         |
| <b>PASS Nationwide First Responder Training Model:</b>   |         |
| <ul style="list-style-type: none"> <li>• Comprehensive scenario-based training for police, fire, and Emergency Medical Services (EMS) personnel</li> <li>• Awareness training for law enforcement and civilians</li> <li>• Tactical medical intervention train-the-trainer for law enforcement</li> <li>• Command staff level incident leadership training</li> <li>• First responder resiliency training</li> <li>• Exercise planning for preparedness</li> </ul> |         |

**Program Description**

**Purpose:** This program aims to improve the safety and resiliency of law enforcement officers, other first responders, and communities nationwide through multidisciplinary training to counter active shooter threats or acts of terrorism against individuals or facilities and to enhance the ability of law enforcement not only to secure the scene, but to increase the survivability of the event and protect officers and first responders from the long-term effects of exposure to trauma.

**Authorizing legislation:** Authorized by the Protecting Our Lives by Initiating COPS Expansion Act of 2016 (POLICE Act), Pub. L. No. 114-199, 34 U.S.C. § 10381(b)(17).

**First year of appropriation:** 2017

**Administering agency:** Office of Community Oriented Policing Services (COPS)

**DOJ Strategic Goal and Objective**

**DOJ Strategic Goal 3:** Reduce Violent Crime and Promote Public Safety

**Strategic Objective 3.1:** Combat violent crime, promote safe communities, and uphold the rights of victims of crime

**Who Can Apply for Funding and How Funds Are Distributed:**

| Activity  | Who can apply for funding   | Award Type            | Length of Award | Amounts (Up to) |
|---|---|-----------------------|-----------------|-----------------|
| Development and Delivery of Active Shooter Training | Public governmental agencies, for-profit and nonprofit institutions, institutions of higher education, community groups, and faith-based organizations with substantial experience with providing and tailoring cross-disciplinary active shooter training to law enforcement and other first responders on a national scale. | Cooperative Agreement | 12 to 24 months | \$10.0 million  |

**Program Goals**

The overarching goal of PASS is to increase the survivability of active shooter and other hostile events through evidence-based multi-disciplinary training for law enforcement officers and other public safety first responders that focuses on response integration, improvements to critical decision making, and the execution of appropriate judgment during critical events.

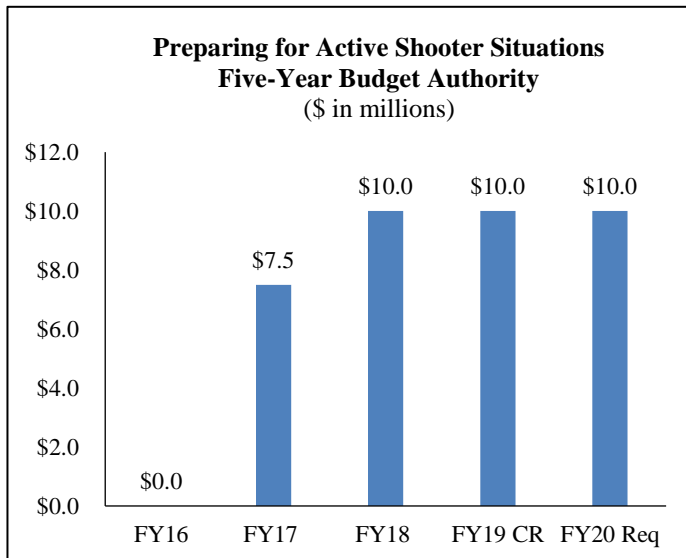
Since the tragedy at Columbine High School in 1999, law enforcement and other first responders have worked to improve their tactical training to active shooter events. With more than 50 active shooter events in 2016 and 2017 alone, killing 221 (including 13 law enforcement officers) and wounding 722, a well-trained first responder workforce is critical to saving lives.<sup>4</sup> Since 1999, law enforcement especially has made great strides in training, policy development, and accountability; however, the dynamics of society have created a need for continuous improvement in processes to enhance the decision-making and application of appropriate judgments by law enforcement.

PASS supports the expanded development and delivery of scenario-based, interdisciplinary active shooter training for first responders through a multi-pronged approach to training and auxiliary assistance including:

- Funding courses designed to improve the tactical response to active shooter situations including tactical medical training for first responders as proposed by the Hartford Consensus.
- Funding train-the-trainer courses that allow law enforcement agencies to train citizens on when to run, when to hide, when to fight, and how to stop bleeding, as these are commonly understood as the most critical skills and knowledge for citizens to possess in order to most effectively escape or intervene in an active shooter situation.
- Funding training on resiliency and post-event wellness to ensure that caring for law enforcement officers does not end when the scene is secured.
- Creating a suite of refresher courses, downloadable scenarios for intra-agency training, and other online resources to help officers maintain their knowledge and skills.
- Building a portfolio that offers a mix of traditional classroom, train-the-trainer, and online distance learning modalities in order to serve the largest possible number of first responders in the most efficient way.

### **Accomplishments**

- The PASS program supported the training of over 15,000 participants in-person, and thousands more online, in FY 2017.
- In FY 2018, this program supported the delivery of 438 classes that trained up to 16,000 first responders across the nation through in-person training. Additional classes in advanced medical skills, solo officer rapid deployment, civilian casualty care, and exterior response to active shooter events were added to the PASS training schedule.



<sup>4</sup> *Active Shooter Incidents in the United States in 2016 and 2017*, the Advanced Law Enforcement Rapid Response Training (ALERT) Center at Texas State University and the Federal Bureau of Investigation, U.S. Department of Justice, Washington D.C. 2018. <https://www.fbi.gov/file-repository/active-shooter-incidents-us-2016-2017.pdf/view>

### Application and Award History

| (\$ in millions)                  | FY 2016 | FY 2017 | FY 2018  | FY 2019<br>CR | FY 2020<br>Request |
|-----------------------------------|---------|---------|----------|---------------|--------------------|
| Amount available for funding      | \$0^    | \$7.5M^ | \$10.0M^ | \$10.0M^      | \$10.0M^           |
| Total funding awarded^            | N/A     | \$5.4M  | \$8.7M   | TBD           | TBD                |
| Number of Applications            | N/A     | 45      | 1        | TBD           | TBD                |
| Number of Awards                  | N/A     | 1       | 1        | TBD           | TBD                |
| Percentage of Applications Funded | N/A     | 2%      | 100%     | TBD           | TBD                |

^ Total funding awarded excludes amounts used for management and administration, peer review, carveout programs, or other authorized purposes. For FY 2019 and FY 2020, the total funding request for the PASS program is shown.

For additional information, please visit: [Preparing for Active Shooter Situations \(PASS\)](#).

## OFFICE OF JUSTICE PROGRAMS

### Program Name: Prison Rape Prevention and Prosecution Program

#### Funding

|                  |         |
|------------------|---------|
| FY 2020 Request: | \$15.5M |
| FY 2019 CR:      | \$15.5M |

#### Program Description

**Purpose:** Through the Prison Rape Prevention and Prosecution Program, the Bureau of Justice Assistance (BJA) provides resources, training, and technical assistance to entities responsible for state and local adult prisons and jails, juvenile facilities, community corrections, lockups, and tribal

organizations in their efforts to eliminate sexual abuse in confinement. Major components of the program include promoting successful implementation of national Prison Rape Elimination Act (PREA) standards and directing the PREA audit function required under the U.S. Parole Commission Extension Act of 2018. PREA also requires the Bureau of Justice Statistics (BJS) to carry out, for each calendar year, a comprehensive statistical review and analysis of the incidence and effects of prison rape. BJS has developed a multiple-measure and –mode data collection strategy to implement requirements under PREA.

The national [PREA standards](#)—which include requirements related to achieving zero tolerance cultures related to sexual abuse and sexual harassment in confinement facilities, providing services to incarcerated victims, conducting independent and thorough investigations, training staff members, and auditing compliance with the standards—improve the overall safety of facilities for inmates, residents, detainees, and staff, many of whom are sworn law enforcement officers.

#### **Bureau of Justice Assistance (BJA)**

The PREA statute established the National Prison Rape Elimination Commission, which was charged with developing recommended national standards for reducing sexual abuse and sexual harassment in confinement. A report containing the recommended standards was published in June 2009 (see 34 U.S.C. § 30606). DOJ published the final [PREA Standards](#) in the Federal Register on June 20, 2012; these standards became effective on August 20, 2012. The first three year audit cycle began on August 20, 2013. The PREA Management Office (PMO) was established in BJA by the Deputy Attorney General in August 2013 to carry out DOJ’s PREA implementation responsibilities. The PMO’s responsibilities have been expanded by the PREA Amendments in the Justice for All Reauthorization Act of 2016 and the United States Parole Commission Extension Act of 2018. There are currently more than 500 DOJ-certified PREA auditors who represent all 50 states and the District of Columbia. These certified auditors have reported that they have conducted more than 4,000 PREA audits across the nation.

#### **Bureau of Justice Statistics (BJS)**

BJS provides comprehensive statistical review and analysis of the incidence and effects of prison rape for each calendar year. The review must include, but is not limited to, the identification of the characteristics of both victims and perpetrators of prison rape and provides a list of institutions ranked according to the incidence of prison rape in each institution. BJS collects data from administrative records of the facilities as well as self-reports directly from inmates to get the most accurate estimates possible.



PREA data collections include:

1. [Survey of Sexual Victimization](#) – annual collection
2. [National Inmate Survey](#) – last conducted in 2017
3. [National Survey of Youth in Custody](#) – last conducted in 2018

**Authorizing Legislation:** 2003 Prison Rape Elimination Act (PREA) (Public Law 108-79)

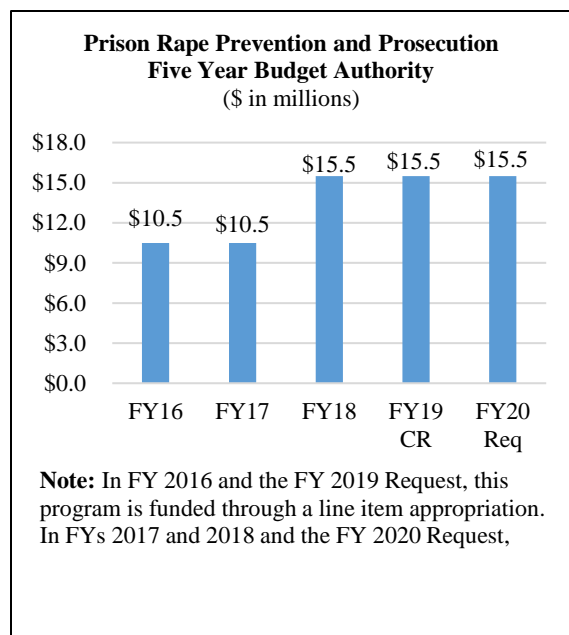
**First Year of Appropriation:** 2004

**Administering Agencies:** Bureau of Justice Assistance and Bureau of Justice Statistics

**DOJ Strategic Goal and Objective**

**DOJ Strategic Goal 3:** Reduce Violent Crime and Promote Public Safety

**Strategic Objective 3.1:** Combat violent crime, promote safe communities, and uphold the rights of victims of crime



**Who Can Apply for Funding and How Funds Are Distributed:**

| Program   | Who Can Apply for Funding  | Award Type                         | Award Amount  |
|---|--|------------------------------------|---|
| <b>Bureau of Justice Assistance (BJA)</b>   |  |                                    |   |
| Demonstration Projects  | States, units of local governments, and federally recognized Indian tribes   | Competitive grants                 | Varies based on the specific needs of the jurisdictions that are selected for funding |
| Support to BJA’s PREA Management Office (PMO) in managing the nationwide PREA audit function and providing critical resources to state, local, and tribal jurisdictions – National PREA Resource Center (PRC) | Non-profit organizations that guide correctional/criminal justice programs and policy initiatives with a national focus and impact   | Competitive cooperative agreements | Up to \$10 million for 24 months  |
| <b>Bureau of Justice Statistics (BJS)</b>   |  |                                    |   |
| Survey of Sexual Victimization (annual administrative data collection)  | Census Bureau  | Inter-agency agreement             | Up to \$2 million for 2- to 3-year periods  |
| <ul style="list-style-type: none"> <li>• National Inmate Survey (Adults)</li> <li>• National Survey of Youth in Custody (Juveniles)</li> </ul>  | For-profit (commercial) and non-profit organizations. For-profit organizations are not allowed to make a profit as a result of this award or to charge a management fee for the performance of this award. | Competitive cooperative agreements | Multiyear based on need and available funds   |

## **Program Goals**

### **BJA:**

- Increase awareness of the problem of sexual abuse and sexual harassment in the confinement facility types covered under the PREA standards.
- Provide resources to develop comprehensive programs, strategies, and policies that will enhance state, local, or tribal government's abilities to achieve compliance with the PREA standards and eliminate sexual misconduct.
- Continue to support and enhance the PREA audit function, including the management of more than 600 DOJ-certified PREA auditors nationwide. DOJ's responsibilities related to the audit function are defined in the PREA Standards and related statutes.

### **BJS:**

- Complete the *National Study of Youth in Custody* in 2018 and release initial findings in 2019.
- In FY 2018, complete the *National Inmate Survey in Prisons* and prepare the *National Inmate Survey in Jails* for a 2020 deployment.
- Continue the annual *Survey of Sexual Victimization* based on administrative data.

## **Examples of PREA Implementation Accomplishments**

### **BJA:**

#### ***Creation, Implementation, and Ongoing Oversight of the Historic, One-of-a-Kind PREA Audit Function***

Key PMO milestones related to the PREA Audit Function, which was established by the PREA Standards, include development of:

- Processes for certifying and—every three years—recertifying PREA auditors. These processes include comprehensive training and a probationary period for auditor candidates. There are more than 600 DOJ-certified PREA auditors in all 50 states and the District of Columbia. Certified auditors report that they have conducted more than 4,000 audits of confinement facilities to date.
- Auditing tools that address the four facility types covered by the PREA Standards. Each set of standards includes more than 300 specific requirements that facilities must meet to be in full compliance with the standards, and the audit tools are tailored to and reflect all of these requirements.
- The PREA Online Audit System that provides an efficient way for auditors and confinement facilities to uphold their requirements related to audits, and allows for collection by the PMO of information related to audit activity across the country.
- A PREA Audit Oversight process designed to enhance the quality and integrity of PREA audits. Key components are:
  - The PREA Auditor Field Training Program (FTP), which provides auditor candidates with hands-on, practical auditing experience inside facilities. FTP events have been conducted in numerous states, and additional events are scheduled across the nation for 2019. Successful participation in the FTP is a requirement for all PREA auditor candidates seeking certification from DOJ.
  - An online learning management system for DOJ-certified PREA auditors which serves as a “one-stop shop” for continuing education and other resources.
  - A process to evaluate the body of auditing work of every PREA auditor to guide interventions with them, including actions that impact DOJ-issued auditor certifications.

- The PREA Auditor Handbook (see <https://www.prearesourcecenter.org/node/5341>), which was released to the field in August 2017. The Handbook is intended to articulate DOJ's expectations for all DOJ-certified PREA auditors, establish requirements for auditor conduct and audit methodology, provide transparency to all stakeholders regarding the expected audit methodology, and serve as an easy-to-use reference guide for conducting high quality, objective, comprehensive, and reliable PREA audits.

### ***Achievement of Compliance with the New DOJ Requirements Related to PREA***

Key steps that were taken by the PMO to comply with the DOJ requirements related to PREA that were implemented by the Justice for All Reauthorization Act (JFARA) of 2016 and the National Parole Commission Extension Act of 2018 include:

- Establishment of a new, one-of-a-kind process at OJP that allows DOJ to check and evaluate the criminal histories of PREA auditors, and to use the outcomes of this process to make decisions regarding auditor certification.
- Creation and deployment of a new website to make publicly available final PREA audit reports for facilities under the operational control of the nation's governors. See <https://www.bja.gov/state-PREA-submissions/>.
- Operationalization of the new DOJ grant funding "abeyance option" for states and territories that submit an assurance to DOJ. Per JFARA, governors who are not able to certify full compliance to DOJ with the PREA Standards now have two options: (1) Use not less than five percent of impacted DOJ grant funds to work toward and achieve full compliance with the PREA Standards in future years; or (2) Request that the Attorney General hold these grant funds in abeyance.
- Implementation of the new PREA-related reporting requirements for states and territories. JFARA includes several expanded reporting requirements for states and territories annually submitting Certifications and Assurances to DOJ, as well as additional provisions designed to enhance transparency regarding states' and territories' ongoing work to implement the PREA Standards.

### ***Provision of Resources to State, Local, and Tribal Jurisdictions***

Since FY 2011, BJA has made more than 100 competitive grant awards to state, local, and tribal jurisdictions across the nation under the PREA Demonstration Grant Program. Totaling more than \$35 million, these grants are intended to promote the implementation of zero tolerance cultures in confinement facilities related to sexual abuse and sexual harassment, and to support efforts to achieve compliance with the PREA Standards. The PREA Grant Program was suspended in FY 2016 because of a lack of resources, but BJA anticipates making awards under this program in FY 2019.

BJA also funds the National PREA Resource Center (PRC) through a competitively awarded cooperative agreement. The PMO directs the work of the PRC to provide critical, ongoing support and enhancements to the nationwide PREA Audit Function, and to make resources available to the field to support PREA Standards implementation.

DOJ received 16 certifications of full compliance and 37 assurances for audit year one of the second three year PREA audit cycle. This was a substantial change from audit year one of the first three-year audit cycle when DOJ received two certifications of full compliance and 47 assurances. The PMO is currently reviewing the certifications and assurances, as well as the PREA compliance information submitted by the nation's governors that is related to audit year two of the second three-year audit cycle.

**BJS:**

In 2018, BJS released the following PREA-related reports:

- *Sexual Victimization Reported by Adult Correctional Authorities, 2012-15*, which presents data on allegations and substantiated incidents of inmate-on-inmate and staff-on-inmate sexual victimization reported to correctional authorities in prisons, jails, and other adult correctional facilities for each year from 2012 through 2015.
- *PREA Data Collection Activities, 2018*, which describes activities during 2017 and 2018 by the Bureau of Justice Statistics to collect data and report on the incidence and effects of sexual victimization in correctional facilities, as required by the Prison Rape Elimination Act of 2003 (PREA) (P.L. 108-79). This report meets the PREA requirement to report on BJS's activities for the preceding calendar year by June 30 of each year.

**Application and Award History**

| (\$ in millions)                               | FY 2016              | FY 2017 | FY 2018 | FY 2019<br>CR | FY 2020<br>Request |
|--|----------------------|---------|---------|---------------|--------------------|
| Amount Available for Funding (both BJA & BJS)^ | \$12.4 <sup>1/</sup> | \$10.5  | \$14.0  | \$15.5        | \$15.5             |

**Bureau of Justice Assistance (BJA)**

|                        |       |       |       |     |     |
|------------------------|-------|-------|-------|-----|-----|
| Total Funding Awarded  | \$4.3 | \$2.4 | \$6.2 | TBD | TBD |
| Number of Applications | 1     | 3     | 0     | TBD | TBD |
| Number of awards       | 1     | 1     | 2*    | TBD | TBD |

\*One of these awards is a funding supplement to the PRC, which is being re-competed in FY2019. The second award is a cooperative agreement is for a PREA solicitation - Strategic Support for PREA Implementation in Local Confinement Agencies Nationwide - that was competed in FY2017, but not funded by BJA because of lack of resources.

**Bureau of Justice Statistics (BJS)**

|                        |       |       |       |     |     |
|------------------------|-------|-------|-------|-----|-----|
| Total Funding Awarded  | \$8.0 | \$6.8 | \$7.8 | TBD | TBD |
| Number of Applications | 1     | 1     | 2     | TBD | TBD |
| Number of awards       | 1     | 1     | 1     | TBD | TBD |

<sup>1/</sup> In FY 2016, \$3 million was reprogrammed to meet the resources needed to implement this program.

^ Amount does not include funds used for management and administration, peer review, or other authorized purposes

**For additional information, please visit: [BJS Prison Rape Elimination Act Statistics](#).**

**OFFICE OF JUSTICE PROGRAMS**

**Program Name: Public Safety Officers' Benefits (PSOB) Program**

**Funding**

FY 2020 Request: \$139.8M  
 FY 2019 CR: \$116.8M

**Program Description**

**Purpose:** To provide financial assistance to:

1. Survivors of public safety officers whose deaths resulted from injuries sustained in the line of duty;
2. Public safety officers permanently and totally disabled by injuries sustained in the line of duty; and
3. Eligible spouses and children of public safety officers killed or permanently and totally disabled in the line of duty to help with higher education expenses (such as tuition and fees, books, supplies, and room and board).

**Authorizing Legislation:** The Public Safety Officers' Benefits Act of 1976, Public Law 94-430



**Administering Agency:** Bureau of Justice Assistance (BJA)

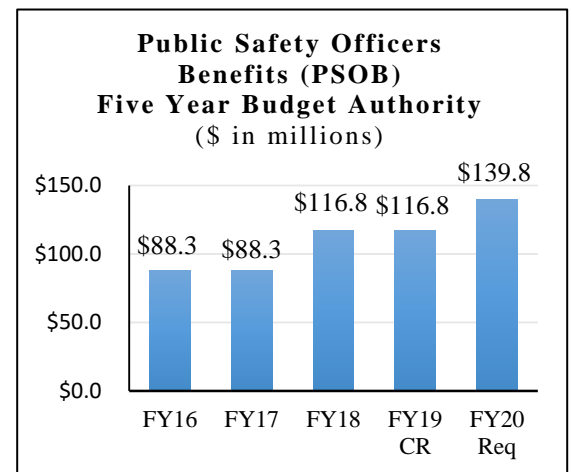
**DOJ Strategic Goal and Objective**

**DOJ Strategic Goal 3:** Reduce Violent Crime and Promote Public Safety

**Strategic Objective 3.1:** Combat violent crime, promote safe communities, and uphold the rights of victims of crime

**Who Can Apply for Funding:** Eligible beneficiaries include but are not limited to the surviving spouse, children, PSOB designee, life insurance beneficiary, surviving parents, adult children (death claims), and injured public safety officers (disability claims).

**How Funds are Distributed:** A thorough claim process is required to determine eligibility. In FY 2018, the amount of the PSOB benefit was \$350,079 for eligible deaths and disabilities occurring on or after October 1, 2017. The amount of the PSOB educational assistance benefit for one month of full-time attendance on or after October 1, 2017, was \$1,041.



**Claim and Benefit History**

| (\$ in millions)  | FY 2016 | FY 2017 | FY 2018 | FY 2019 CR | FY 2020 Request |
|---|---------|---------|---------|------------|-----------------|
| Amount Available for the PSOB Discretionary Program (Disability and Educational Assistance) | \$15.0  | \$13.8  | \$16.3  | \$16.3     | \$24.8          |
| PSOB Mandatory (Death Benefits)   | \$65.7  | \$61.2  | \$72.0  | \$115.0    | \$115.0         |

| (\$ in millions)                                 | FY 2016 | FY 2017 | FY 2018                                       | FY 2019<br>CR | FY 2020<br>Request |
|--|---------|---------|---|---------------|--------------------|
| PSOB Death Benefits Obligations                  | \$112.1 | \$111.8 | \$72.0  | TBD           | TBD                |
| Number of Claims Filed                           | 285     | 356     | 190 claims<br>(324 initiated<br>applications) | TBD           | TBD                |
| Number of Claims Approved                        | 330     | 399     | 318   | TBD           | TBD                |
| PSOB Disability Benefits Obligations             | \$8.8   | \$22.3  | TBD   | TBD           | TBD                |
| Number of Claims Filed                           | 61      | 77      | 43 claims<br>(139 initiated<br>applications)  | TBD           | TBD                |
| Number of Claims Approved                        | 31      | 82*     | 59  | TBD           | TBD                |
| PSOB Educational Assistance Benefits Obligations | \$3.4   | \$4.0   | TBD   | TBD           | TBD                |
| Number of Claims Filed                           | 679     | 715     | 609   | TBD           | TBD                |
| Number of Claims Approved                        | 549     | 601     | 642   | TBD           | TBD                |

\* In this column “claims” refers to the number of PSOB claims that included enough documentation to meet the minimum requirements for formal review of a PSOB benefits claim. “Initiated applications” refers to the total number of requests for PSOB benefits submitted to OJP that have not yet met the standard for being considered a “claim”.

**For additional information, please visit: [Public Safety Officers’ Benefits.](#)**

**OFFICE OF JUSTICE PROGRAMS**  
**Program Name: Regional Information Sharing Systems (RISS)**

**Funding**

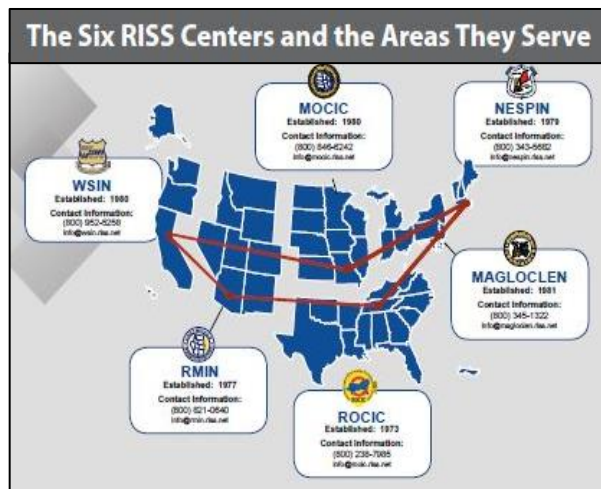
FY 2020 Request: \$10.0M  
 FY 2019 CR: \$36.0M

**Program Description**

**Purpose:** To enable multi-jurisdictional information sharing across law enforcement and criminal justice agencies at all levels to resolve criminal cases while promoting officer safety.

This program supports federal, state, local, territorial, and tribal law enforcement agencies and other criminal justice agencies through the six regional RISS centers by providing the following services:

- A secure online information and intelligence sharing network;
- Officer safety information and deconfliction services;
- Investigative and analytical support services;
- Loans of specialized investigative equipment and confidential investigative funds; and
- Training, conferences, and publications designed to assist RISS users in investigating and prosecuting regional, national, and transnational criminal activity.



**Authorizing Legislation:** Omnibus Crime Control and Safe Streets Act of 1968 (34 USC 10321(d)) as amended

**First Year of Appropriation:** 1986

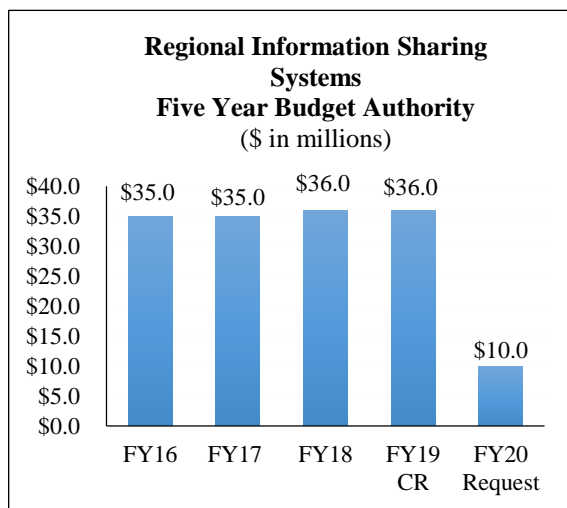
**Administering Agency:** Bureau of Justice Assistance

**Who Can Apply for Funding:** The six regional RISS Centers and the RISS Technology Support Center

**How Funds are Distributed:** Discretionary grants are awarded on an annual basis based the number of users each regional center serves, anticipated needs for the coming year, and overall RISS Program funding levels.

**Program Goals**

1. **Information Sharing**—Facilitate and expand information sharing solutions and services for criminal justice agencies. RISS’s information sharing services help connect officers across jurisdictions to identify new investigative leads and links, solve crimes and promote officer safety, and aid in successful case resolution.
2. **Investigative Support**—Provide services to assist criminal justice agencies in successfully resolving criminal investigations and prosecutions. RISS provides professional, accurate, relevant, and effective products and services to combat crime, aid in resolving investigations, and obtain the successful prosecution of offenders.



3. Officer Safety—Provide deconfliction services, resources, and training to enhance officer safety, avoiding conflicts between the operations of different law enforcement agencies, and safeguard citizens. This goal focuses on the RISS Officer Safety Event Deconfliction System (RISSafe), the RISS Officer Safety Website, and increasing officer safety by providing resources and training.
4. Partnerships—Build and foster partnerships to enhance criminal justice information sharing. RISS strengthens existing partnerships while seeking new partnerships that leverage proven technology and expand information sharing. Through RISS’s services, resources, and partnerships, RISS is helping advance the nation’s criminal justice strategy.
5. Professional Excellence—Operate and manage the RISS nationwide enterprise, the six RISS Centers, and the RISS Technology Support Center (RTSC) in an effective manner. This goal focuses on continuing to build on RISS’s proven and effective foundation by ensuring a robust, flexible, scalable, and professional organization.
6. Advanced Technology—Provide innovative, integrated technology solutions. This goal focuses on RISS’s integration and collaboration for future technology resources.

### **Accomplishments**

In FY 2018, the RISS program:

- Assisted more than 9,100 law enforcement agencies and more than 145,700 authorized law enforcement personnel in securely sharing information and expanded information sharing partnerships with the U.S. Department of Homeland Security, the National Alliance of Gang Investigators Associations, and the FBI Law Enforcement National Database Exchange (N-DEx).
- Assisted agencies in locating 1,175 individuals, resolving 1,325 cases, and prosecuting 310 cases.
- Facilitated event deconfliction services through RISSafe by receiving entries regarding 224,500 events and identifying more than 25,000 conflicts, which prevented officers or agencies from unintentionally interfering with each other’s cases.
- Enabled users to conduct more than 5.1 million inquiries against RISS databases, resulting in more than 3 million hits, which helped law enforcement offices identify subject (target) connections and possible investigative leads.
- Sponsored or cosponsored 764 training opportunities and helped train 43,145 law enforcement officers and personnel.
- Responded to and provided research and information for 74,898 requests for assistance, loaned 2,527 pieces of specialized equipment, and supported the development of 188,310 analytical products (such as link charts, telephone toll analysis, and crime scene diagrams, digital forensic analysis, or audio/video enhancement).

Success stories submitted by agencies and officers that used RISS services and resources can be viewed at [www.riss.net/Impact](http://www.riss.net/Impact). These stories represent the RISS Centers’ impact in communities in the areas of violent crime, narcotics, human trafficking, identity theft, property crimes, and other activities that help officers arrest offenders and remove contraband.



### Application and Award History

| (\$ in millions)              | FY 2016 | FY 2017 | FY 2018 | FY 2019<br>CR | FY 2020<br>Request |
|-------------------------------|---------|---------|---------|---------------|--------------------|
| Amount Available for Funding^ | \$31.6  | \$35.0  | \$36.0  | \$36.0        | \$10.0             |
| Total Funding Awarded         | \$31.6  | \$31.6  | \$32.9  | TBD           | TBD                |

### Awards to Regional Information Sharing Systems Centers

| (\$ in millions)  | FY 2016 | FY 2017 | FY 2018 | FY 2019<br>CR | FY 2020<br>Request |
|---|---------|---------|---------|---------------|--------------------|
| 1. Mid Atlantic–Great Lakes Organized Crime Law Enforcement Network (MAGLOCLEN) | \$4.8   | \$4.8   | \$5.0   | TBD           | TBD                |
| 2. Mid-States Organized Crime Information Center (MOCIC)                        | \$4.4   | \$4.4   | \$4.5   | TBD           | TBD                |
| 3. New England State Police Information Network (NESPIN)                        | \$3.7   | \$3.7   | \$3.9   | TBD           | TBD                |
| 4. Rocky Mountain Information Network (RMIN)                                    | \$4.8   | \$4.7   | \$4.9   | TBD           | TBD                |
| 5. Regional Organized Crime Information Center (ROCIC)                          | \$4.9   | \$4.9   | \$5.1   | TBD           | TBD                |
| 6. Western States Information Network (WSIN)                                    | \$5.0   | \$5.0   | \$5.2   | TBD           | TBD                |
| Award to RISS Technology Support Center (RTSC)                                  | \$4.0   | \$4.1   | \$4.3   | TBD           | TBD                |
| Award to RISS Collaboration Support and Technical Assistance                    | \$0.0   | \$0.0   | \$0.0   | TBD           | TBD                |

^ Amount does not include funds used for management and administration, peer review, or other authorized purposes.

**For additional information, please visit: <http://www.riss.net/>.**

## OFFICE OF JUSTICE PROGRAMS

### Program Name: Research on Pathways to Domestic Terrorism

#### Funding

FY 2020 Request: \$4.0M  
FY 2019 CR: \$4.0M

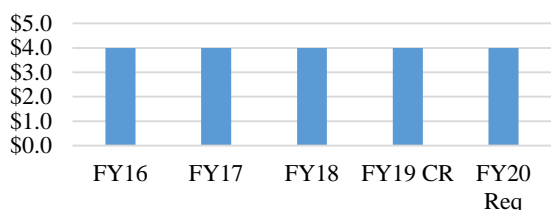
This program is requested in FY 2020 as a carve-out of the Byrne Justice Assistance Grants program.

#### Program Description

**Purpose:** To build knowledge and evidence related to strategies for effective prevention and intervention of individuals' path to terrorism in the U.S. by supporting research that answers the following questions:

- What common threads exist among cases of individuals who become committed to terrorist ideologies?
- How does the process occur in the U.S., and how can we prevent and counter it?
- Why do people adopt terrorist ideologies, and why do some people choose to engage in violence to further those ideologies while others do not?
- How are U.S. communities responding, and what works to prevent individuals becoming committed to terrorist ideologies?

**Research on Pathways to Domestic Terrorism**  
Five Year Budget Authority  
(\$ in millions)



**Authorizing Legislation:** Created through Department of Justice appropriations acts

**Administering Agency:** National Institute of Justice (NIJ)

#### DOJ Strategic Goal and Objective

**DOJ Strategic Goal 3:** Reduce Violent Crime and Promote Public Safety

**Strategic Objective 3.1:** Combat violent crime, promote safe communities, and uphold the rights of victims of crime

**Who Can Apply For Funding:** States and territories, local governments, Indian tribal governments, nonprofit and for-profit organizations, institutions of higher education, and certain qualified individuals. For-profit organizations must agree to waive any profit or fees for services.

**How Funds are Distributed:** Through a competitive process, awards are made as grants for up to \$750,000 for a 12- to 36-month project period.

#### Program Goals

- The program includes basic research on what drives the process of individuals becoming committed to terrorist ideologies, but is increasingly moving towards the evaluation of promising practices to address these drivers.
- NIJ is working with the Department of Homeland Security (DHS) and international partners such as the United Kingdom, Canada, and Australia to share research projects and findings. For example, in September 2018, these organizations held a combined research conference in London, UK.

#### Accomplishments

- Research teams have provided briefings and interim findings to many components of DOJ including the FBI, as well as DHS and other federal partners. Publications resulting from prior-year NIJ investments in terrorism research that were published in 2018 included, *Research Provides Guidance on Building Effective*

*Counterterrorism Programs, Domestic Radicalization Research Yields Possible Keys to Identifying Extremists on the Path to Terrorism, and Risk Factors and Indicators Associated With Radicalization to Terrorism in the United States.*

- NIJ made four awards in 2018 for research in this area addressing a variety of needed research including an effort to develop insights that will help encourage communities to identify individuals that have been radicalized to terrorism. It also included an effort that will support foundational research to better understand the vulnerabilities for online radicalization to terrorist ideologies and domestic terrorism.

**Application and Award History**

| (\$ in millions)             | FY 2016 | FY 2017 | FY 2018 | FY 2019<br>CR | FY 2020<br>Request |
|------------------------------|---------|---------|---------|---------------|--------------------|
| Amount Available for Funding | \$3.4^  | \$3.9^  | \$3.6^  | \$4.0         | \$4.0              |
| Total Funding Awarded        | \$3.0   | \$3.3   | \$3.4   | TBD           | TBD                |
| Number of Applications       | 11      | 29      | 23      | TBD           | TBD                |
| Number of Awards             | 6       | 5       | 4       | TBD           | TBD                |

^Amount Available for Funding for these years does not include funds used for management and administration, peer review, or other authorized purposes.

**For additional information, please visit: [NIJ Domestic Radicalization Research](#).**

**OFFICE OF JUSTICE PROGRAMS**  
**Program Name: Research on Violence Against Indian Women**

**Funding**

FY 2020 Request: \$1.0M\*  
 FY 2019 CR: \$1.0M\*

\*This program is funded by DOJ's Office on Violence Against Women, but is administered by the National Institute of Justice.



**Program Description**

This research program seeks to:

1. Identify factors that place American Indian and Alaska Native (AI/AN) women at risk for domestic violence, dating violence, sex trafficking, sexual assault, stalking, and murder.
2. Evaluate the effectiveness of federal, state, tribal, and local responses to violence against AI/AN women.
3. Propose recommendations to improve the effectiveness of these responses.

**Authorizing Legislation:** Title I of the Omnibus Crime Control and Safe Streets Act of 1968 (sections 201 and 202); the Homeland Security Act of 2002 (sections 231-233) and Title IX, Section 904(a) of the Violence Against Women and Department of Justice Reauthorization Act of 2005 (VAWA 2005), Public Law No. 109-162 (codified at 34 U.S.C. § 10452 note), as amended by Section 907

**Administering Agency:** National Institute of Justice (NIJ)

**DOJ Strategic Goal and Objective**

**DOJ Strategic Goal 3:** Reduce Violent Crime and Promote Public Safety

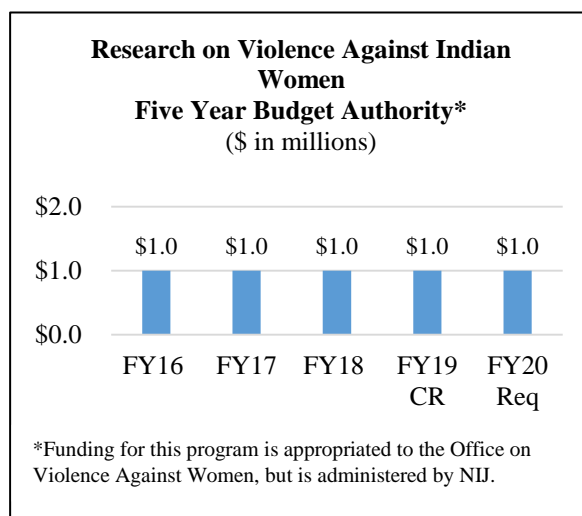
**Strategic Objective 3.1:** Combat violent crime, promote safe communities, and uphold the rights of victims of crime

**Who Can Apply for Funding:** Government and non-government organizations, including tribal, public or private agencies or organizations, public and private institutions of higher educations, and individuals. For-profit organizations must agree to waive any profit or fees for services.

**How Funds are Distributed:** Through a competitive process, awards are made as grants, cooperative agreements, or contracts, as appropriate.

**Program Goals**

- To improve the nation's understanding of public safety and victim related programs, services, and policies needed by AI/AN women.
- To improve understanding about AI/AN women's experiences with and opinions of the services they receive.
- To educate and inform policymakers and the public about the public safety and health issues that affect AI/AN women.



## Accomplishments

- NIJ developed a research program consisting of multiple studies that have and will be accomplished over an extended period. The capstone of this program is the National Baseline Study (NBS)—the first national study conducted in Indian Country and Alaska Native villages. The NBS will be conducted in geographically dispersed tribal communities across the United States and its primary aim is to provide an accurate national victimization rate of violence committed against AI/AN women living on tribal lands and in Alaska Native communities. The NBS is critical to quantifying the magnitude of violence and victimization in tribal communities and understanding service needs. In FY 2019, NIJ will put in place the contracts to implement the NBS over a projected five-year period.
- NIJ’s Violence Against Indian Women program of research also supports other extramural and intramural research and evaluation studies that are expected to produce a deeper understanding of the issues faced by AI/AN women; expand the body of criminal justice policy-relevant research; and help formulate public policies and prevention strategies to decrease the incidence of violent crimes committed against native women. Results from all of these studies are anticipated to help establish and enhance justice systems that will successfully restore victim safety and promote healing.
- In FY 2016, NIJ released *Violence Against American Indian and Alaska Native Women and Men: 2010 Findings from the National Intimate Partner and Sexual Violence Survey*. This study provides the first set of estimates of sexual violence, physical violence by intimate partners, stalking, and psychological aggression by intimate partners over the lifetime of adult self-identified AI/AN women and men as well as victimization estimates over of the past year. It also provides estimates of interracial and intra-racial victimizations and briefly examines the impact of violence. For more information, see the report at <https://www.ncjrs.gov/pdffiles1/nij/249736.pdf>.

## Application and Award History

| (\$ in millions)             | FY 2016 | FY 2017 | FY 2018 | FY 2019 CR | FY 2020 Request |
|------------------------------|---------|---------|---------|------------|-----------------|
| Amount Available for Funding | \$1.0   | \$1.0   | \$1.0   | N/A        | N/A             |
| Total Funding Awarded*       | \$1.0   | \$1.0   | \$1.0   | TBD        | TBD             |
| Number of awards             | N/A     | N/A     | N/A     | TBD        | TBD             |

\*Reflects only funds awarded via contracts with research providers.

**For additional information, please visit: [NIJ Violence Against American Indian and Alaska Native Women Research Program](#).**

## OFFICE OF JUSTICE PROGRAMS

### Program Name: Research, Development, and Evaluation – “Base” Program for the National Institute of Justice (NIJ)

#### Funding

FY 2020 Request: \$46.5M

FY 2019 CR: \$42.0M

Note: FY 2019 CR included \$4.0M for domestic terrorism research, requested in FY 2020 as a carve-out in the Byrne Justice Assistance Grants program.

The FY 2020 request includes \$43.5 million for NIJ base funding and the \$3 million requested for corrections-related research activities transferred from the National Institute of Corrections to OJP in the FY 2020 President’s Budget.

#### Program Description

The National Institute of Justice (NIJ) — the research, development, and evaluation arm of the Department of Justice — is dedicated to improving knowledge and understanding of crime and justice issues through science.

With its “base” funding, NIJ:


1. Encourages and supports research, development, and evaluation to further understanding of:
  - Causes and correlates of crime and violence;
  - Methods of crime prevention and control; and
  - Criminal justice system responses to crime and violence.
2. Contributes to the improvement of the criminal justice system and its responses to crime, violence, and delinquency.

**Authorizing Legislation:** Title I of the Omnibus Crime Control and Safe Streets Act of 1968 (sections 201 and 202); the Homeland Security Act of 2002 (sections 231-233).

**First Year of Appropriation:** 1968

**Administering Agency:** National Institute of Justice

**Average Annual Obligations by Category  
Funded With NIJ Base Funding**  
(\$ in millions)



#### DOJ Strategic Goal and Objective

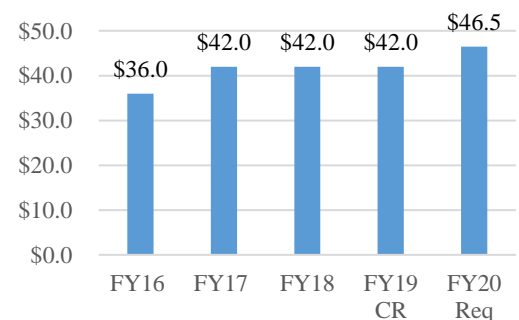
**DOJ Strategic Goal 3:** Reduce Violent Crime and Promote Public Safety

**Strategic Objective 3.1:** Combat violent crime, promote safe communities, and uphold the rights of victims of crime

#### Program Goals

- Increase research efforts and create new programs focused on advancing technology and developing innovative strategies that have measurable impact.
- Strengthen grant programs by integrating NIJ’s expertise in the social and behavioral sciences, forensic sciences and technology.
- Develop new multimedia strategies, particularly web-based approaches, to provide practitioners, policy makers, and researchers ready access to the scientific evidence needed to address criminal justice issues and to improve criminal justice policy and practice in an accurate and easily understandable format.

**Research, Development, and  
Evaluation Program  
Five Year Budget Authority**  
(\$ in millions)



- Foster greater collaboration and coordination with federal science agencies to leverage their strengths and ensure a more fair and just criminal justice system, minimizing redundancy in efforts and investments.

### **Accomplishments**

- NIJ-funded research led to the introduction of modern police body armor the most important safety equipment used by the Nation’s law enforcement officers.
- NIJ published 59 performance standards, most of which were the first of their kind, including [\*Ballistic Resistance of Police Body Armor\*](#) and [\*Criminal Justice Offender Tracking Systems\*](#).
- NIJ used “sentinel events” to learn from errors in the criminal justice system since negative outcomes such as wrongful convictions, improper officer-involved shootings, and mistaken prison releases are rarely caused by a single act—but rather are “sentinel events” that signal underlying system weaknesses.
- NIJ supported [CrimeSolutions.gov](http://CrimeSolutions.gov), the national clearinghouse of evaluation research showing what works, what does not work, and what is promising across criminal and juvenile justice programs and practices.
- NIJ leads the federal government’s research efforts to combat human trafficking as well as to develop strategies to prevent individuals from becoming committed to terrorist ideologies. In 2018, NIJ made four awards addressing the challenge of human trafficking. These include a study analyzing the lifetime trajectories of system-involved youth. This study will be particularly important in informing our understanding of the prevalence of trafficking in the U.S. Two awards explore the application of Artificial Intelligence to combating human trafficking.
- NIJ-funded research in the use of computers for crime analysis and mapping laid the groundwork for the present, near-pervasive adoption of crime analysis technology. In 2017, NIJ conducted a research challenge project through Challenge.gov that promoted efforts to harness recent advances in data science to improve crime forecasting software.
- NIJ is the only federal agency investing in and supporting the development of the robotic systems that are now used in the majority of U.S. forensic DNA laboratories.
- NIJ funded the development of the Rapid DNA systems now being used in certain forensic laboratories.

**For additional information, please visit the [NIJ website](#).**

## OFFICE OF JUSTICE PROGRAMS

### Program Name: Residential Substance Abuse Treatment for State Prisoners (RSAT)

#### Funding

|                  |          |
|------------------|----------|
| FY 2020 Request: | \$30.0 M |
| FY 2019 CR:      | \$30.0 M |

#### Program Description

**Purpose:** To break the cycle of drugs and violence by reducing the demand for, use, and trafficking of illegal drugs.

According to recent research on substance abuse in correctional facilities, 58 percent of state prison inmates and 63 percent of local jail inmates met the medical criteria for alcohol or substance addiction<sup>5</sup>. However, only 28 percent of state prisoners and 22 percent of local jail inmates receive any type of treatment services<sup>6</sup>.

Only 16.6 percent of correctional facilities throughout the United States offered treatment in specialized settings, which can produce better outcomes<sup>7</sup>.

This program provides support to state, local, and tribal governments to develop residential and aftercare services that emphasize partnerships between correctional staff and the treatment community to help substance-involved inmates break the cycle of addiction.



Figure 1: 32 women graduated from a Residential Substance Abuse Treatment program at the Utah State Prison — a joyous moment of achieving sobriety and vowing to make better decisions in the future.

**Authorizing Legislation:** Violent Crime Control and Law Enforcement Act of 1994 (Public Law 103-322)

**First Year of Appropriation:** 1996

**Administering Agency:** Bureau of Justice Assistance (BJA)

#### DOJ Strategic Goal and Objective

**DOJ Strategic Goal 3:** Reduce Violent Crime and Promote Public Safety

**Strategic Objective 3.1:** Combat violent crime, promote safe communities, and uphold the rights of victims of crime

**Who Can Apply for Funding:** All 50 states, the District of Columbia, and U.S. territories may apply for a formula grant award. In order to be eligible to receive awards under this solicitation, each project funded for an award must be supported by at least 25 percent nonfederal funding. State offices may award subgrants to state agencies and units of local government (including federally recognized Indian tribal governments that perform law enforcement functions).

**How Funds Are Distributed:** Each state is allocated a base amount of 0.4 percent of total funds available. The remaining funds are divided based on the same ratio of each state's prison population to the total prison population of all states. Awards are made in the fiscal year of the appropriation and may be expended during the following three years, for a total of four years.

#### Program Goals

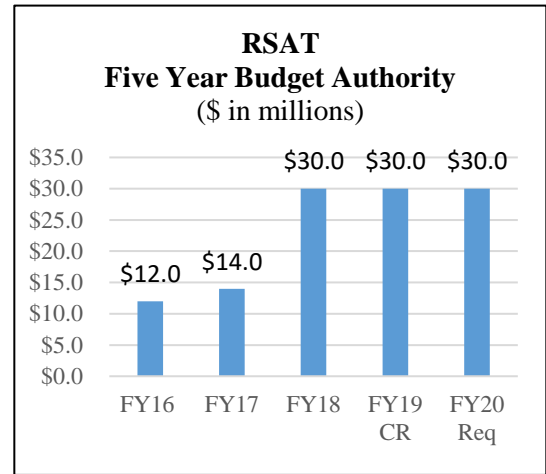
<sup>5</sup> *Drug Use, Dependence, and Abuse Among State Prisoners and Jail Inmates, 2007-2009*, (June 2017). Available online at <https://www.bjs.gov/content/pub/pdf/dudaspi0709.pdf>.

<sup>6</sup> The National Center on Addiction and Substance Abuse at Columbia University (2010). *Behind Bars II: Substance Abuse and America's Prison Population*. Columbia University: New York. Available online at: <https://www.centeronaddiction.org/addiction-research/reports/behind-bars-ii-substance-abuse-and-america%E2%80%99s-prison-population>.

<sup>7</sup> *Ibid.*



- Ensure that RSAT participants receive aftercare services coordinated between the correctional treatment program and other social service and rehabilitation programs such as education and job training, parole supervision, halfway houses, self-help, and peer group programs.
- Ensure that states coordinate RSAT activities with any Substance Abuse and Mental Health Services Administration (SAMHSA)-funded state and/or local programs that address this target population.
- Limit residential programs to inmates with six to 12 months remaining in their confinement so they can be released after completing the program instead of returning to prison.
- Jail-based programs are encouraged to separate the treatment population from the general correctional population and design the program on effective, evidence-based practices.



**Accomplishments**

- Approximately 25,000 individuals participated in programs supported by the RSAT Program in FY 2018.
- Championed the expansion of Medication-Assisted Treatment (MAT) as an essential component of successful re-entry for inmates with alcohol and opioid use disorders. Jails and prisons with model best practice programs have been showcased through national webinars, onsite training sessions, and a national meeting of prison, jail, and juvenile correctional practitioners across the country.
- Published the *Promising Practices Guidelines for Residential Substance Abuse Treatment* in November of 2017 to assist correctional officials and practitioners at the state and county levels to establish and maintain RSAT programs that adhere to the best practices suggested by existing research.
- Conducted the sixth national RSAT practitioner/administrators workshop in FY 2018 with attendance from more than 50 states and territories represented. Attendees heard from the Office of National Drug Control Policy and other government experts, the University of Kentucky Center on Drug and Alcohol Research, as well as their colleagues addressing an overall theme of building recovery systems of care. Participants also visited a model jail and prison to see how MAT for opioid addiction can be successfully implemented in a correctional setting.

**Application and Award History**

| (\$ in millions)             | FY 2016             | FY 2017             | FY 2018             | FY 2019 CR | FY 2020 Request |
|------------------------------|---------------------|---------------------|---------------------|------------|-----------------|
| Amount Available for Funding | \$10.8 <sup>^</sup> | \$14.0 <sup>^</sup> | \$27.1 <sup>^</sup> | \$30.0     | \$30.0          |
| Total Funding Awarded        | \$10.3              | \$12.5              | \$27.1              | TBD        | TBD             |
| Number of Participants*      | 24,029              | 19,628              | 25,000 Est.         | TBD        | TBD             |

<sup>^</sup> Amount does not include funds used for management and administration, peer review, or other authorized purposes.

\*Number of participants is calculated based on the calendar year.

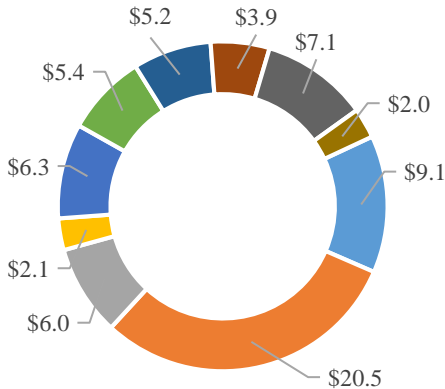
**For additional information, please visit: [BJA Residential Substance Abuse Treatment Program](#) or the [RSAT Training and Technical Assistance website](#)**

**OFFICE OF JUSTICE PROGRAMS**  
**Program Name: Second Chance Act Program**

**Funding**

FY 2020 Request: \$85.0M  
 FY 2019 CR: \$85.0M

**FY 2018 Activities Chart**



- 1. Treatment of Co-Occurring Disorders
- 2. Community-based Adult Reentry
- 3. National Reentry Resource Center (NRRC)
- 4. Adult Reentry and Employment Strategic Planning Program
- 5. Statewide Recidivism Reduction Program
- 6. Innovations in Reentry Initiative
- 7. Innovations in Supervision Initiative
- 8. Ensuring Public Safety/Improving Outcomes for Youth in Confinement or Community Supervision
- 9. Addressing the Needs of Incarcerated Parents with Minor Children
- 10. Reentry-related Research and Evaluation

**Program Description**

**Purpose:** To reduce recidivism and increase public safety by helping individuals returning from prison, jail or a juvenile correctional facility successfully reintegrate into the community.

This program provides grants to help state, local, and tribal adult and juvenile corrections and public safety agencies implement and improve reentry services including housing, education and employment assistance, mentoring relationships, treatment for mental illnesses and substance addictions, and family support services. In addition to the regular Second Chance Act (SCA) grant programs, there are two program carve-outs under SCA in FY 2020:

- 1) Innovations in Supervision Initiatives; and
- 2) Children of Incarcerated Parents.

For additional information on these carve-out programs, please see their respective program summaries.

**Authorizing Legislation:** Second Chance Act of 2007 (42 USC 797w(o))

**First Year of Appropriation:** 2008

**Administering Agencies:** Bureau of Justice Assistance and the Office of Juvenile Justice and Delinquency Prevention

**DOJ Strategic Goal and Objective**

**DOJ Strategic Goal 3:** Reduce Violent Crime and Promote Public Safety  
**Strategic Objective 3.1:** Combat violent crime, promote safe communities, and uphold the rights of victims of crime

**Who Can Apply for Funding and How Funds Are Distributed:**

Through a competitive process, awards are made as grants as follows:

**Second Chance Act Programs Administered by BJA**

| Activity   | Who Can Apply for Funding   | Length    | Amount      |
|--|---|-----------|-------------|
| 1. Improving Reentry for Adults with Co-Occurring Substance Abuse and Mental Illness | States, units of local government, and federally recognized tribal governments  | 36 months | \$750,000   |
| 2. Innovations in Reentry Initiative   | Units of state and local government and federally recognized tribal governments | 36 months | \$1,000,000 |

| Activity  | Who Can Apply for Funding  | Length    | Amount      |
|---|--|-----------|-------------|
| 3. Innovations in Supervision Initiative (BJA)                    | States, units of local government, and federally recognized tribal governments                         | 36 months | \$650,000   |
| 4. Comprehensive Community-based Adult Reentry Program (BJA)      | Nonprofit organizations and federally recognized tribal governments                                    | 36 months |             |
| <u>Small or Rural Organizations</u> (serving a min. of 75 people) |  |           | \$500,000   |
| <u>Larger or Urban Organizations</u> (serving min. of 150 people) |  |           | \$1,000,000 |
| 5. Adult Reentry and Employment Strategic Planning Program        | State correctional agencies, State Administering Agencies, and federally recognized tribal governments | 12 months | \$200,000   |

### Second Chance Act Programs Administered by OJJDP

| Activity  | Who Can Apply for Funding  | Length    | Amount    |
|---|--|-----------|-----------|
| 1. Ensuring Public Safety and Improving Outcomes for Youth in Confinement and While Under Community Supervision | States, units of local government, and federally recognized tribal governments | 36 months |           |
| <u>Category 1</u> - Substance abuse and mental health treatment services  |  |           | \$650,000 |
| <u>Category 2</u> - Anti-gang strategies  |  |           | \$450,000 |
| 2. Addressing the Needs of Incarcerated Parents with Minor Children (OJJDP)                                     | States, territories, and units of local government                             | 36 months | \$750,000 |

### Program Goals

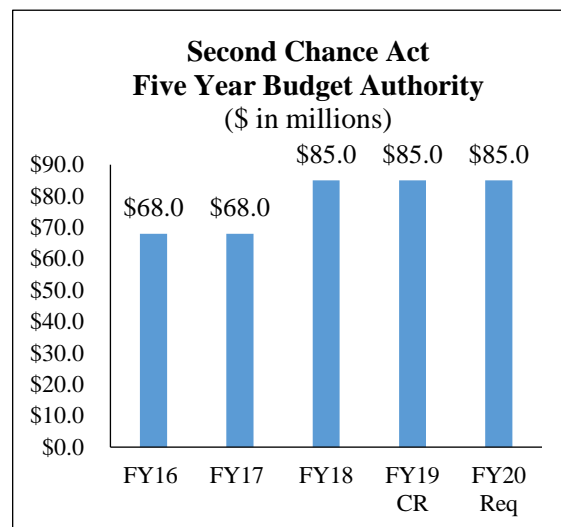
OJP encourages applicants to:

- Focus on the individuals most likely to recidivate (medium to high risk).
- Target places where crime and recidivism rates are the highest.
- Use supervision policies and practices that balance sanctions and treatment.
- Leverage new and existing resources to produce the greatest impact that increases public safety in the jurisdiction.
- Expand services supporting positive family engagement in detention and correctional facilities for individuals with children and develop positive development opportunities for children of incarcerated parents
- Develop a comprehensive community-based response for juveniles released from confinement identified in need of services for co-occurring mental health and substance abuse disorders with known gang involvement.

## Accomplishments

- From FY 2009 through FY 2018, BJA and OJJDP awarded more than 900 grants in 49 states, the District of Columbia, and U.S. territories, and an estimated 140,000 people have received services through BJA’s SCA-funded programs.
- Since 2012, 25 governors have committed to comprehensive policy and practice improvements to achieve statewide reductions in recidivism through the Statewide Adult Recidivism Reduction (SRR) grant program (which is part of the Innovations in Reentry Initiative).  
Specific SRR accomplishments include:

- A 2014 Statewide Adult Recidivism Reduction grant allowed the Minnesota Department of Corrections to implement the Minnesota Statewide Initiative to Reduce Recidivism (MSIRR), a systems-change model focusing on supervision, case management, staff training in evidence-based practices, and quality programs and services delivered in the community by local service providers. According to an evaluation examining treatment and comparison groups in a period of six months, the MSIRR treatment group was less likely to have been reincarcerated for new felony convictions than the comparison group by 26 percent. Of the people who returned to prison, the treatment group had an average length of stay that was two months shorter than the comparison group.



- Vermont Department of Corrections leaders developed an online learning management system that ensures uniformity in statewide training standards and allows leadership to track and report training outcomes. They also overhauled a 25 year-old case management policy to ensure that criminogenic risk and needs assessment results were used to build case plans that could reduce a person’s likelihood of recidivating.
- Iowa Department of Corrections leaders inventoried and examined its correctional programs and discovered that more than a third of the programs were not following best practices. They then discontinued the programs found to be ineffective or unnecessary and increased investments in those that adhered to proven practices, and all nine state prisons in Iowa now screen new programs and conduct annual reviews of existing programs to ensure that the department consistently offers high-quality, evidence-based treatment and programs for people who are in prison.

- Additional SCA grantee successes include the following:

- The Louisiana Department of Public Safety and Corrections’ 2016 Innovations in Supervision grant supported the Swift and Certain (SAC) probation program in Jefferson Parish, which was designed to target people on probation supervision and at high risk of revocation and incarceration and provide them with close supervision by the court and treatment where warranted. SAC takes a deterrence-based approach to crime prevention, with immediate sanctions for noncompliance (such as increased reporting or drug testing) and rewards (such as skipping a status hearing) for compliance with court requirements, and participants have individualized treatment plans designed to address their criminogenic risks and needs. In March 2018, the 69 participants enrolled in the program had been enrolled in the program for an average of nearly 12 months, and only eight had had new arrests while enrolled—a 11.6-percent recidivism rate, compared to a rate of 21.4 percent for a group of people on probation supervision who were eligible for SAC but did not participate in the program.

- In Virginia, the Up Center’s Strengthening Fathers program provides pre-release reentry services that aim to improve outcomes for young fathers ages 16 to 24, including research-based programs aimed at fostering healthy relationships through stress management techniques, communication skills, and cultivating gratitude. Of those who successfully completed the program from 2012 to 2016, 95 percent exhibited increased knowledge of effective parenting skills and 96 percent showed an increase in parental involvement.
- The Middle Tennessee Rural Reentry Program helps people in the Franklin County, Tennessee jail find employment after release by offering pre-release training programs and creating close partnerships with local businesses. Of the 54 participants who were released from jail between January 2016 and June 2017, approximately 80 percent were not rearrested during that period.
- From 2013 to 2016, the Colorado Department of Local Affairs partnered with the Colorado Department of Corrections (CDOC) and three community-based mental health centers to provide reentry services and housing placement for people with co-occurring mental illnesses and substance addictions through its Colorado Second Chance Housing and Reentry Program (C-SCHARP). Using a Housing First model, C-SCHARP worked to move participants into permanent housing as soon as possible upon release. A study showed that more than half of participants had maintained subsidized, independent housing during that time period, and the three-year recidivism rate for participants who successfully completed the program was 25 percent, compared to CDOC data showing a recidivism rate of 56.4 percent for people with co-occurring mental illnesses and substance addictions who did not participate in the program. The department has since expanded on the foundation of C-SCHARP with statewide programming that offers permanent supportive housing and rapid re-housing for reentry.
- The Iowa Juvenile Reentry System (JReS) program seeks to implement a standardized, statewide structure of juvenile justice system reentry services for youth returning from placement to their family and community. Youth served by the Iowa Vocational Rehabilitation Services (IVRS) at select placement settings have experienced lower rates of recidivism. Recidivism among juveniles who exited group care ranged from a high of 56.6% in 2014 to a low of 53.3% in 2016. Overall recidivism for juveniles who exited group care fell 0.8% between 2012 and 2016. Recidivism across all other types of placements was steady, with a fluctuation of only 0.2% between 2012 and 2016. Additionally, Iowa has developed a schematic to help improve coordination and communication across the Iowa juvenile justice system, and includes specific responsibilities and timing of those responsibilities across the juvenile corrections officers, caseworkers, educators, and additional agencies such as vocational rehabilitation.
- Among its efforts to improve its juvenile reentry system, Virginia has focused significant attention to increasing family engagement for justice-involved youth. Efforts include increased services to families: 124 direct service providers have joined their new Residential Service Coordinator network since January of 2017. Highly rated, family focused, evidence-based programs were only available in 2 jurisdictions at the beginning of 2017. Now, over 100 jurisdictions are being served.

## Application and Award History

### Second Chance Act Programs Administered by BJA

| (\$ in millions)                          | FY 2016 | FY 2017 | FY 2018 | FY 2019 CR | FY 2020 request |
|---|---------|---------|---------|------------|-----------------|
| Amount Available for Funding <sup>^</sup> | \$40.6  | \$45.5  | \$63.5  | TBD        | TBD             |
| Total Funding Awarded                     | \$40.3  | \$33.7  | \$49.1  | TBD        | TBD             |
| Number of Applications                    | 260     | 217     | 204     | TBD        | TBD             |
| Number of Awards                          | 50      | 40      | 70      | TBD        | TBD             |
| Percentage of Applications Funded         | 20%     | 18%     | 34%     | TBD        | TBD             |

<sup>^</sup> Amount does not include funds transferred through inter-agency agreements, or funds used for management and administration, peer review, or other authorized purposes.

### Second Chance Act Programs Administered by OJJDP

| (\$ in millions)                          | FY 2016 | FY 2017 | FY 2018 | FY 2019 CR | FY 2020 request |
|---|---------|---------|---------|------------|-----------------|
| Amount Available for Funding <sup>^</sup> | \$13.1  | \$12.1  | \$13.1  | TBD        | TBD             |
| Total Funding Awarded                     | \$13.1  | \$12.1  | \$13.1  | TBD        | TBD             |
| Number of Applications                    | 84      | 36      | 47      | TBD        | TBD             |
| Number of Awards                          | 22      | 31      | 18      | TBD        | TBD             |
| Percentage of Applications Funded         | 26%     | 81%     | 21%     | TBD        | TBD             |

<sup>^</sup> Amount does not include funds transferred through inter-agency agreements, or funds used for management and administration, peer review, or other authorized purposes.

**For additional information, please visit: [BJA's Second Chance Act Program](#) or the [National Reentry Resource Center](#).**

**OFFICE OF JUSTICE PROGRAMS**

**Program Name: State Criminal Alien Assistance Program (SCAAP)**

**Funding**

FY 2020 Request: \$0  
FY 2019 CR: \$240.0M

**Program Description**

**Purpose:** To offset states’ and localities’ costs of housing in correctional facilities undocumented criminal aliens.

The program provides partial reimbursement to state, local, and tribal governments for prior year costs associated with incarcerating undocumented criminal aliens with at least one felony or two misdemeanor convictions for violations of state or local law, and who are incarcerated at least four consecutive days.

SCAAP funds must be used by jurisdictions for corrections purposes and most jurisdictions use the SCAAP funds towards correction officer salary costs.

In FY 2020, the President’s budget does not include funds for this program because of higher funding priorities.

**Authorizing Legislation:** Section 241(i) of the Immigration and Nationality Act (8 U.S.C. 1231(i))

**First Year of Appropriation:** 2000

**Administering Agency:** Bureau of Justice Assistance (BJA) in conjunction with the Department of Homeland Security (DHS) Immigration and Customs Enforcement and Citizenship and Immigration Services

**DOJ Strategic Goal and Objective**

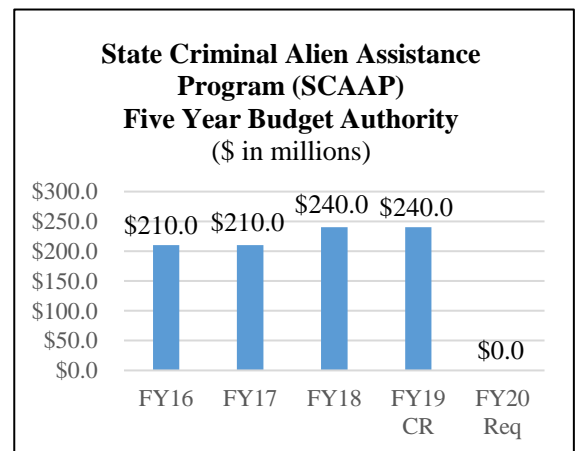
**DOJ Strategic Goal 3:** Reduce Violent Crime and Promote Public Safety

**Strategic Objective 3.1:** Combat violent crime, promote safe communities, and uphold the rights of victims of crime

**Who Can Apply for Funding:** Units of general government (states, counties, federally recognized tribes, cities, and local jurisdictions) that have authority over correctional facilities that incarcerate or detain undocumented criminal aliens.

**How Funds Are Distributed:** Awards are determined through a funding formula that considers various determining factors, including per diem corrections costs per inmate, the number of days eligible criminal aliens were incarcerated, and average officer salary costs.

BJA provides the initial data to DHS, which uses its databases to verify criminal alien status and SCAAP eligibility. Awards are derived after this verification process.



**Program Goals**

This program is proposed for elimination.

### **Application and Award History**

| <b>(\$ in millions)</b>       | <b>FY 2016</b> | <b>FY 2017</b> | <b>FY 2018</b> | <b>FY 2019<br/>CR</b> | <b>FY 2020<br/>Request</b> |
|-------------------------------|----------------|----------------|----------------|-----------------------|----------------------------|
| Amount Available for Funding^ | \$189.4        | \$189.3        | \$218.1        | \$240.0               | \$0.0                      |
| Total Funding Awarded         | \$189.0        | \$189.3        | TBD            | TBD                   | TBD                        |
| Number of Applications        | 820            | 701            | 668            | TBD                   | TBD                        |
| Number of Reimbursements      | 816            | 683            | TBD            | TBD                   | TBD                        |

^ Amount does not include funds used for management and administration, peer review, or other authorized purposes.

**For additional information, please visit: [State Criminal Alien Assistance Program \(SCAAP\)](#).**



## OFFICE OF JUSTICE PROGRAMS

### Program Name: Strategies for Policing Innovation (SPI) Program

#### Funding

FY 2020 Request: \$0.0M  
FY 2019 CR: \$5.0M

This program is a carve-out from the Byrne Justice Assistance Grants (JAG) Program.

Program funded from COPS appropriation in FY 2019 request.



Figure 4: SPI sites

<http://strategiesforpolicinginnovation.com>

#### Program Description

**Purpose:** To improve policing performance while containing costs by helping law enforcement agencies develop and use more data-driven, evidence-based tactics and strategies.

This program supports state, local, and tribal jurisdictions in implementing and evaluating innovative approaches to chronic crime problems. Grantees are required to build strong partnerships with research practitioners and/or crime analysis experts in order to evaluate and make police operations as effective, efficient, and economical as possible, given the resource constraints they face.

The FY 2020 President's Budget does not request funding for this program due to higher funding priorities.

**Authorizing Legislation:** Created through Department of Justice appropriations acts

**First Year of Appropriation:** 2009

**Administering Agency:** Bureau of Justice Assistance (BJA)

#### DOJ Strategic Goal and Objective

**DOJ Strategic Goal 3:** Reduce Violent Crime and Promote Public Safety

**Strategic Objective 3.1:** Combat violent crime, promote safe communities, and uphold the rights of victims of crime

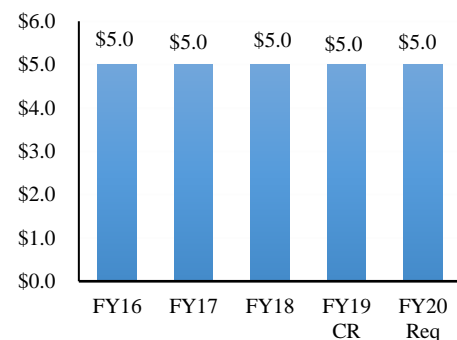
**Who Can Apply for Funding:** State, local, and tribal law enforcement agencies or a governmental non-law enforcement agency acting as fiscal agent.

**How Funds Are Distributed:** Through a competitive process, awards are made as grants for up to \$700,000 for a 36-month project period.

#### Program Goals

- Test, establish, and/or expand innovative ideas and evidence-based programming in police agencies to increase their ability to effectively prevent and respond to crime, especially violent crime, illegal opioid distribution and abuse, criminal gang activity, human trafficking, and domestic terrorism;
- Establish sustainable, innovative police practices that are integrated into the strategic and tactical operations of police agencies;
- Foster effective and consistent collaborations between police agencies, external agencies, and the communities they serve to increase public safety; and

#### Smart Policing Five Year Budget Authority (\$ in millions)



- Use technology, intelligence, and data in innovative ways that enable police agencies to focus resources on the people and places associated with high concentrations of criminal behavior and crime.

**Accomplishments**

- The Chicago Police Department’s SPI project addresses violent crime through implementation and evaluation of the police department’s Strategic Decision Support Centers (SDSC) and a person-based risk model for violent crime victimization. Chicago’s SDSCs bring together police officers and analysts from the University of Chicago Crime Lab to integrate crime intelligence, data analysis, and technology in daily, real-time approaches to violent crime reduction and prevention. The Chicago SPI is expanding SDSCs into six districts in the city, and evaluating the impact of this expansion on violent crime in the target districts and citywide. In addition, the SPI is examining the effectiveness of the Crime Victimization Risk Model designed to identify individuals at-risk of being a victim or perpetrator of a shooting, and a custom notification system designed to direct these individual to support services. Early results from this initiative indicated a 26 percent reduction in homicides and a 33 percent reduction in gun crimes in the first two police districts that have implemented the SDSCs. This initiative has also been a key contributor to the city’s 10 percent year-to-date reduction in overall crime rate and 19 percent reduction in gun crimes.
- The Toledo, Ohio, Police Department created the Special Intelligence Group to identify the most prolific offenders within the city, target them for surveillance, apprehend them when they commit new offenses, and encourage maximum prosecution. As a result of this work and an evaluation of the initiative, Toledo experienced citywide crime reductions 12 months following the implementation of the program. Robberies declined citywide during this period by 1.9 percent, burglaries declined 12 percent, and police-related calls for service declined by 3.5 percent.
- The Milwaukee Police Department deployed body-worn cameras (BWCs) in a phased rollout to all of its 1,100 patrol officers. Through a randomized controlled trial of 504 officers, the SPI site found that those who wore BWCs conducted fewer subject stops and were less likely to receive a complaint than officers who were not equipped with cameras. In addition, a majority of the community was supportive of the use of BWCs in Milwaukee. However, BWCs had no effect on whether officers engaged in use of force during the study period.

**Application and Award History**

| (\$ in millions)                  | FY 2016 | FY 2017 | FY 2018 | FY 2019 CR | FY 2020 Request |
|-----------------------------------|---------|---------|---------|------------|-----------------|
| Amount Available for Funding      | \$4.4^  | \$4.5^  | \$4.5^  | \$5.0      | \$5.0           |
| Total Funding Awarded             | \$4.4   | \$4.4   | \$6.4*  | TBD        | TBD             |
| Number of Applications            | 54      | 53      | 42      | TBD        | TBD             |
| Number of awards                  | 6       | 7       | 11      | TBD        | TBD             |
| Percentage of Applications Funded | 11%     | 13%     | 26%     | TBD        | TBD             |

^ Amount does not include funds used for management and administration, peer review, or other authorized purposes.

\*In FY 2018, three awards totaling \$1.9 m were made with Comprehensive Opioid Abuse Program funds.

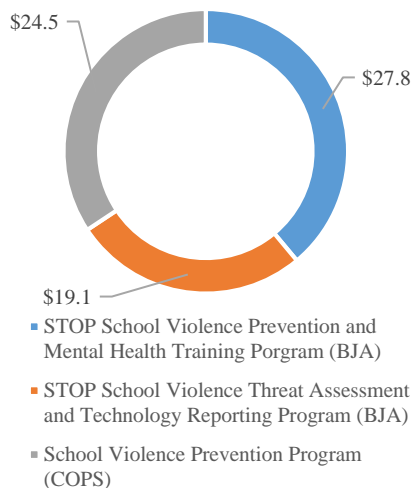
**For additional information, please visit: [Strategies for Policing Innovation](#).**

**OFFICE OF JUSTICE PROGRAMS**  
**Program Name: STOP School Violence Act Program**

**Funding**

FY 2020 Request: \$100.0M  
 FY 2019 CR: \$ 75.0M

**FY 2018 Stop School Violence Act Program Activities**



**Program Description**

**Purpose:** To prevent or mitigate incidents of school violence by promoting coordinated, evidence-based approaches to school safety that encourage collaboration between schools and local law enforcement.

The STOP School Violence Act is jointly administered by the Bureau of Justice Assistance (BJA) and the Office of Community Oriented Policing Services (COPS Office).

BJA supports the following areas:

1. Providing prevention training to school personnel and education to students to protect them from violent school attacks; training will also be supported for school administrators in responding to mental health driven violence at schools;
2. Supporting development and operation of anonymous reporting systems through mechanisms such as cyber applications, hotlines, and websites; and
3. Promoting the development and operation of school threat assessment and crisis intervention teams, in conjunction with the community and law enforcement.

The COPS Office oversees the following areas under this program:

1. Supporting state, local, and tribal efforts to improve security at schools and on school grounds through coordination with law enforcement;
2. Training for law enforcement officers to prevent student violence;
3. Installation of security equipment and deterrent measures such as metal detectors, locks, and lighting; and
4. Implementation of technology to expedite notification of law enforcement during an emergency.

**Authorizing Legislation:** Student, Teachers, and Officers Preventing (STOP) School Violence Act of 2018 (34 U.S.C. 10555(a) (2))

**First Year of Appropriation:** 2018

**Administering Agencies:** Bureau of Justice Assistance and Office of Community Oriented Policing Services

**DOJ Strategic Goal and Objective**

**DOJ Strategic Goal 3:** Reduce Violent Crime and Promote Public Safety

**Strategic Objective 3.1:** Combat violent crime, promote safe communities, and uphold the rights of victims of crime

## Who Can Apply for Funding and How Funds are Distributed:

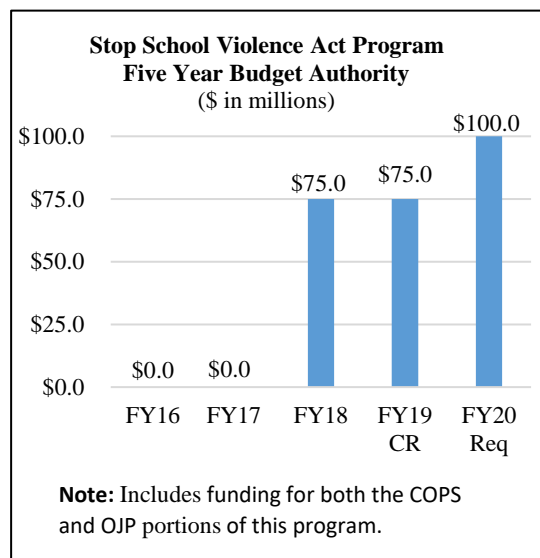
| Activity  | Who Can Apply for Funding   | Award Type                       | Length of Award | Amounts (Up to)  |
|---|---|----------------------------------|-----------------|--|
| STOP School Violence Prevention and Mental Health Training Program (BJA)      | States, units of local government, and federally recognized Indian tribes | Competitive discretionary grants | 36 months       | \$100,000 to \$1,000,000 (depending on size of jurisdiction) |
| STOP School Violence Threat Assessment and Technology Reporting Program (BJA) | States, units of local government, and federally recognized Indian tribes | Competitive discretionary grants | 36 months       | \$100,000 to \$1,000,000 (depending on size of jurisdiction) |
| School Violence Prevention Program (COPS)                                     | States, units of local government, and federally recognized Indian tribes | Competitive discretionary grants | 24 months       | \$500,000  |

### Program Goals

- To provide training to teachers and education to students with the intent to prevent student violence, as well as to provide specialized training for school officials in responding to related mental health crises that may precipitate violent attacks in schools.
- To improve security at schools and on school grounds through evidence-based school safety programs making use of physical security measures, technology, and coordination with local law enforcement.

### Accomplishments

- During FY 2018, BJA made 85 awards totaling \$27.8 million to support school violence prevention efforts through its STOP School Violence Prevention and Mental Health Training solicitation.
- BJA also made 68 awards, totaling \$19.1 million to support the development of school threat assessment and reporting programs under its STOP School Violence Threat Assessment and Technology Reporting solicitation.
- Applications under both of these solicitations grouped applications by the type of applicant (states, local governments, or Native American tribes) and population size to ensure that funding was distributed equitably and reached as many communities as possible.
- The 153 BJA awards were made to jurisdictions in 38 states of which 29 percent rural, 26 percent suburban, 16 percent urban, 29 percent to states and one award to tribal.
- During FY 2018, the COPS Office made 91 awards totaling \$24.5 million to support school violence prevention efforts through its School Violence Prevention Program (SVPP) solicitation.
- The 91 SVPP awards were made to jurisdictions in 33 states (40 percent rural, 33 percent suburban, 24 percent urban, and three percent to states). The most common elements of awarded projects included camera systems, target hardening equipment (access controls, doors, locks, etc.), and technology (panic alarms, radios, etc.).



- Based on information provided by successful FY 2018 SVPP applicants, more than 5,300 schools and over three million students will be impacted by the funded school safety improvements.

**Application and Award History**

| (\$ in millions)  | FY 2016 | FY 2017 | FY 2018 | FY 2019<br>CR | FY 2020<br>Request |
|---|---------|---------|---------|---------------|--------------------|
| <b>BJA STOP School Violence Prevention and Mental Health Training and Threat Assessment and Technology Reporting Programs</b> |         |         |         |               |                    |
| Amount Available for Funding ^  | \$0     | \$0     | \$47.5  | \$50.0        | TBD                |
| Total Funding Awarded   | \$0     | \$0     | \$46.9  | TBD           | TBD                |
| Number of Applications  | 0       | 0       | 213     | TBD           | TBD                |
| Number of Awards  | 0       | 0       | 183     | TBD           | TBD                |
| Percentage of Applications Funded   | 0%      | 0%      | 85%     | TBD           | TBD                |
| <b>COPS Office School Violence Prevention Program</b>   |         |         |         |               |                    |
| Amount Available for Funding ^  | \$0     | \$0     | \$25.0  | \$25.0        | TBD                |
| Total Funding Awarded   | \$0     | \$0     | \$24.5  | TBD           | TBD                |
| Number of Applications  | 0       | 0       | 202     | TBD           | TBD                |
| Number of Awards  | 0       | 0       | 91      | TBD           | TBD                |
| Percentage of Applications Funded   | 0%      | 0%      | 45%     | TBD           | TBD                |

^Amount does not include funds used for management and administration, peer review, or other authorized purposes.

**Note:** This program was authorized and received its first appropriation in FY 2018.

**For additional information, please visit the BJA [STOP School Violence Program](#) page and the COPS Office [STOP School Violence Prevention Program](#).**

## OFFICE OF JUSTICE PROGRAMS

Program Name: VALOR Initiative

### Funding

FY 2020 Request: \$15.0M  
FY 2019 CR: \$10.0M

This program is a carve-out of the Byrne Justice Assistance Grant (JAG) Program.

### Program Description

**Purpose:** To prevent violence against law enforcement officers and ensure officer safety, resilience, wellness, and survivability following violent encounters during the course of their duties. The initiative provides multifaceted and innovative training, technical assistance, and specialized programs to state, local, and tribal law enforcement.

The VALOR Initiative consists of eight distinct programs:



1. VALOR Officer Safety and Wellness Training and Technical Assistance – Provides in-person and web-based training and technical assistance on critical officer safety and wellness topics.
2. Active Shooter Response Training and Technical Assistance – Provides in-person, active, scenario-based training that prepares officers to safely and effectively handle active-shooter situations.
3. Destination Zero Program – Provides research on law enforcement injuries and fatalities and ensures that VALOR trainings and resources are up-to-date and relevant. Additionally, Destination Zero highlights programs that could serve as models for law enforcement agencies seeking to implement safety and wellness programs.
4. Officer Safety and Wellness Pilot Research and Evaluation – An officer safety and wellness pilot research and evaluation program that is assessing the impact of VALOR training in three law enforcement agencies.
5. Tact, Tactics, and Trust (T3) Training and Technical Assistance – Provides evidence-based knowledge, tools, and skills to better defuse and resolve tense situations with the least amount of force to protect law enforcement and improve outcomes and relationships between officers and their communities.
6. Law Enforcement Agency and Officer Resilience Training – A program that identifies, develops and implements training, and analyzes the effectiveness of taught resiliency concepts and skills within four selected law enforcement agencies.
7. Law Enforcement and Community: Crisis Intervention Training Model – Delivers training and technical assistance to further develop and enrich BJA's justice and mental health portfolio specific to law enforcement's response and interaction with individuals with mental illness.
8. Law Enforcement Suicide Prevention Training Program – Delivers training and technical assistance for law enforcement that is focused on education, awareness, recognition, and prevention of law enforcement suicide.

**Authorizing Legislation:** Created through Department of Justice appropriations acts

**First Year of Appropriation:** 2010

**Administering Agency:** Bureau of Justice Assistance (BJA)

## **DOJ Strategic Goal and Objective**

**DOJ Strategic Goal 3:** Reduce Violent Crime and Promote Public Safety

**Strategic Objective 3.1:** Combat violent crime, promote safe communities, and uphold the rights of victims of crime

**Who Can Apply for Funding:** National, regional, state, or local public and private entities, including nonprofit and for-profit organizations, faith-based and community organizations, institutions of higher education, units of local government, and federally recognized Indian tribal governments. For-profit organizations must agree to forgo any profit or management fee.

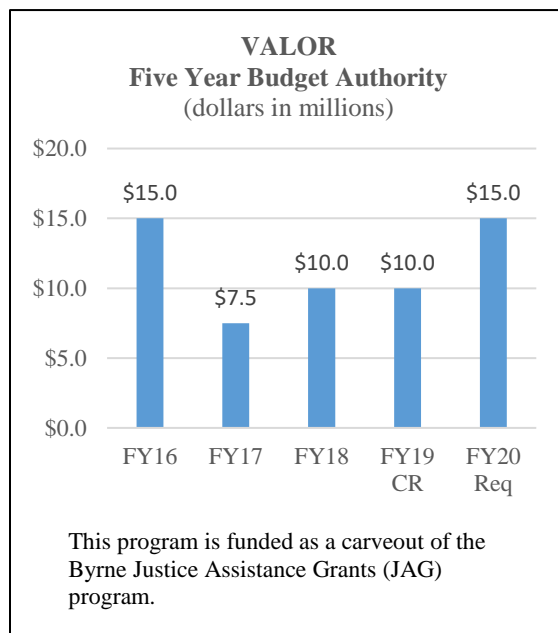
**How Funds Are Distributed:** Through a competitive process, awards are made for up to a 24-month period. Supplemental funding for awards may be available based on the availability of future appropriated funds and the grantee's history of performance.

### **Program Goals**

- Focus on all aspects of safety, including current and emerging issues such as complacency, tactics, police professionalism, and guardianship.
- Focus also on wellness, resilience, and survivability to help law enforcement be healthier and better-prepared professional guardians of their communities.
- Encourage and increase awareness of the need for law enforcement to address both officer safety and officer wellness issues through data-driven, evidence-based innovative training and technical assistance.

### **Accomplishments**

- Since VALOR's creation in 2010, the Initiative has conducted over 3,920 trainings, training over 123,731 law enforcement officers. The Initiative continues to receive high praise and feedback from the law enforcement community. At the end of 2017, the VALOR Program trainings underwent a complete redesign and enhancement, building in adult learning concepts, real-time polling interaction, and habit-changing concepts. Delivery of the new and enhanced trainings began in March 2018.
- The Active Shooter Response Training Program in partnership with the FBI has trained over 72,600 officers in more than 3,350 training events.
- The [www.valorforblue.org](http://www.valorforblue.org) website has over 36,000 law enforcement users for the secure portal and over 440,240 files have been downloaded from the site.
- The online version of the [Officer Safety Toolkit](#) has been accessed over 15,170 times. The toolkit is a resource for law enforcement listing officer safety/wellness federal resources.
- The Crisis Intervention Training (CIT) Model Program began working intensely with the selected pilot site law enforcement agencies in June 2018 to design a customized CIT implementation plan for each agency.
- The Officer Safety and Wellness Pilot Research and Evaluation Program conducted a national survey on the state of law enforcement training to gauge the challenges and needs that agencies face with regard to officer training. All survey responses were received by January 2018. Analysis of those responses has been ongoing with a report outlining findings and recommendations planned for release in 2019.



### Application and Award History

| (\$ in millions)                           | FY 2016             | FY 2017            | FY 2018            | FY 2019<br>CR | FY 2020<br>Request |
|--|---------------------|--------------------|--------------------|---------------|--------------------|
| Amount Available for Funding <sup>1/</sup> | \$13.5 <sup>^</sup> | \$6.8 <sup>^</sup> | \$9.1 <sup>^</sup> | \$10.0        | \$15.0             |
| Total Funding Awarded                      | \$13.5              | \$6.6              | \$9.0              | TBD           | TBD                |
| Number of Applications                     | 14                  | 17                 | 13                 | TBD           | TBD                |
| Number of awards                           | 5                   | 3                  | 3                  | TBD           | TBD                |
| Percentage of Applications Funded          | 36%                 | 18%                | 23%                | TBD           | TBD                |

<sup>1/</sup> This program is a carve-out from the Byrne Justice Assistance Grants (JAG) appropriation.

<sup>^</sup>Amount does not include funds used for management and administration, peer review, or other authorized purposes.

**For additional information, please visit: [www.bja.gov/programs/valor.html](http://www.bja.gov/programs/valor.html).**



**OFFICE OF JUSTICE PROGRAMS**  
**Program Name: Veterans Treatment Courts**

**Funding**

FY 2020 Request:       \$20.0M  
 FY 2019 CR:            \$20.0M



**Program Description**

**Purpose:** To help veterans in the criminal justice system with substance abuse issues break the cycle of addiction and criminal behavior by providing support services unique to their needs. Veterans treatment courts, in coordination with the Veterans Administration, reconnect rehabilitated veterans with their families, while helping to ensure public safety and personal accountability. This program provides grants, training, evaluation, and technical assistance to help state, local, and federally recognized tribal governments develop and implement veterans treatment courts.

**Authorizing Legislation:** Created through Department of Justice appropriations acts

**First Year of Appropriation:** 2013

**Administering Agency:** Bureau of Justice Assistance (BJA)

**DOJ Strategic Goal and Objective**

**DOJ Strategic Goal 3:** Reduce Violent Crime and Promote Public Safety

**Strategic Objective 3.1:** Combat violent crime, promote safe communities, and uphold the rights of victims of crime

**Who Can Apply for Funding:** States and U.S. territories, state courts, local courts, units of local government, and federally recognized tribal governments.

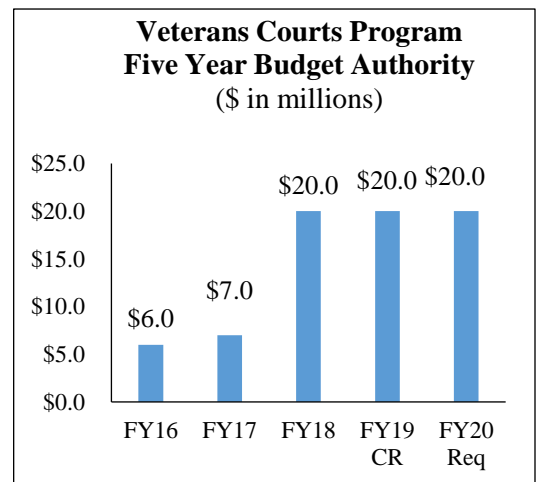
**How Funds Are Distributed:** Through a competitive process, awards are made as grants for up to \$500,000 for a four-year period. The applicant must pay 25 percent of the project’s costs.

**Program Goals**

- Support jurisdictions that demonstrate the capacity to implement a veterans treatment court in their communities.
- Expand and/or enhance the services of existing veterans treatment courts.

**Accomplishments**

As of June 2018, there are 551 Veterans Treatment Courts (VTCs) and other veteran-focused court programs operating across the U.S. This is a significant increase from 451 reported in June 2016. To support this expansion, in 2019, BJA—through the Adult Drug Court Discretionary Grant Program—will increase the number of implementation planning trainings to VTCs, increase the number of awards to tribal VTCs, and support the creation of peer mentor programs for VTC participants that leverage the support of other veterans in the community.



With 551 VTCs and other veteran-focused court programs operating in the U.S. there is still very little research on these courts. BJA is working with the National Institute of Justice to conduct a comprehensive multi-site examination of VTCs through an implementation and intermediate impact evaluation. The study will inform policy, programs, and research on VTCs and will be of interest to scholars, practitioners, and policymakers.

**Application and Award History**

| (\$ in millions)                  | FY 2016            | FY 2017            | FY 2018             | FY 2019 Request | FY 2020 request |
|-----------------------------------|--------------------|--------------------|---------------------|-----------------|-----------------|
| Amount Available for Funding      | \$5.4 <sup>^</sup> | \$6.3 <sup>^</sup> | \$18.2 <sup>^</sup> | \$6.0           | \$20.0          |
| Total Funding Awarded             | 5.2                | 6.0                | 18.0                | TBD             | TBD             |
| Number of Applications            | 123 <sup>1/</sup>  | 140 <sup>1/</sup>  | 122                 | TBD             | TBD             |
| Number of Awards                  | 16                 | 14                 | 26                  | TBD             | TBD             |
| Percentage of Applications Funded | 13%                | 10%                | 21%                 | TBD             | TBD             |

<sup>1/</sup> These are numbers of applications to the Drug Courts Solicitation. Veterans Treatment Court projects are funded from this pool of applicants.

<sup>^</sup> Total Funding Awarded does not include funds used for management and administration, peer review, or other authorized purposes.

**For additional information, please visit: [BJA Veterans Treatment Courts](http://justiceforvets.org/what-is-a-veterans-treatment-court) and <http://justiceforvets.org/what-is-a-veterans-treatment-court>.**

**OFFICE OF JUSTICE PROGRAMS**

**Program Name: Victims of Child Abuse (VOCA) -- Improving Investigation and Prosecution of Child Abuse**

**Funding**

FY 2020 Request: \$20.0M  
 FY 2019 CR: \$21.0M

**Program Description:** To enhance the effectiveness of the investigation and prosecution of child abuse cases. This program provides training and technical assistance to professionals involved in investigating, prosecuting, and treating child abuse.



This program also supports the development of Children’s Advocacy Centers (CACs) and multi-disciplinary teams designed to prevent the inadvertent re-victimization of an abused child by the justice and social service systems in their efforts to protect the child.

**Authorizing Legislation:** The Victims of Child Abuse Act, 34 U.S.C. § 20306(a) and (b)

**First Year of Appropriation:** 1992

**Administering Agency:** Office of Juvenile Justice and Delinquency Prevention (OJJDP)

**DOJ Strategic Goal and Objective**

**DOJ Strategic Goal 3:** Reduce Violent Crime and Promote Public Safety

**Strategic Objective 3.1:** Combat violent crime, promote safe communities, and uphold the rights of victims of crime

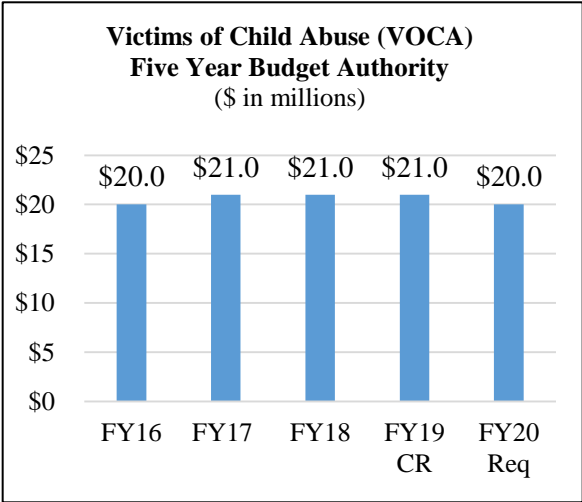
**Who Can Apply for Funding and How Funds are Distributed:** Through a competitive process, cooperative agreement awards are made to local public and private nonprofit organizations. For-profit organizations must agree to forgo any profit or management fee. The following chart outlines the key funding areas:

| Category                             | Key Program Areas   | Award Amounts | Award Period       |
|--------------------------------------|---|---------------|--------------------|
| 1. Training and Technical Assistance | Training and Technical Assistance for Child Abuse Professionals   | Up to \$2.1M  | Up to 36-42 months |
|                                      | Membership and Accreditation for CACs   | Up to \$1.4M  |                    |
|                                      | Training and Technical Assistance for Child Abuse Prosecutors   | Up to \$1.5M  |                    |
|                                      | Regional Children’s Advocacy Centers – There are four regional centers located as follows: Northeast, Southern, Midwest and Western   | Up to \$1.25M |                    |
| 2. Program                           | <p><u>National Subgrants Program</u> – the awarded agency releases a request for proposal to invite CACs across the country to apply for 1) subgrants that will meet specific needs related to child abuse at the local level; 2) subgrants to improve services to victims of child abuse; and 3) subgrants to develop and enhance CAC practices and Chapter organizations.</p> <p><u>CAC National Subgrant Program for Victims of Child Pornography</u> – the awarded agency releases a request for proposal to invite CACs across the country to apply for subgrants to provide services and improve the response to children who are victims of child pornography, including those victims of child pornography who are also victims of commercial sex trafficking. The successful applicant offers training and technical assistance specific to the RFP as well as limited topical training for local CACs, state chapters, and multidisciplinary teams.</p> | Various       |                    |

|  |  |  |  |
|--|--|--|--|
|  | <p><u>CAC Military Partnership Pilot Project</u> – the awarded agency supports CAC and military collaboration to improve military installations’ responses to child abuse by leveraging the CAC model as well as supporting a pilot project to provide subgrants to CACs across the country focused on developing and implementing best practices in military-CAC collaboration. The successful applicant provides training and technical assistance specific to the RFP and targeted support for the overall project and selected subgrantees.</p> <p>The successful applicant for each subgrant program provides oversight and monitoring of subaward activities in conformance with the Department of Justice Grants Financial Guide.</p> |  |  |
|--|--|--|--|

**Program Goals:**

- Increase the number of accredited CACs across the country annually, including the number of CACs serving American Indian and Alaska Native children and communities, and the number of CACs serving child victims of commercial sexual exploitation.
- Increase the amount and quality of services available to victims of child pornography and their families through CACs.
- Increase emphasis on collaborations between CACs and military installations to improve their response to child abuse cases.
- Allow the four regional CACs to assist in the development and expansion of local CACs and provide training, technical assistance, and other services to communities establishing multi-disciplinary programs.
- Increase training for prosecutors and other professions involved in the criminal prosecution of child abuse cases to enhance the effectiveness of investigations and prosecutions of such crimes.



**Accomplishments**

- In 2018, 355,767 children were served by CACs.
- As of December 31, 2018, 877 CACs have been established across all 50 states.
- As of December 2018, there are 708 accredited CACs nationwide.
- Through state grants, NCA supported the work of 705 accredited CACs in all 50 states.
- In 2018, a total of 88 CACs in 30 states and the District of Columbia received funds via the VOCA subgrant programs.

**Application and Award History**

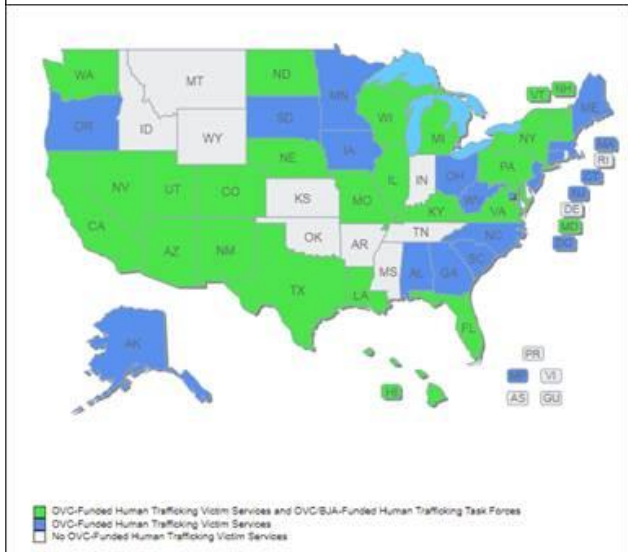
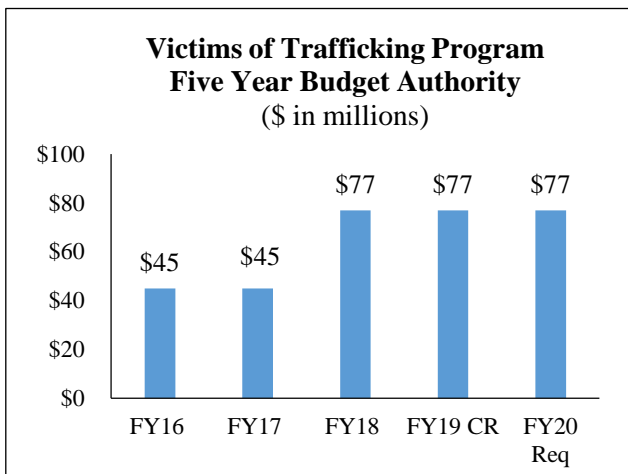
| <b>(\$ in millions)</b>           | <b>FY 2016</b>      | <b>FY 2017</b>      | <b>FY 2018</b>      | <b>FY 2019<br/>CR</b> | <b>FY 2020<br/>Request</b> |
|-----------------------------------|---------------------|---------------------|---------------------|-----------------------|----------------------------|
| Amount Available for Funding      | \$18.0 <sup>^</sup> | \$17.5 <sup>^</sup> | \$21.0 <sup>^</sup> | \$20.0                | \$20.0                     |
| Total Funding Awarded             | \$18.0              | \$17.5              | \$20.5              | TBD                   | TBD                        |
| Number of Applications            | 9                   | 10                  | 11                  | TBD                   | TBD                        |
| Number of Awards                  | 9                   | 8                   | 10                  | TBD                   | TBD                        |
| Percentage of Applications Funded | 100%                | 80%                 | 90%                 | TBD                   | TBD                        |

<sup>^</sup> Amount of appropriation minus funds used for management and administration, peer review, or other authorized purposes.

**For additional information, please visit:** OJJDP’s Child Advocacy Centers webpage (<https://www.ojjdp.gov/Programs/ProgSummary.asp?pi=30&ti=1&si=&kw=&strItem=&strSingleItem=Programs&p=topic&PreviousPage=SearchResults>).

**OFFICE OF JUSTICE PROGRAMS**  
**Program Name: Victims of Trafficking**

| <u>Funding</u>   |         |
|------------------|---------|
| FY 2020 Request: | \$77.0M |
| FY 2019 CR:      | \$77.0M |



**Program Description**

Background: Human trafficking is a crime in which offenders use physical force, fraud, or coercion to obtain and maintain control over vulnerable victims. The Trafficking Victims Protection Act (TVPA) authorizes the Attorney General to make grants to develop, expand, or strengthen victim service programs for victims of trafficking. Over the past decade, DOJ’s collaborative response to trafficking victims has evolved, integrating data, research, and best practices into programs that respond to the diverse needs of victims of sex trafficking and labor trafficking.

**Authorizing Legislation:** The Trafficking Victims Protection Act (TVPA) of 2000, as amended; 22 USC § 7105(b)(2) (state and local); 18 USC § 3014(e)(B); 22 USC § 7105(b)(2) (DTVf)

**Administering Agencies:** Office for Victims of Crime (OVC) and the Bureau of Justice Assistance (BJA)

**DOJ Strategic Goal and Objective**

**DOJ Strategic Goal 3:** Reduce Violent Crime and Promote Public Safety

**Strategic Objective 3.1:** Combat violent crime, promote safe communities, and uphold the rights of victims of crime

**Who Can Apply for Funding and How Funds are**

**Distributed:** States; units of local government; federally recognized Indian tribal governments; nonprofit, nongovernmental organizations

**Program Goals:** To support effective programs that assist victims of all forms of human trafficking through the following interventions:

- Comprehensive and specialized direct services for victims of trafficking. The majority of OVC awards under the Victims of Trafficking program support direct victim services.
- Multi-disciplinary teams comprised of federal, state, local, and tribal law enforcement, victim service providers, and community- and faith-based organizations that together ensure that trafficking victims are proactively identified and referred for appropriate services, while at the same time their offenders’ cases are investigated and prosecuted.
- Training and technical assistance to improve responses to victims of trafficking.
- Data collection, research, and evaluation to better understand trafficking victimization and the needs of victims.

**Current grantees:** A map of current OVC and BJA funded human trafficking victim service and Enhanced Collaborative Model (ECM) task force grantees is maintained [online](#) and documents the coverage of approximately 145 OVC and 30 BJA active awards.

**Accomplishments:**

- Increased numbers of victims assisted: Between July 2017 and June 2018, OVC trafficking grantees reported a total of 8,913 clients assisted. This reflects significant growth in the number of trafficking victims receiving a wide range of victim services, as 5,756 were served during the entire first ten years of OVC’s anti-trafficking program. This is due, in large part, to the OVC expanded direct services program.
- Enhanced community capacity to respond to trafficking – OVC grantees provided anti-trafficking training to more than 76,000 professionals between July 2017 and June 2018.

In recent years, OVC has focused on enhancing the quality and quantity of services available to victims of human trafficking through three key anti-trafficking programs:

| Program  | Activities  | Eligible Applicants   |
|--|---|---|
| Comprehensive Services                         | This program is designed to enhance the quality and quantity of services available to assist victims of all forms of human trafficking by providing high quality services that address the individual needs of trafficking victims and by enhancing interagency collaboration and the coordinated community response to victims of human trafficking. Comprehensive services include a range of services that victims of human trafficking often need in order to address their needs for safety, security and healing.   | States, units of local government, federally recognized Indian tribal governments, nonprofit, nongovernmental organizations |
| Specialized Services                           | This program focuses on addressing significant gaps in services to assist all victims of severe forms of trafficking. Applicants respond to specialized service needs that have been identified by the anti-trafficking field. In FY 2017 and FY 2018, the applicants could select from a list of services, such as legal, housing, or mental health services.  |   |
| Enhanced Collaborative Model (Joint OVC & BJA) | This program is jointly administered by OVC and BJA. Law enforcement and victim service applicants jointly apply for funding to support the development or enhancement of multidisciplinary human trafficking task forces that work together to identify victims of sex and labor trafficking and ensure that they have access to a comprehensive array of services. Task forces are required to implement victim-centered and coordinated approaches to identify victims of all types of trafficking, address the individualized needs of victims through services, and investigate and prosecute sex and labor trafficking cases at the local, state, tribal, and federal levels. |   |

## Other Programs

- **Field-Generated Innovations in Assistance to Victims of Human Trafficking:** OVC identified the need to explore innovative ideas generated by the anti-trafficking and victim services fields to address gaps in programs and services for victims of human trafficking. In FY 2018, OVC released a field-generated human trafficking innovation solicitation for the first time with two purpose areas: one to increase the availability of trauma-informed services for victims of human trafficking, and another to address barriers to identifying and assisting labor trafficking victims. Two organizations were awarded funds totaling \$1,185,409.
- **Minor Victims of Trafficking Grants:** In FY 2018, OVC began planning the implementation of this new program. This included collecting information from the field about where the services for minor victims of trafficking are most needed; hosting listening sessions with victim service providers and allied professionals and survivors; and conducting a scan of best practices and data on minor victims of sex and labor trafficking to understand the scope of this evolving problem. OVC also consulted with other federal agencies to leverage their expertise and programming, reduce duplication of effort, and determine how cross-agency collaborations can inform effective design and implementation of the program. OVC intends to make program awards in FY 2019.
- **Training and Technical Assistance & Research and Evaluation:** In FY 2018, \$4.9 million supported training and technical assistance for OJP trafficking grantees and \$1.9 million supported research and evaluation projects to address gaps in knowledge regarding human trafficking.

## Application and Award History

### **Enhance Collaborative Model (“Task Forces”) – Chart contains both BJA and OVC awards**

| (\$ in millions)                  | FY 2016 | FY 2017 | FY 2018 | FY 2019 CR | FY 2020 Request |
|-----------------------------------|---------|---------|---------|------------|-----------------|
| Total Funding Awarded             | \$15.2  | \$2.8   | \$23.1  | TBD        | TBD             |
| Number of Applications            | 49      | 16      | 42      | TBD        | TBD             |
| Number of awards                  | 22      | 4       | 34      | TBD        | TBD             |
| Percentage of Applications Funded | 45%     | 25%     | 81%     | TBD        | TBD             |

### **Comprehensive Services for Victims of Trafficking**

| (\$ in millions)                  | FY 2016 | FY 2017 | FY 2018 | FY 2019 CR | FY 2020 Request |
|-----------------------------------|---------|---------|---------|------------|-----------------|
| Total Funding Awarded             | \$5.1   | \$3.6   | \$14.7  | TBD        | TBD             |
| Number of Applications            | 28      | 26      | 63      | TBD        | TBD             |
| Number of awards                  | 7       | 5       | 21      | TBD        | TBD             |
| Percentage of Applications Funded | 25%     | 19%     | 33%     | TBD        | TBD             |

### **Specialized Services for Victims of Human Trafficking**

| (\$ in millions)                  | FY 2016 | FY 2017 | FY 2018 | FY 2019 CR | FY 2020 Request |
|-----------------------------------|---------|---------|---------|------------|-----------------|
| Total Funding Awarded             | \$14.6  | \$7.5   | \$16.5  | TBD        | TBD             |
| Number of Applications            | 55      | 49      | 73      | TBD        | TBD             |
| Number of awards                  | 26      | 13      | 24      | TBD        | TBD             |
| Percentage of Applications Funded | 47%     | 27%     | 33%     | TBD        | TBD             |

**For additional information, please visit: [OVC’s Human Trafficking Program](#).**



## OFFICE OF JUSTICE PROGRAMS

**Program Name: Violent Gang and Gun Crime Reduction Program/Project Safe Neighborhoods (PSN)**

### Funding

FY 2020 Request: \$100.0M  
FY 2019 CR: \$20.0M

\*In the 2019 CR, this program was funded as a carveout under the Byrne Justice Assistance Grants program.



### Program Description

**Purpose:** Project Safe Neighborhoods (PSN) is designed to create and foster safer neighborhoods through a sustained reduction in violent crime, achieved by, among other efforts, addressing criminal gangs and the criminal misuse of firearms. The program's effectiveness depends upon the ongoing coordination, cooperation, and partnerships of local, state, tribal, and federal law enforcement agencies—and the communities they serve—engaged in a unified approach led by the U.S. Attorney in all 94 federal judicial districts.

Acting decisively in a coordinated manner at all levels—federal, state, local, and tribal—will help reverse a rise in violent crime and keep American citizens safe. PSN provides critical funding, resources, and

training for law enforcement, prosecutors, and their PSN teams to combat violent crime and make their communities safer through a comprehensive approach to public safety that marries targeted law enforcement efforts with community engagement, prevention, and reentry efforts.

**Authorizing Legislation:** Project Safe Neighborhoods Grant Program Authorization Act of 2018 (Public Law 115-185)

**First Year of Appropriation:** 2010

**Administering Agency:** Bureau of Justice Assistance (BJA)

### DOJ Strategic Goal and Objective

**DOJ Strategic Goal 3:** Reduce Violent Crime and Promote Public Safety

**Strategic Objective 3.1:** Combat violent crime, promote safe communities, and uphold the rights of victims of crime

**Who Can Apply for Funding and How Funds Are Distributed:** Eligible applicants are PSN Task Force fiscal agents for the U.S. Attorney districts and federally recognized Indian tribal governments (as determined by the Secretary of the Interior). All fiscal agents must be certified by the relevant U.S. Attorney's Office (USAO). Eligible USAO-certified fiscal agents include states, units of local government, educational institutions, faith-based and other community organizations, private nonprofit organizations, and federally recognized Indian tribal governments (as determined by the Secretary of the Interior).

Each federal judicial district is eligible to apply for a funding allocation, based on its violent crime rate and population. After BJA grant funds are disseminated, the recipients (fiscal agents) must hold a competitive application process to determine subrecipients for the funds, aligned with the priorities and strategies identified by the PSN task force.

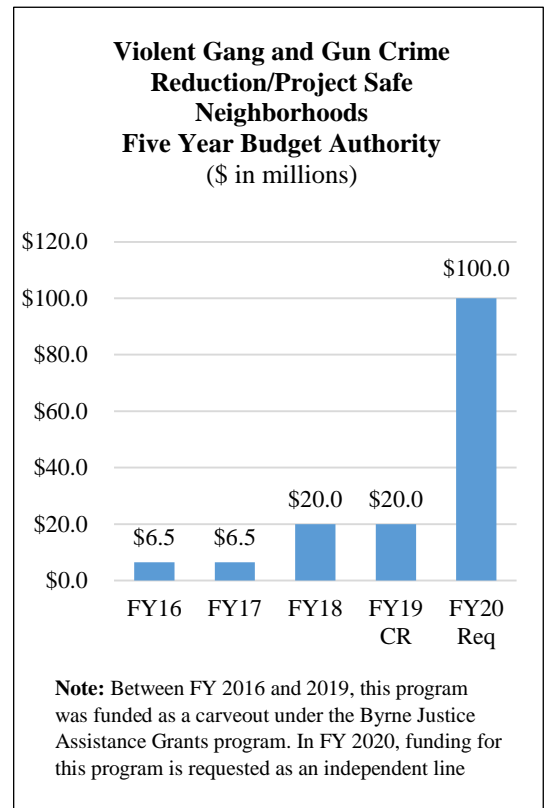
### Program Goals

The PSN program will address threats to public safety in jurisdictions with the most significant crime problems. The program will build on the previous DOJ PSN Initiative to create safer neighborhoods through sustained reductions in gang violence and gun crime.

The PSN framework requires that the U.S. Attorney be responsible for establishing a collaborative team of federal, state, and local law enforcement and other community members to implement gang violence and gun crime enforcement; violence prevention and intervention initiatives; and community outreach within the district. Each team will be required to produce a strategic plan that outlines its analysis of crime and public safety problems in its jurisdiction and violence reduction strategies to address these problems. These plans will also include a description of the team’s strategy development and modification process; organizational changes and innovations that will be implemented through each strategy; and an explanation of the team’s plans for collaboration between law enforcement agencies and researchers.

**Accomplishments**

- Part I crime in the City of Newburgh, New York experienced a reduction of 15 percent in 2017 compared to 2016. This is the lowest total Part I crime level in 10 years. Part I crime was also below the five-year average. Violent crime has steadily declined in recently years, but in very small increments, until 2017 where it yielded a reduction of 14 percent (-56). Violent crime was also below the five-year average. While homicide figures remained unchanged from 2016 levels and rapes increased by one incident, both robbery and aggravated assaults decreased by double digit figures. The City also experienced a dramatic decrease in shooting incidents in 2017. There were 17 shootings in 2017 compared to 48 the year before. Previously, the City was averaging 47 shootings per year for the last five years.



- Western District of Tennessee: Recent reporting from the Memphis Crime Commission and the University of Memphis indicates that in 2018, the overall violent crime rate in Memphis dropped 4.2 percent compared to 2017. Also, reported gun crimes declined in 2018 by 15.8 percent compared to 2017. The figures include reported crimes committed with guns and charges for illegal possession of guns.

The US Attorney’s Office was also recognized recently in Memphis Mayor Strickland’s State of the City address regarding its work to reduce violent crime. See the full text of the speech at this link: [https://memphistn.gov/news/what\\_s\\_new/text\\_of\\_mayor\\_strickland\\_s\\_2019\\_state\\_of\\_the\\_city](https://memphistn.gov/news/what_s_new/text_of_mayor_strickland_s_2019_state_of_the_city)

- Eastern District of Kentucky: According to data from the Lexington Police Department, overall violent crime decreased in Lexington by 13.4 percent in 2018, as compared to 2017. More specifically, murders and robberies both dropped by 21 percent, assaults decreased by 11 percent, and shots fired calls decreased by nine percent. Additionally, the United States Marshals Service (USMS) recently completed a three-month enforcement surge. As part of the Operation Triple Beam – Bourbon Trail, the USMS, the Kentucky State Police, ICE, and other agencies made 132 arrests (including 27 gang members), resulting in 16 defendants facing federal prosecution. The initiative also resulted in the removal of 37 firearms from the street and the seizure of various drugs, including cocaine, methamphetamine, and opioids (heroin, fentanyl).
- Southern District of Illinois: Since January 2018, the PSN team has identified over thirty Priority Violent Offenders (PVO). Of those PVOs, over half of them have been charged state and/or federally with gun or

other violent crime offenses that will ensure they are in prison for years. Most of the PVOs that have not been charged yet have not been named suspects in new shootings or firearm possession cases, and have largely dropped off law enforcement radar. To date, there has also been an almost 50 percent reduction in the homicide rate. The IL-Southern District PSN team believes that bringing both state and federal consequences to the most prolific shooters is making the neighborhoods of their target enforcement area safer. Per capita, these numbers are highly significant, and the community has taken notice. At a recent high school basketball game a senior citizen approached the East St. Louis Police Chief to thank him for his recent efforts and noted that a PVO in his neighborhood who would daily shoot an AK-47 out of a vehicle “all day long,” now “ain’t shootin’ no more!”

**Application and Award History**

| (\$ in millions)                  | FY 2016 | FY 2017 | FY 2018  | FY 2019<br>CR | FY 2020<br>Request |
|-----------------------------------|---------|---------|----------|---------------|--------------------|
| Amount Available for Funding      | \$5.8^  | \$5.8^  | \$33.2*^ | \$20.0        | \$100.0            |
| Total Funding Awarded             | \$5.7   | \$5.5   | \$33.1   | TBD           | TBD                |
| Number of Applications            | 44      | 40      | 94       | TBD           | TBD                |
| Number of awards                  | 16      | 17      | 94       | TBD           | TBD                |
| Percentage of Applications Funded | 36%     | 43%     | 100%     | TBD           | TBD                |

^ Amount does not include funds used for management and administration, peer review, or other authorized purposes.

\*Total includes FY 2018 award funding of \$18.2 million plus a reprogrammed amount of \$15 million.

**For additional information, please visit: [Project Safe Neighborhoods](#).**

**OFFICE OF JUSTICE PROGRAMS**

**Program Name: Youth Mentoring**

**Funding**

FY 2020 Request: \$58.0M  
 FY 2019 CR: \$94.0M

**FY 2018 Activities Chart**



**Program Description**

**Purpose:** To reduce juvenile delinquency, gang involvement, academic failure, victimization, and school dropout rates through one-on-one, group, and peer mentoring.

Through this program, OJJDP increases the capacity of state and local jurisdictions and Indian tribal governments to develop, implement, expand, evaluate, and sustain youth mentoring efforts that incorporate evidence-based findings of best practices and principles. In addition, OJJDP funds training and technical assistance and research to support these mentoring programs nationwide.

**Authorizing Legislation:** The Juvenile Justice and Delinquency Prevention (JJDP) Act of 2002 (Public Law 107–273, 34 U.S.C. § 11101 et seq.)

**First Year of Appropriation:** 2005

**Administering Agency:** Office of Juvenile Justice and Delinquency Prevention (OJJDP)

**DOJ Strategic Goal and Objective**

**DOJ Strategic Goal 3:** Reduce Violent Crime and Promote Public Safety

**Strategic Objective 3.1:** Combat violent crime, promote safe communities, and uphold the rights of victims of crime

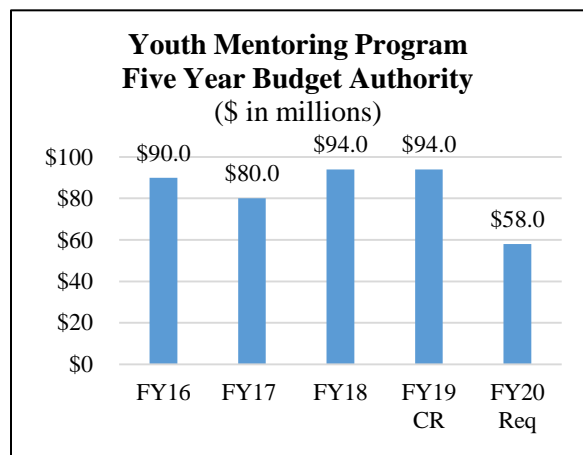
**Who Can Apply for Funding and How Funds are Distributed:** Through a competitive process, awards are made as follows:

| Category                             | Who Can Apply for Funding   | Award Type | Award Amounts | Award Period    |
|--------------------------------------|---|------------|---------------|-----------------|
| 3. Mentoring Opportunities for Youth | Category 1: National Mentoring (Organizations with subawardees in 45 or more states)  | Grant      | Various       | Up to 36 months |
|                                      | Category 2: Multi-State Mentoring (Organizations with subawardees in at least 5 and fewer than 45 states)   | Grant      | Up to \$4M    | Up to 36 months |
|                                      | Category 3: Mentoring Youth Involved in the Juvenile Justice System (Private organizations including nonprofit organizations and for-profit organizations, and tribal nonprofit and for-profit organizations)   | Grant      | Up to \$500K  | Up to 36 months |
|                                      | Category 4: Mentoring Strategies for Youth Impacted by Opioids (Project Site organizations and for-profit organizations, and tribal nonprofit and for-profit organizations)   | Grant      | Up to \$500K  | Up to 36 months |
|                                      | Category 5: Statewide and Regional Mentoring Initiative for Youth Impacted by Opioids (Limited to national organizations, as defined in Category 1, states and territories, and federally recognized tribal governments as determined by the Secretary of the Interior) | Grant      | Up to \$1.25M | Up to 36 months |

| Category                             | Who Can Apply for Funding   | Award Type            | Award Amounts | Award Period |
|--------------------------------------|---|-----------------------|---------------|--------------|
| 4. Training and Technical Assistance | Nonprofit and for-profit organizations (including tribal nonprofit and for-profit organizations) and institutions of higher education (including tribal institutions of higher education) | Cooperative Agreement | Up to \$2M    | 12 months    |

### Program Goals

- To improve outcomes (such as improved academic performance and reduced school dropout rates) for youth at-risk or involved with the justice or tribal justice systems, and reduce negative outcomes (including delinquency, substance use, and gang participation) through mentoring.
- To support innovative research and evaluation efforts that respond to gaps and needs of the mentoring field and examine strategies to improve and increase mentor recruitment.



### Accomplishments

- In 2018, OJJDP issued 38 awards to mentoring organizations totaling nearly \$79 million. Awards were made to large national mentoring organizations (such as National 4-H Council and Boys and Girls Clubs of America) as well as smaller community based organizations (such as Family Services of the Merrimack Valley).
  - OJJDP awarded over \$10 million to organizations that support youth impacted by opioids in FY 2018 (such as Big Brothers Big Sisters, Rural Opioid Family Mentoring Program, and the Resilient Empowered and Directed (RED) Program).
- OJJDP also awarded \$2 million to the National Mentoring Partnership to serve as OJJDP’s National Mentoring Research Center.
- In 2017 (the most recent year for which data are available), OJJDP-funded active mentoring grants served nearly a quarter of a million youth. Of these youth:
  - Eighty nine percent were matched with a mentor.
  - More than half (59 percent) exhibited a positive change in behavior (e.g., grade point average, social support, and social competence).
- In addition, 94 percent of OJJDP-funded mentoring programs reported implementing one or more evidence-based programs or practices.
- In FY 2017, the National Mentoring Resource Center (NMRC) released population and topical reviews examining available evidence as it pertains to either mentoring for a specific population of youth (e.g., cross-age mentoring and youth in foster care) or a specific model of mentoring (e.g., group mentoring, e-mentoring). Additionally, NMRC provided no-cost training and technical assistance to organizations and communities throughout the nation. During FY 2017, NMRC provided 8,711 hours of technical assistance to 467 organizations and hosted trainings on topics ranging from matching to effective mentor closure.

### Application and Award History

| (\$ in millions)                  | FY 2016 | FY 2017 | FY 2018  | FY 2019<br>CR | FY 2019<br>Request |
|-----------------------------------|---------|---------|----------|---------------|--------------------|
| Amount Available for Funding      | \$81.2^ | \$66.4^ | \$85.4 ^ | \$94.0        | \$58.0             |
| Total Funding Awarded             | \$81.2  | \$66.4  | \$81.0   | TBD           | TBD                |
| Number of Applications            | 119     | 176     | 89       | TBD           | TBD                |
| Number of Awards                  | 34      | 29      | 39       | TBD           | TBD                |
| Percentage of Applications Funded | 29%     | 16%     | 40%      | TBD           | TBD                |

^ Amount of appropriation minus funds used for management and administration, peer review, or other authorized purposes.

**For additional information, please visit: [www.ojjdp.gov/programs/mentoring.html](http://www.ojjdp.gov/programs/mentoring.html) and [www.nationalmentoringresourcecenter.org](http://www.nationalmentoringresourcecenter.org).**